

Recent developments in the chemistry of 1*H*-indole-3-carbohydrazides and their role in the synthesis of 3-hetaryl indoles of biological importance

Abdel-Rahman Farghaly

Department of Physical Sciences, Chemistry Division, College of Science, Jazan University, P.O. Box. 114, Jazan 45142, Kingdom of Saudi Arabia

Email: farghaly431@gmail.com

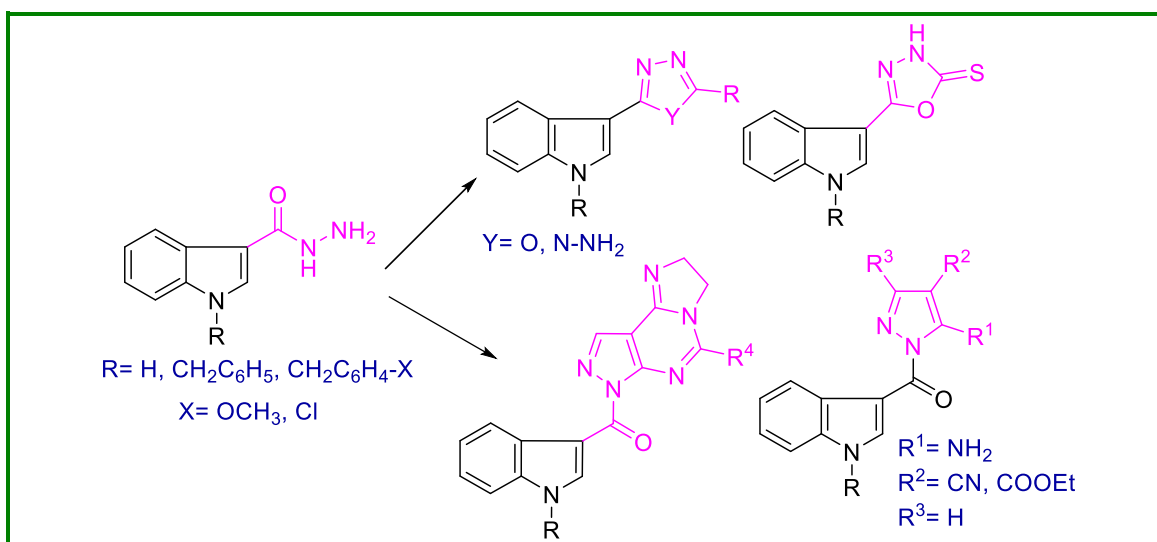
Received 01-25-2025

Accepted 03-03-2025

Published on line 03-17-2025

Abstract

1*H*-indole-3-carbohydrazide is a significant class of heterocyclic compounds with several applications in the field of medicinal chemistry. In this review, the synthetic methods and different attempts made in the synthesizing of indole-3-carbohydrazide from various starting materials over the last twenty years are summarized. Additionally, this review focuses on the latest advancements in the different reactions of indole-3-carbohydrazide to produce a variety of nucleuses on C-3 of the indole moiety



Keywords: 1*H*-Indole-3-carbohydrazide, indolyl-1,3,4-oxadiazoles, indolyl-1,2,4-triazoles, indolyl-1,2,4-thiazoles

Table of Contents

1. Introduction
 2. Synthesis of 1*H*-Indole-3-carbohydrazide
 - 2.1. Synthesis of 2-unsubstituted-1*H*-indole-3-carbohydrazide derivatives
 - 2.2. Synthesis of 2-methyl (trifluoromethyl)-1*H*-indole-3-carbohydrazide derivatives
 3. Reactions of 1*H*-Indole-3-carbohydrazide
 - 3.1. Synthesis of *N'*-Arylidene-1*H*-indole-3-carbohydrazide derivatives
 - 3.2. Synthesis of 3-indolyl-1,3,4-oxadiazole derivatives
 - 3.3. Synthesis of 3-indolyl-1,2,4-oxadiazole derivatives
 - 3.4. Synthesis of 3-indolyl-1,2,4-triazole derivatives
 - 3.5. Synthesis of 3-indolyl-1,3,4-thiadiazole derivatives
 - 3.6. Synthesis of 3-indolyl-pyrazole hybrids
 - 3.6.1. Synthesis of imidazo[1,2-*c*]pyrazolo[4,3-*e*]pyrimidines based on indole and related hetrocycles
 - 3.7. Synthesis of 3-indolyl-semicarbazides and urea derivatives
 - 3.8. Synthesis of indole-based-sulfonamide derivatives
 - 3.9. Synthesis of 3-indolyl- triazinone derivatives
 4. Biological Activities
- Conclusion
- References

1. Introduction

Indole-containing natural and synthetic products,¹ including reserpine, vincristine, indolmicine, mitomycin, pindolol, dolasetrone mesylate, indomethacin, or sumatriptan, are used to treat a variety of illnesses, the indole structure represents a highly relevant heterocyclic system. More precisely, according to a number of investigations, indole-2-carbohydrazides and their related compounds have anti-mycobacterial activity,² antidepressant,³ as multifunction neurodegenerative agent,⁴ and antimicrobial.⁵ According to reports, several 3-substituted indole-based heterocycles have been utilized as biological and pharmacological potential.⁶ Additionally, it has been demonstrated that by introducing heterocyclic moieties, such as isothiazoles, to position 3 of the indole nucleus, these biological activities can be enhanced as potent anti-diabetic and anti-alzheimer's medicines.⁷ However, a class of heterocycles known as 1,3,4-oxadiazoles has garnered a lot of attention in medicinal chemistry because of its several biological effects, which include antibacterial, antifungal, anti-inflammatory, and antihypertensive action.⁸⁻¹² The 1,3,4-oxadiazole system and its derivatives are a significant bio-active class of heterocycles, as evidenced by their extensive use as a scaffold in medicinal chemistry.⁸ Their favorable metabolic profile and hydrogen bonding capabilities are also responsible for this. In particular, commercially available antihypertensive drugs like tiodazosin and nesapidil, as well as antibiotics like furamizole, include the oxadiazole nucleus.¹³⁻¹⁵ In addition, the anti-angiogenesis and anti-*HIV* integrase medications that contain 1,3,4-oxadiazole are also advantageous,^{15, 16} They are also used to combat AIDS-related infections¹⁷ and have antibacterial.¹⁸ Furthermore, 3-substituted indole derivatives showed to possess anticonvulsant,¹⁹ antimicrobial,²⁰⁻²³ anti-proliferative agents,²⁴ antioxidant²⁵ and anticancer properties.²⁶⁻²⁹ They are also used as insecticides, fungicides, and herbicides in agriculture.³⁰ The indole-3-carbohydrazide was used in the synthesis of some indole derivatives containing 1,3,4-oxadiazole, 1,2,4-triazole, imidazole and

pyrazole moieties (**I**, **II**, **III** and **IV**).³¹⁻³⁴ Antifungal properties were effectively demonstrated by two series of pimprinine derivatives, **A** and **B**, which contained 1,3,4-oxadiazole-5-thioether moieties **C** and **D**.³⁵ Combining the indole nucleus with the triazole and pyrazole or oxadiazole moiety may enhance the biological activities. Due to the 1*H*-indole-3-carbohydrazide is a versatile molecule in the synthesis of intriguing bioactive candidates and in keeping with our earlier publications on the chemistry of pyridazino[4,5-*b*]indole.^{36, 37} We have chosen to discuss the recent developments in the chemistry of 1*H*-indole-3-carbohydrazide and their role in the synthesis of 3-hetaryl indoles of biological importance.

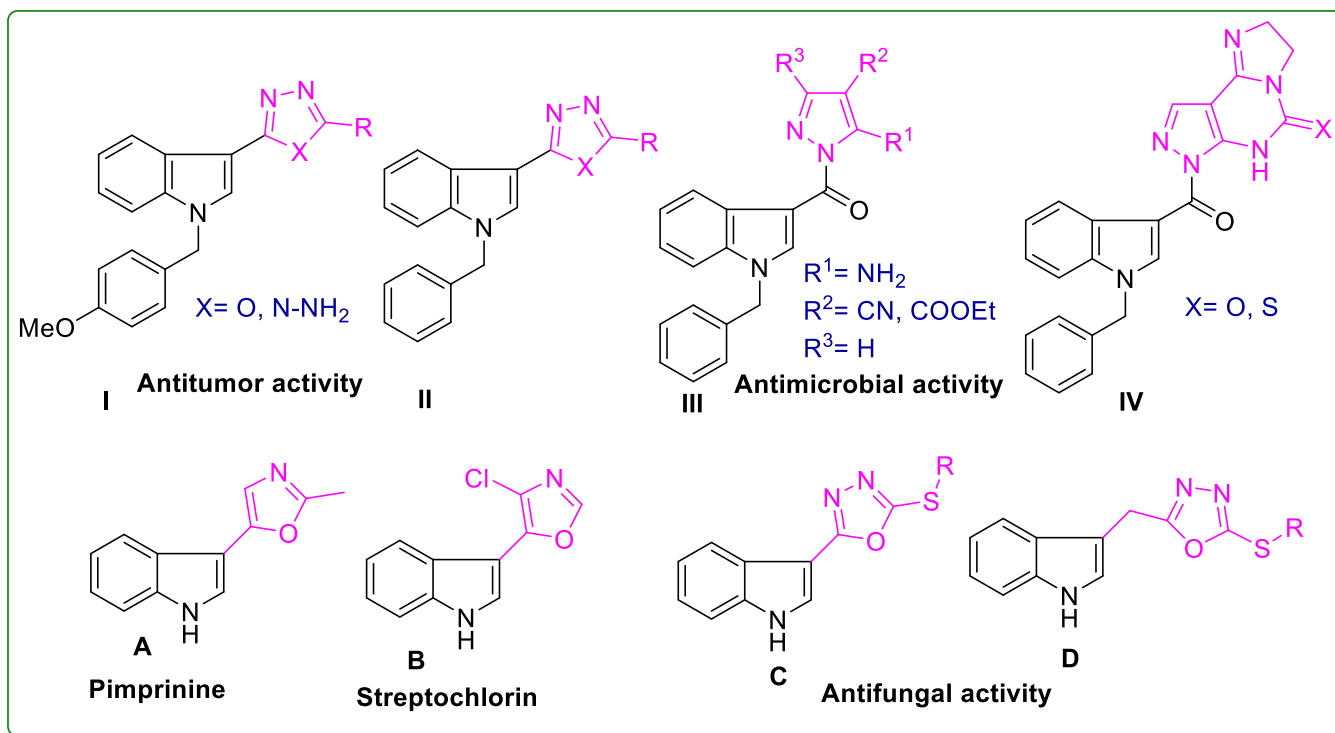


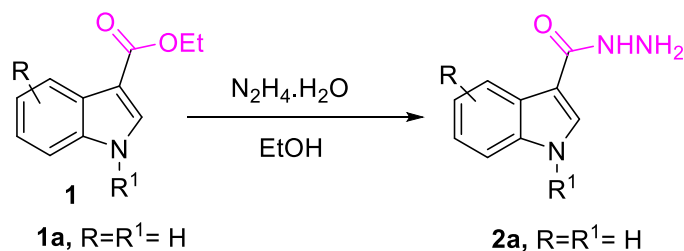
Figure 1. Some selective biologically active 3-substituted indoles

2. Synthesis of 1*H*-Indole-3-carbohydrazide

Indoles-based compounds are a prevalent class of natural and synthetic compounds found to be in abundance in biologically active compounds such as agrochemicals, medicines, and alkaloids. 3-Substituted indoles³⁸ are an important framework of many drugs, agricultural chemicals, functional materials, and bioactive compounds.

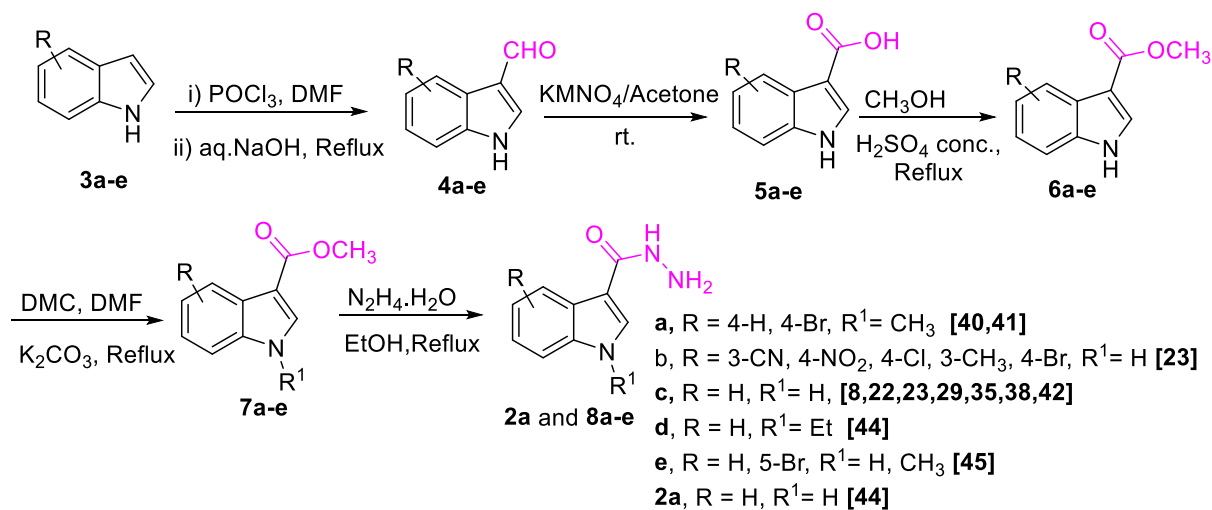
2.1. Synthesis of 2-unsubstituted-1*H*-indole-3-carbohydrazide derivatives

It was mentioned that reaction of compound **1** with hydrazine monohydrate 99% in ethanol gave the carbohydrazide derivative **2a**³⁹ (Scheme 1).



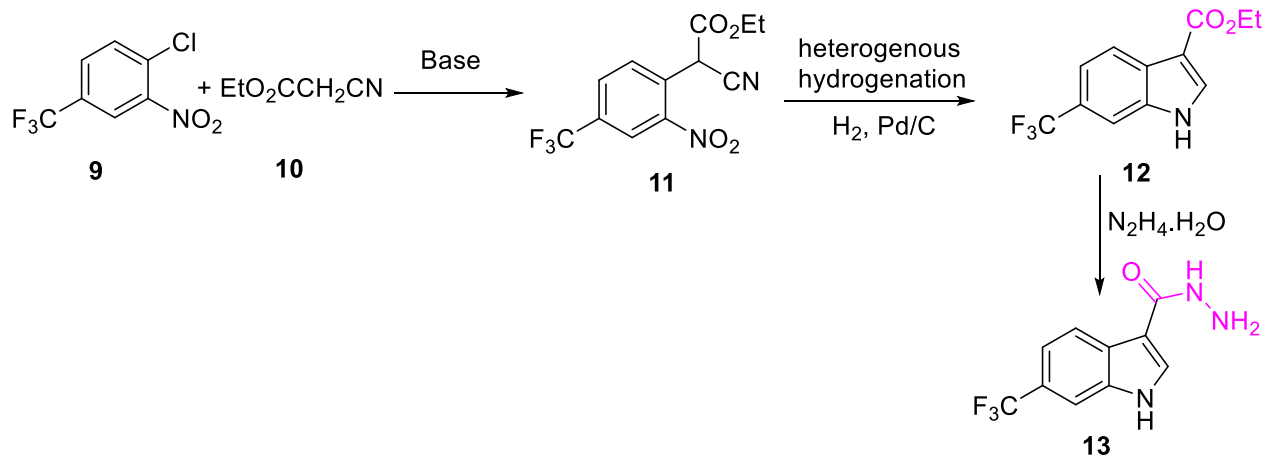
Scheme 1. Synthesis of 1*H*-indole-3-carbohydrazide **2**.

It was described that⁴⁰⁻⁴³ the indole-3-carboxaldehydes **4a-e** were prepared by Vilsmeier-Haack reaction⁴⁴ of indole and 5-substituted indole **3a-e**. Oxidation of aldehyde derivatives with potassium permanganate and acetone yielded corresponding carboxylic acid **5a-e** derivatives. The latter derivatives were subjected to simple esterification with conc. H₂SO₄ as a dehydrating agent furnished the corresponding esters **6a-e**.^{35, 45} Furthermore, the ring nitrogen was protected via methylation using dimethyl carbonate and K₂CO₃ followed by reflux in DMF for 4 h gave the compounds **7a-e**. Treatment of the ester **7a-e** with ethanolic hydrazine hydrate under reflux resulted in the formation of the carbohydrazide derivatives **2a** and **8a** (Scheme 2).^{8, 22, 23, 29, 35, 39, 43, 45, 46}



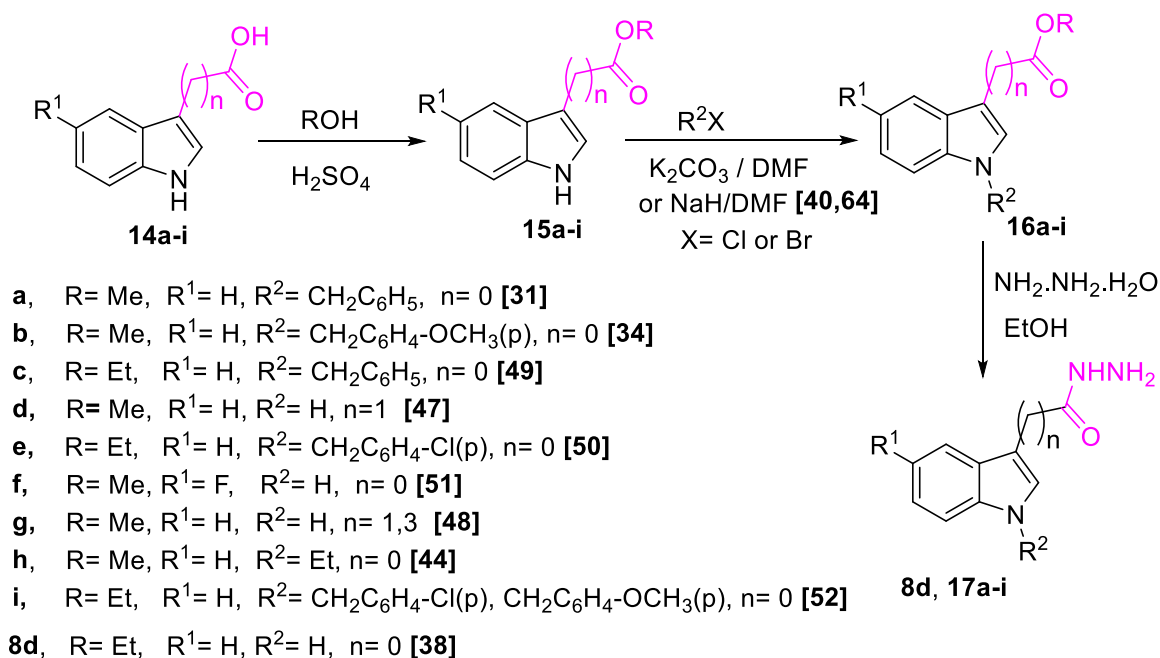
Scheme 2. Synthesis of 5-substituted-1-methyl-1*H*-indole-3-carbohydrazide **8a-e**.

In 2017, Baumann M. *et al* suggested that⁴⁷ the reaction of 2-chloronitrobenzene **9** with ethyl cyanoacetate **10** as the nucleophile in a base resulted the product **11**. Reductive cyclisation of compound **11** using heterogeneous hydrogenation produced the indole product **12**. Treatment of the ester **12** with hydrazine hydrate gave the corresponding hydrazide **13** (Scheme 3).



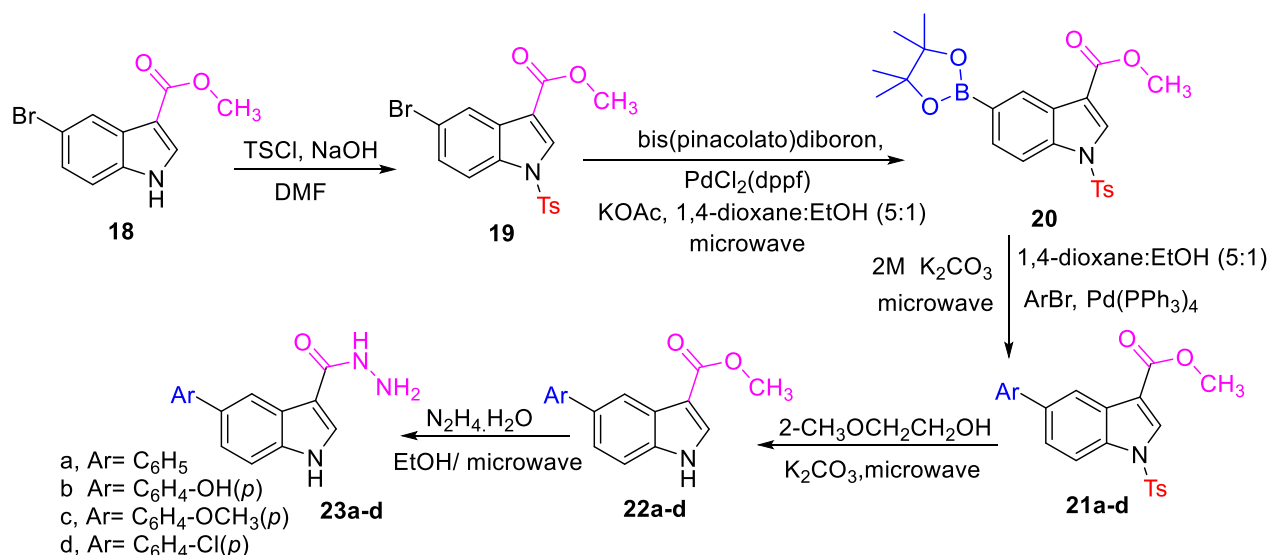
Scheme 3. Synthesis of 6-(trifluoromethyl)-1*H*-indole-3-carbohydrazide **13**.

It was described that^{48, 49} esterification of indole-3-acetic acid or indole-3-butyric acid **14** in absolute methanol using conc. H_2SO_4 as a catalyst yielded the ester compounds **15a-i**. Alkylation of the 1*H*-indol-3-carboxylate **15a-i** with aryl halide or alkyl bromide in DMF and anhydrous potassium carbonate gave the corresponding ethyl 1-substituted-1*H*-indole-3-carboxylate **16a-i**. Treatment of the latter compound **16a-i** with hydrazine hydrate afforded the 1-substituted-1*H*-indole-3-carbohydrazide and **17a-c, e-i** (Scheme 4).^{31, 34, 39, 45, 48-53}



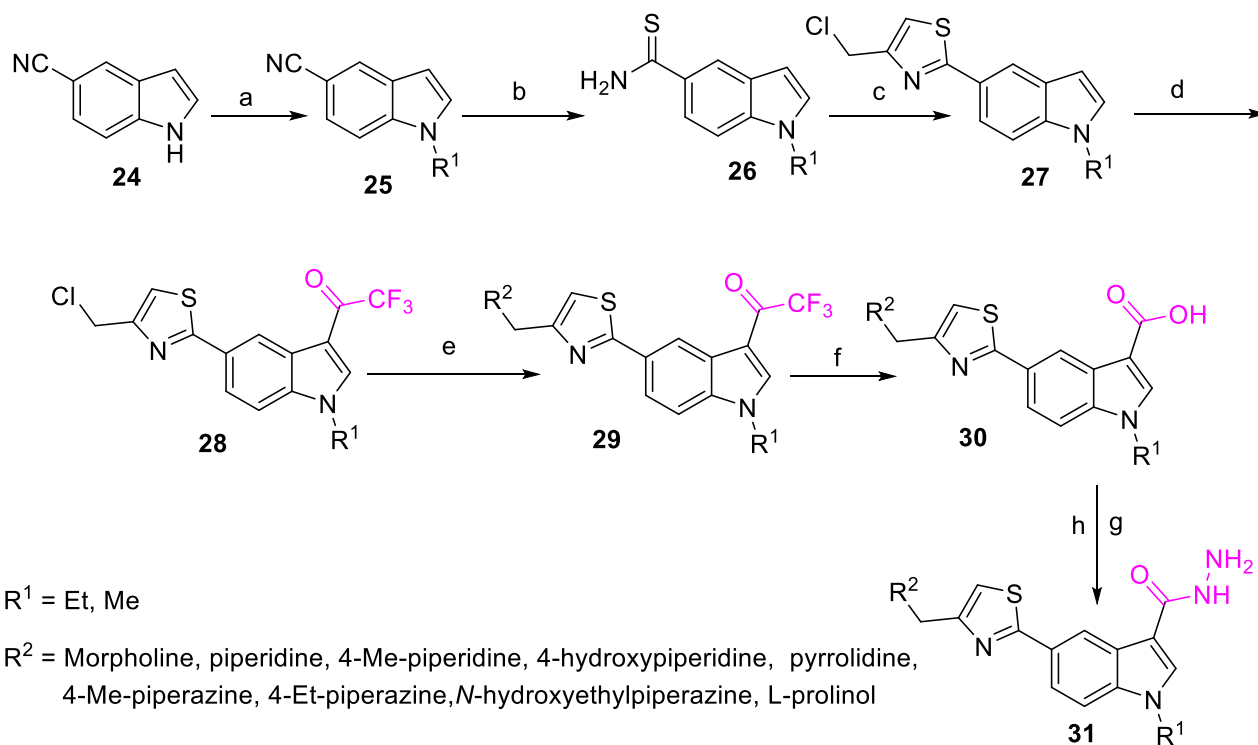
Scheme 4. Synthesis of 1*H*-indole-3-carbohydrazide derivatives **17**.

It was found that⁵⁴ interaction of the ester **18** with tosyl chloride in presence of sodium hydride gave the compound **19**. The latter compound was allowed to palladium-catalyzed borylation to give compound **20** which was reacted with aryl halide via Suzuki coupling reaction giving the corresponding derivatives **21**. Deprotection of tosyl group was performed in the presence of the base to afford compound **22**. Hydrazinolysis of compound **22** with hydrazine hydrate afforded the corresponding hydrazide **23** (Scheme 5).



Scheme 5. Synthesis of 5-substitued-1*H*-indole-3-carbohydrazide derivatives **23**.

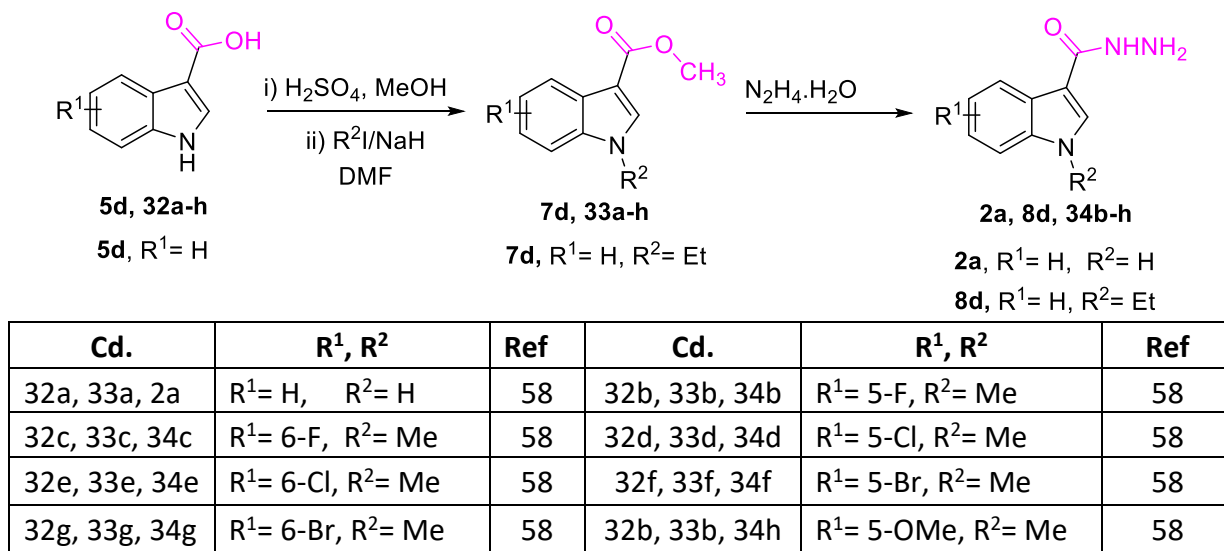
Lei H. *et al* mentioned that⁵⁵ the reaction of indole-5-carbonitrile **24** with alkyl iodide afforded the corresponding **25**. Treatment of **25** with NaHS in the presence of MgCl₂·6H₂O as catalyst gave the thioamide derivative **26**.⁵⁶ Treatment of **26** with 1,3-dichloroacetone furnished the cyclized thiazole product **27**. Reaction of latter compound **27** with trifluoroacetic anhydride in DMF gave compound **28** with the chloromethyl unchanged.⁵⁷ Interaction between **28** and various amines in a mixture of K₂CO₃/MeCN yielded compound **29**. Subsequently, hydrolysis of the latter compound **29** with 6 M NaOH under reflux⁵⁸ led to the formation of the corresponding acid derivatives **30**. Esterification reaction followed by a sequential hydrazinolysis of compounds **30** gave rise to the acyl hydrazine products **31** (Scheme 6).



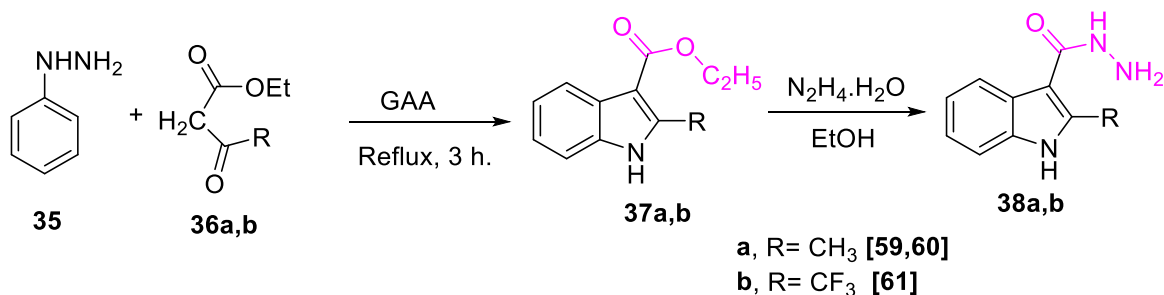
a) MeI or EtI, DMF, 25 °C; b) NaHS, MgCl₂·6H₂O, DMF, 25 °C, 3h; c) 1,3-dichloropropan-2-one, toluene, reflux, 2.5 h.; d) (CF₃CO)₂O, DMF, 55 °C, 1.5h.; e) amine, K₂CO₃, MeCN, 25 °C, 2h.; f) 6 N NaOH (aq), 100 °C, 2h.; g) MeOH, H₂SO₄, 25 °C, reflux, 2h.; h) N₂H₄·H₂O, EtOH, reflux, 2h.

Scheme 6. Synthesis of 5-substituted-1*H*-indole-3-carbohydrazide **31**.

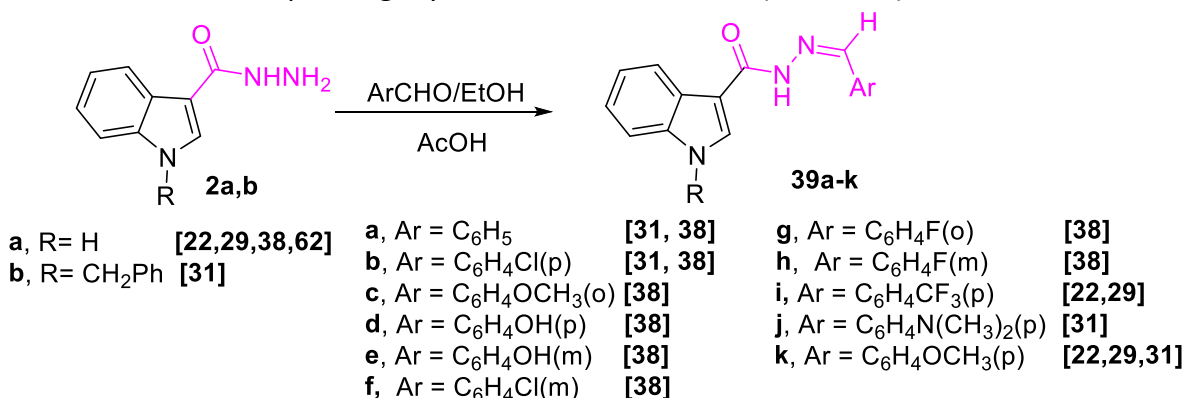
Esterification⁵⁹ of indole-3-carboxylic acid **5a** with methanol in the presence of concentrated sulfuric acid at refluxing temperature produce a compound **7d**. Indole-3-carboxylic acid derivatives **32a-h** were methylated by iodomethane using NaH as a base in dry DMF to obtain intermediates **33a-h**. Reaction of **7d** and **33a-h** with hydrazine hydrate afforded intermediates **2a**, **8d** and **34b-h** (Scheme 7).

**Scheme 7.** Synthesis of the 1*H*-indol-3-carbohydrazides **8d** and **34b-h**.**2.2. Synthesis of 2-methyl (trifluoromethyl)-1*H*-indole-3-carbohydrazide derivatives**

It was reported that⁶⁰⁻⁶² the reaction of phenylhydrazine **35** with ethyl 3-oxobutanoate and/or 4,4,4-trifluoro-3-oxobutanoate **36a,b** in glacial acetic acid (Fischer indole synthesis) under reflux afforded the corresponding ethyl 2-methyl (trifluoromethyl)-1*H*-indole-3-carboxylate (**37a,b**). Treatment of ester **37a,b** with hydrazine hydrate gave the 2-methyl (trifluoromethyl)-1*H*-indole-3-carbohydrazide (**38a,b**) (Scheme 8).

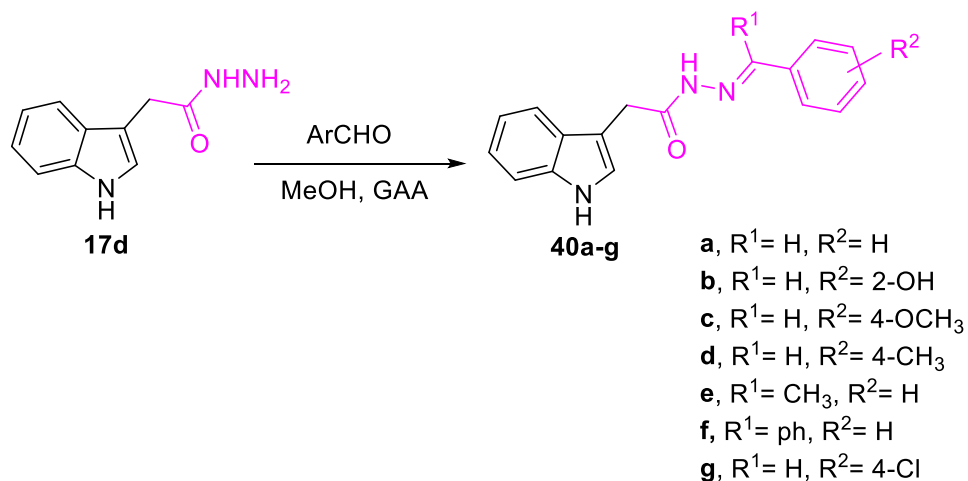
**Scheme 8.** Synthesis of 2-substituted-1*H*-indole-3-carbohydrazide **38a,b**.**3. Reactions of 1*H*-Indole-3-carbohydrazide****3.1. Synthesis of *N'*-arylidene-1*H*-indole-3-carbohydrazide derivatives**

Condensation^{22, 29, 31, 39, 63} of the 3-indolecarbohydrazide **2a,b** with aromatic aldehydes in ethanol and glacial acetic acid afforded the corresponding arylidene derivatives **39a-k** (Scheme 9).



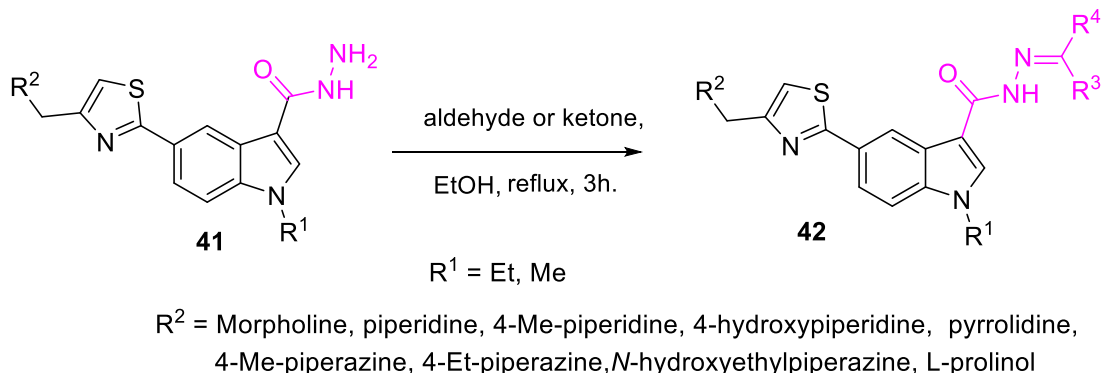
Scheme 9. Synthesis of (Z)-N'-(arylidene)-1H-indole-3-carbohydrazide **39a-k**.

Yar M. *et al* reported that⁴⁸ the treatment of the hydrazide derivative **17d** with selected aldehydes and ketones in methanol in the presence of glacial acetic acid afforded the corresponding Schiff base derivatives **40a-g** (Scheme 10).



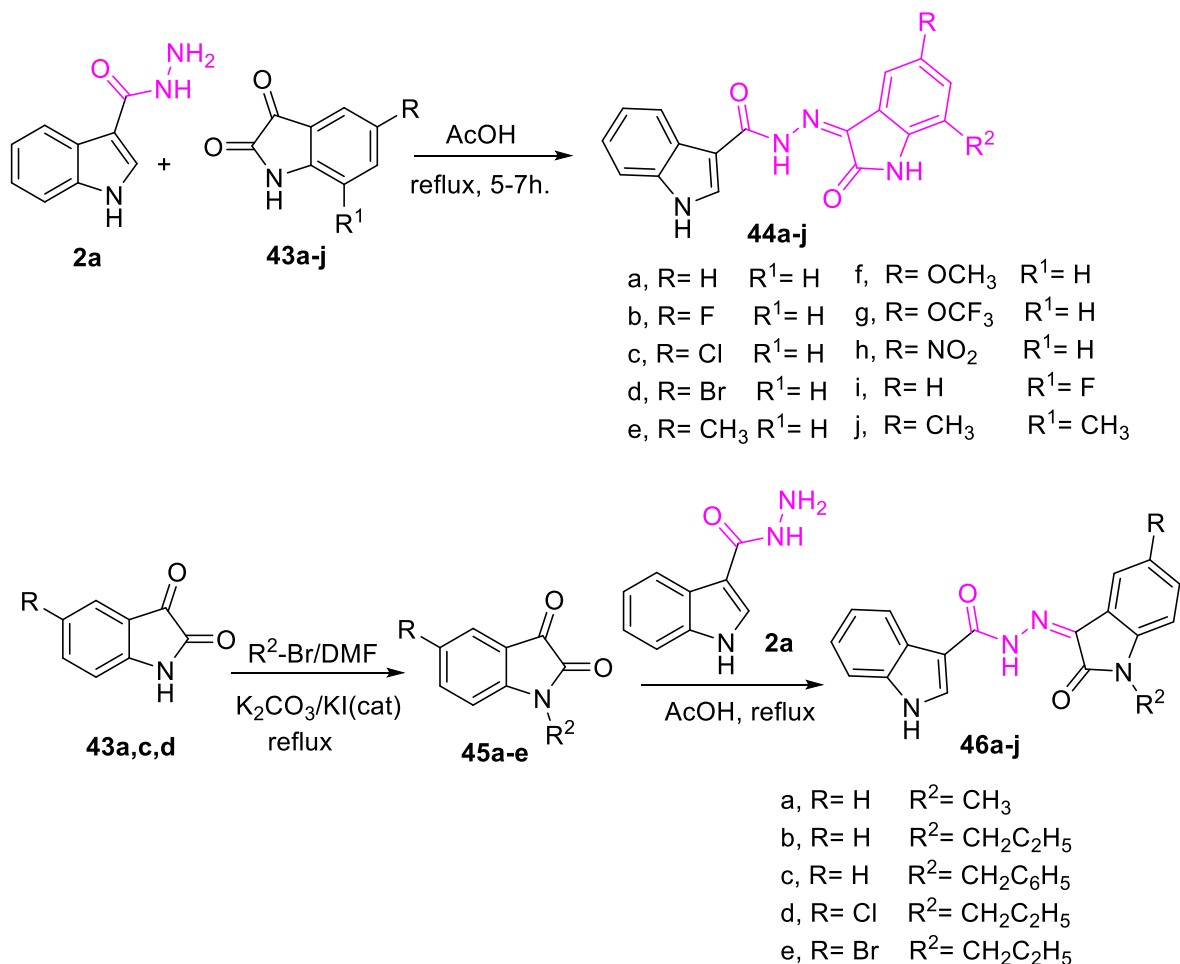
Scheme 10. Synthesis of 3-indolyl-Schiff base derivatives **40a-g**.

In 2020, Lei H. *et al* mentioned that⁵⁵ the interaction of hydrazide derivatives **41** with various aldehydes or ketones in ethanol furnished the compounds **42** (Scheme 11).



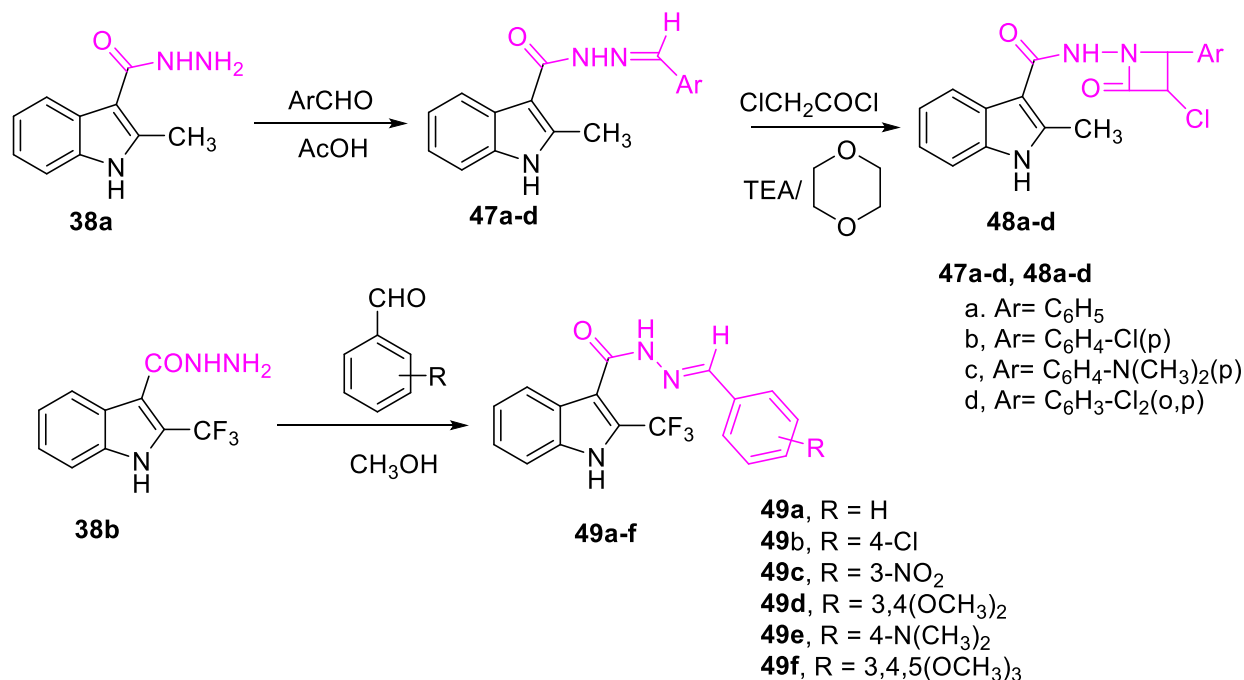
Scheme 11. Synthesis of 3-indolyl-Schiff base derivatives **42**.

Eldehna, W. M. *et al* suggested that⁴⁰ the 1*H*-indole-3-carbohydrazide **2a** was condensed with different isatin derivatives **43a-j** in glacial acetic acid to give the 2-oxindolin-3-ylidene-indole-3-carbohydrazide **44a-j**. On the other hand, three isatins **43a**, **43c** and **43d** were alkylated with methyl iodide, propyl bromide and benzyl bromide in DMF with the presence of K₂CO₃ and catalytic amount of KI to give the *N*-substituted isatin derivatives **45a-e**, which heated under reflux with the carbohydrazide **2a** in acetic acid to furnish the corresponding **46a-e** (Scheme 12).



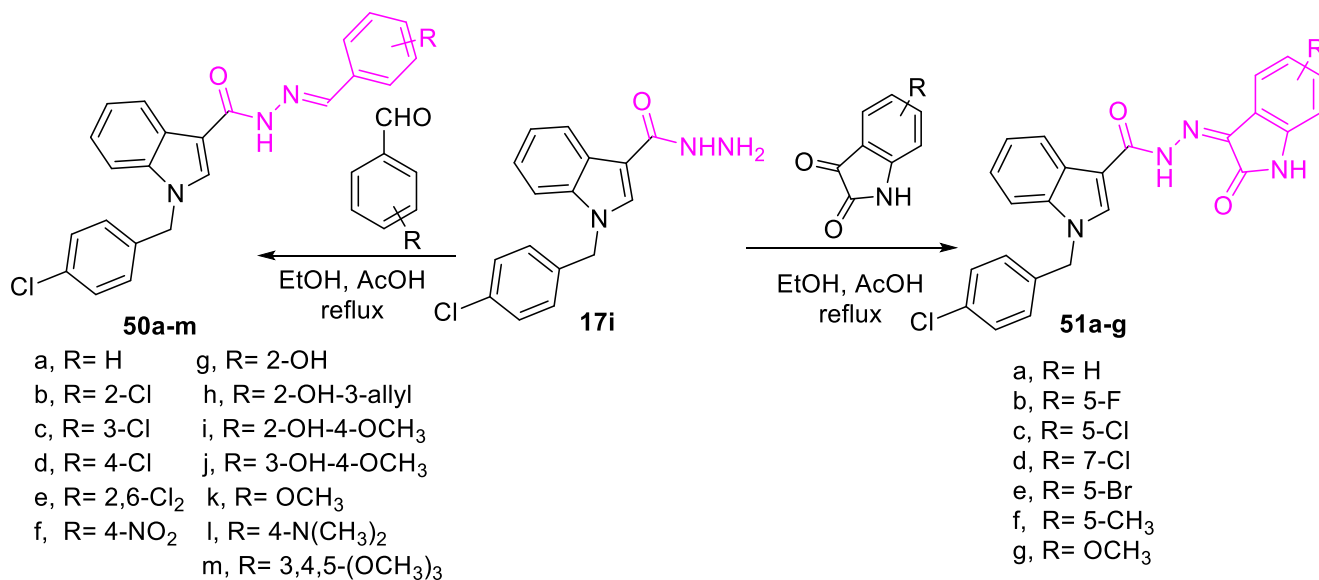
Scheme 12. Synthesis of *N*-substituted 2-oxindolin-3-ylidene-indole-3-carbohydrazide **46a-e**.

It was reported that⁶⁰ the condensation of 2-methyl-1*H*-indole-3-carbohydrazide **38a** and substituted benzaldehyde gave (*Z*)-*N'*-benzylidene-2-methyl-1*H*-indole-3-carbohydrazide derivatives **47a-d**. The addition of triethylamine in dry 1,4-dioxane and chloroacetyl chloride gave *N*-(3-chloro-2-oxo-4-substituted-azetidine-1-yl)-2-methyl-1*H*-indole-3-carboxamide derivatives **48a-d**. Similarly, condensation of indole-3-carbohydrazide **38b** with aromatic aldehydes in methanol led to the formation of Schiff's bases **59a-f**⁶² (Scheme 13).



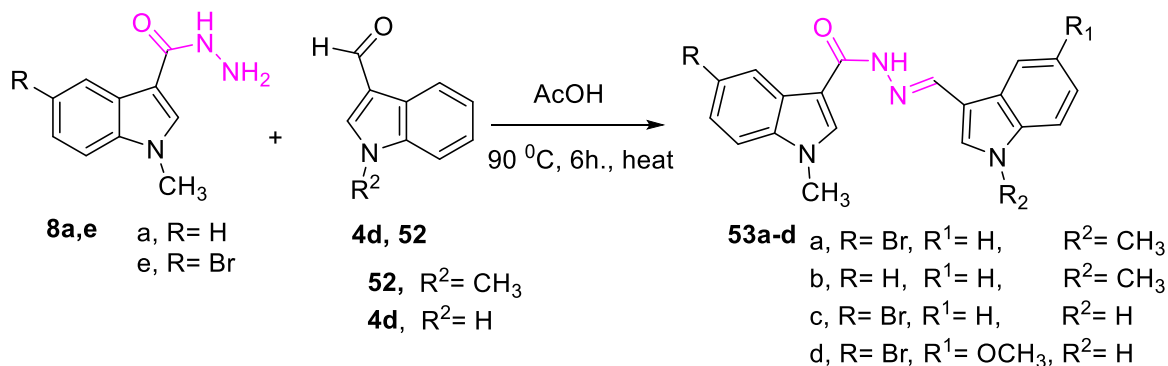
Scheme 13. Synthesis of *N*-substituted -3-ylidene-indole-3-carbohydrazide **47a-d** and (**49a-f**).

It was reported that⁵¹ the condensation of the hydrazide **17i** with respective benzaldehydes or isatins afforded the series **50a-m** and **51a-g** (Scheme 14).



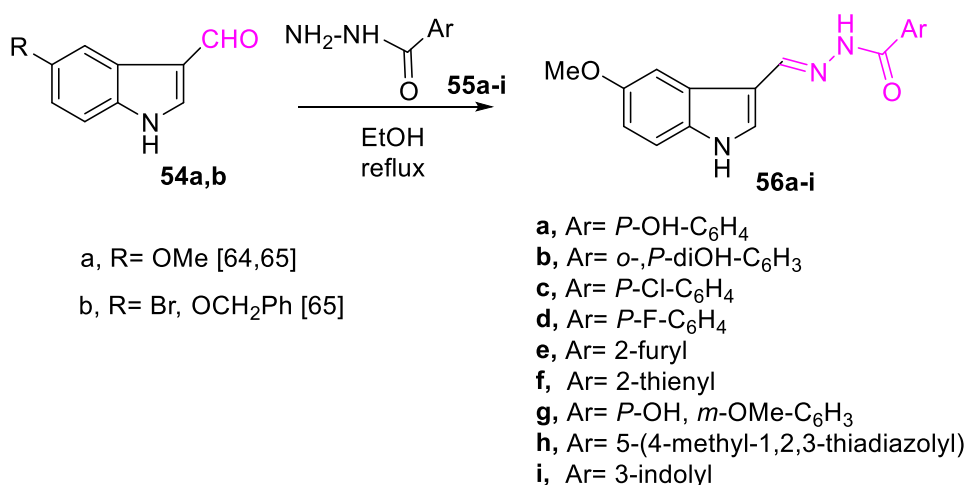
Scheme 14. Synthesis of *N'*-substituted-1-(4-chlorobenzyl)-1*H*-indol-3-carbohydrazides **50a-m** and **51a-g**.

In 2019, it was mentioned that⁶⁴ the reaction of *N*-methyl indolyl-3-carbohydrazides **8a,e** with different indole-3-carboxaldehydes **4d** and **52** in the presence of glac. CH₃COOH at 90 °C for 6h afforded *N*-methyl- and *N,N*-dimethyl bis(indolyl) hydrazide-hydrazones **53a-d** in good yields (Scheme 15).



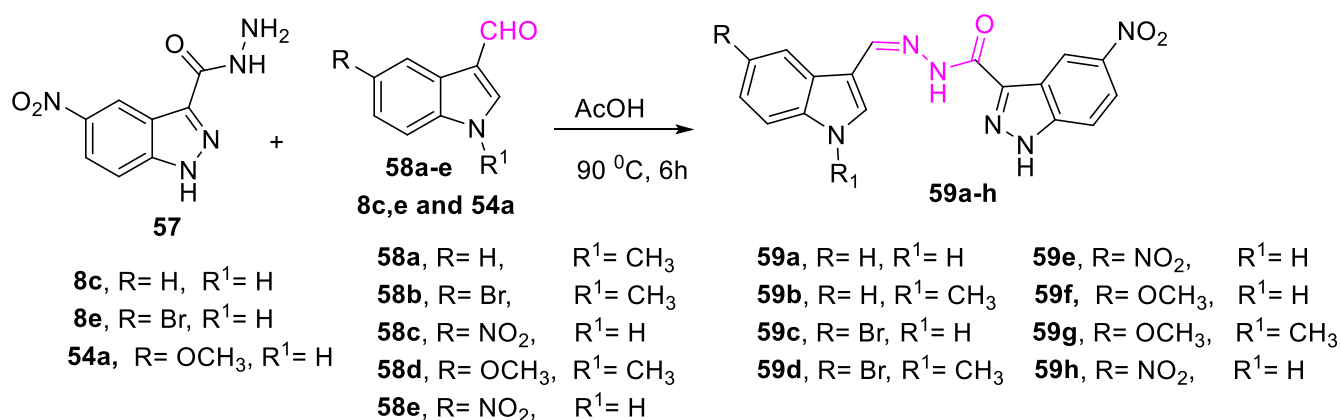
Scheme 15. Synthesis of bis (indolyl)hydrazide-hydrazone derivatives **53a-d**.

Synthesis^{65, 66} of a series of indole 3-substituted aroyl hydrazones **56a-i** were achieved by condensation of the hydrazides **55a-i** with corresponding 5-substituted indole-3-carbaldehydes **54a,b** as outlined in (Scheme 16).



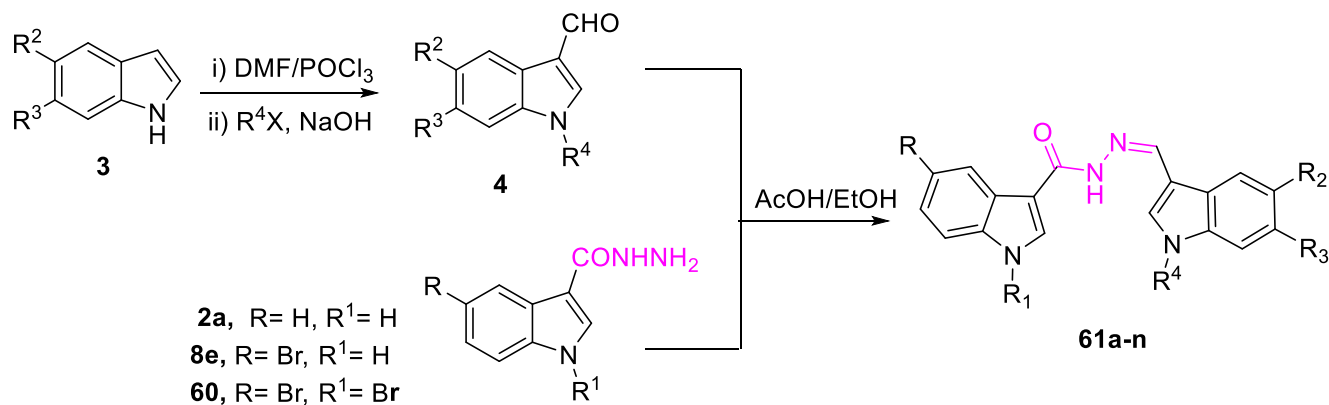
Scheme 16. Synthesis of indole C-3 substituted aroyl hydrazones **56a-i**.

Condensation⁶⁷ the acid hydrazides **57** was condensed with different indole aldehydes **8c, e, 54a** and **58a-e** in glacial acetic acid at 90 °C for 6 h. afforded hydrazide-hydrazone derivatives linked between indole and indazole moieties **59a-h** (Scheme 17).



Scheme 17. Synthesis of the indole hydrazide-hydrazone derivatives **59a-h**.

In 2012, it was suggested that⁴⁶ the reaction of indole **3** with phosphoryl chloride in presence of dimethylformamide followed by alkylation resulted in the formation of indole-3-carboxaldehydes **4**. The reaction of indole-3-carbohydrazides **2**, **8e** and **60** with indole-3-carboxaldehydes **4** in presence of a catalytic amount of acetic acid in ethanol led to formation of bis(indolyl) hydrazide–hydrazones **61a–n** (Scheme 18).

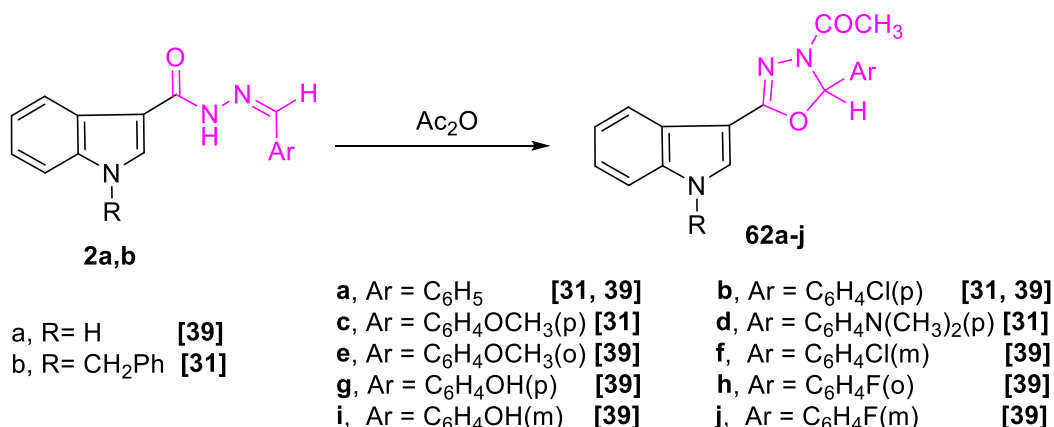


61a-n	R	R ¹	R ²	R ³	R ⁴	61a-n	R	R ¹	R ²	R ³	R ⁴
a	H	H	H	H	4-ClC ₆ H ₄ CH ₂	i	H	H	H	F	4-OCH ₃ C ₆ H ₄ CH ₂
b	H	H	Br	H	4-ClC ₆ H ₄ CH ₂	j	Br	Br	H	F	4-OCH ₃ C ₆ H ₄ CH ₂
c	H	H	OMe	H	4-ClC ₆ H ₄ CH ₂	k	Br	Br	OMe	H	4-OCH ₃ C ₆ H ₄ CH ₂
d	H	H	H	F	4-ClC ₆ H ₄ CH ₂	l	H	H	H	H	4-OCH ₃ C ₆ H ₄ CH ₂
e	Br	H	OMe	H	4-ClC ₆ H ₄ CH ₂	m	H	Me	H	F	4-OCH ₃ C ₆ H ₄ CH ₂
f	Br	H	H	F	4-ClC ₆ H ₄ CH ₂	n	H	Me	OMe	F	4-ClC ₆ H ₄ CH ₂
g	H	H	H	H	4-OCH ₃ C ₆ H ₄ CH ₂	o	H	Me	H	H	4-ClC ₆ H ₄ CH ₂
h	H	H	OMe	H	4-OCH ₃ C ₆ H ₄ CH ₂						

Scheme 18. Synthesis of bis(indolyl)hydrazide–hydrazones **61a–n**.

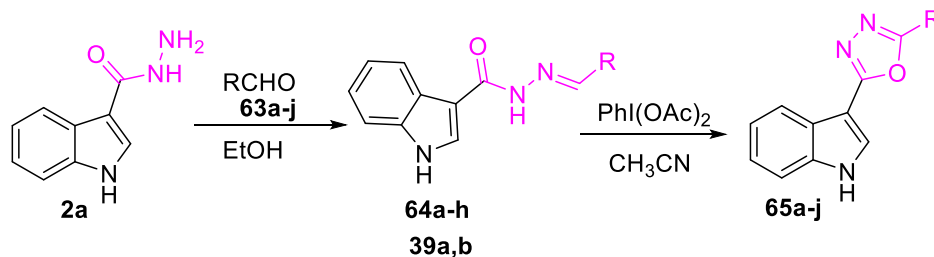
3.2. Synthesis of 3-indolyl-1,3,4-oxadiazole derivatives

It was found that the cyclization^{31, 39} of the arylidene compounds **2a,b** by its boiling with acetic anhydride afforded the 1,3,4-oxadiazole derivatives **62a–j** (Scheme 19).



Scheme 19. Synthesis of 1,3,4-oxadiazole derivatives **62a–j**.

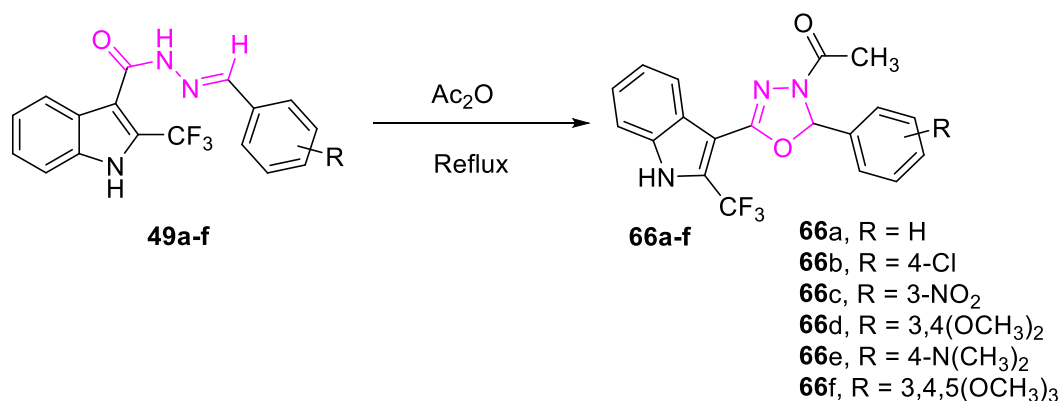
Liu, B. *et al*⁶⁸ treatment of hydrazide **2a** with a number of aldehydes **63a–j** gave acylhydrazones **39a,b** and **64a–h**. Treatment of the latter compounds with iodobenzene diacetate afforded the oxadiazoles **65a–j** (Scheme 20).



Cd.	R	Cd.	R	Cd.	R
39a, 65a		64c 65e		64g 65i	
39b 65b		64d 65f		64h 65j	
64a 65c		64e 65g			
64b 65d		64f 65h			

Scheme 20. Synthesis of the 1,3,4-oxadiazole derivatives **65a–j**.

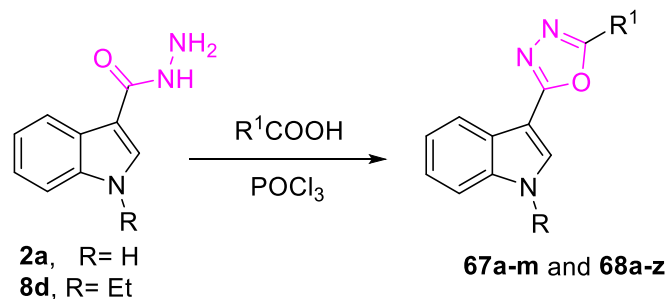
Cyclization of compounds **49a–f** was performed by reaction of **6a** with acetic anhydride under reflux gave the corresponding 1,3,4-oxadiazole derivative **66a–f**⁶² (Scheme 21).



Scheme 21. Synthesis of 3-indolyl-1,3,4-oxadiazole derivatives **66a–f**.

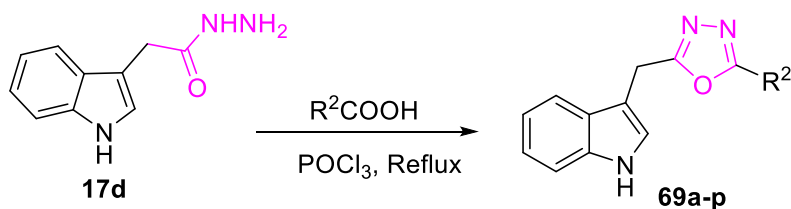
It was reported that⁴⁵ treatment of hydrazide **2a**, **8d** and **17d** with a variety of substituted benzoic or aliphatic carboxylic acids followed by dehydrative ring closure in the same pot was achieved by treatment with

phosphoryl chloride at 80 °C under reflux and led to the formation of the corresponding 1,3,4-oxadiazoles **67-69** (Scheme 22).



67a-m	R¹	R	67-a-m	R¹	R
a	CH ₃	H	h	CH ₂ Cl	H
b	CH ₃ CH ₂	H	i	2-F-C ₆ H ₄	H
c	CH ₃ CH ₂ CH ₂	H	j	2-I-C ₆ H ₄	H
d	(CH ₃) ₃ CCH ₂	H	k	2-Cl-C ₆ H ₄	H
e	CH ₃ CH ₂ (CH ₃) ₂ C	H	l	3-Cl-C ₆ H ₄	H
f	(CH ₃) ₃ CCH ₂ (CH ₃)CHCH ₂	H	m	4-Me-C ₆ H ₄	H
g	CF ₃	H			H

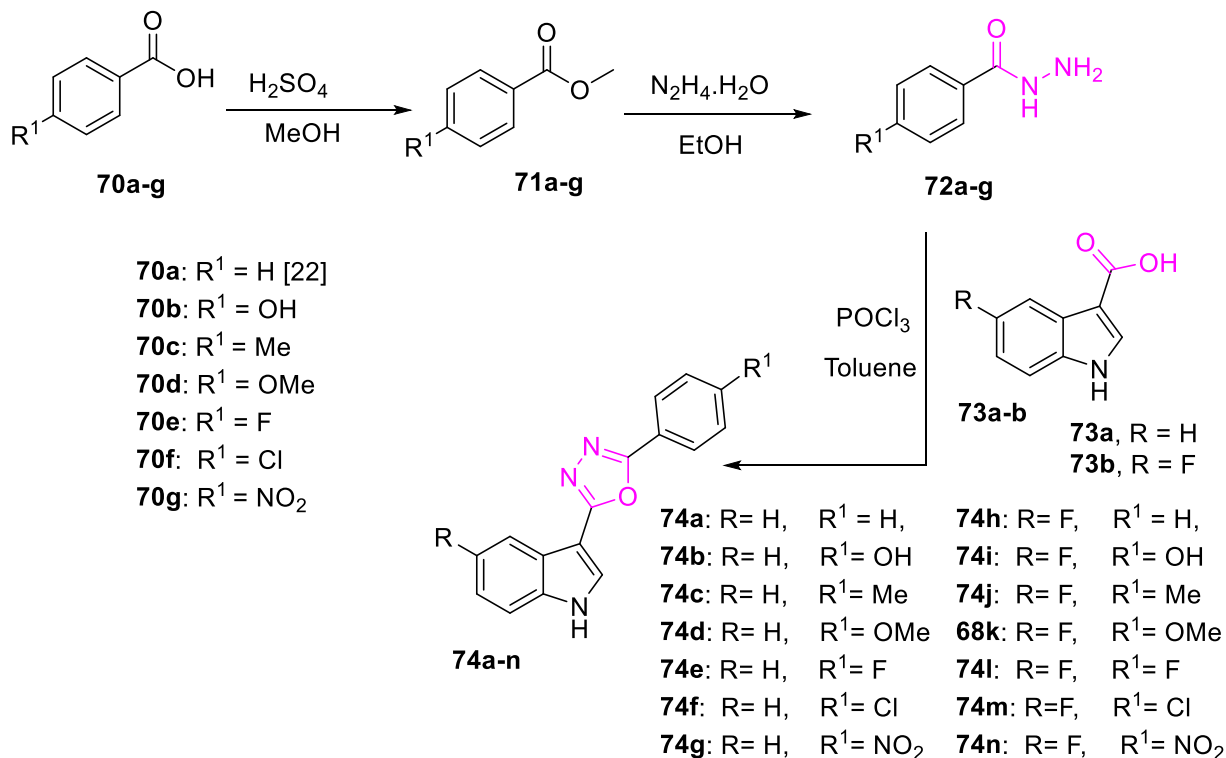
68a-m	R¹	R	68n-z	R¹	R
a	CH ₃	Et	n	3-Cl-C ₆ H ₄	Et
b	CH ₃ CH ₂	Et	o	3-NO ₂ -C ₆ H ₄	Et
c	CH ₃ CH ₂ CH ₂	Et	p	3-Pyridyl	Et
d	(CH ₃) ₃ CCH ₂	Et	q	4-Cl-C ₆ H ₄	Et
e	CH ₃ CH ₂ (CH ₃) ₂ C	Et	r	4-Br-C ₆ H ₄	Et
f	(CH ₃) ₃ CCH ₂ (CH ₃)CHCH ₂	Et	s	4-NO ₂ -C ₆ H ₄	Et
g	CF ₃	Et	t	4-Me-C ₆ H ₄	Et
h	CH ₂ Cl	Et	u	4-MeO-C ₆ H ₄	Et
i	CCl ₃	Et	v	3,5-Di-Me-C ₆ H ₃	Et
j	C ₆ H ₅	Et	w	3,4,5-Tri-MeO-C ₆ H ₂	Et
k	2-F-C ₆ H ₄	Et	x	C ₆ H ₅ CH ₂	Et
l	3-Cl-C ₆ H ₄	Et	y	2-Me-C ₆ H ₅ CH ₂	Et
m	4-I-C ₆ H ₄	Et	z	(E)-C ₆ H ₅ CH:CH	Et



69a-p	R ¹	R	69a-p	R ¹	R
a	CH ₃	H	i	CCl ₃	H
b	CH ₃ CH ₂	H	j	2-F-C ₆ H ₄	H
c	CH ₃ CH ₂ CH ₂	H	k	3-Cl-C ₆ H ₄	H
d	(CH ₃) ₃ CCH ₂	H	l	4-Br-C ₆ H ₄	H
e	CH ₃ CH ₂ (CH ₃) ₂ C	H	m	4-MeO-C ₆ H ₄	H
f	(CH ₃) ₃ CCH ₂ (CH ₃)CHCH ₂	H	n	4-Me-C ₆ H ₄	H
g	CF ₃	H	o	3,5-Di-MeO-C ₆ H ₃	H
h	CH ₂ Cl	H	p	3,4,5-Tri-MeO-C ₆ H ₂	H

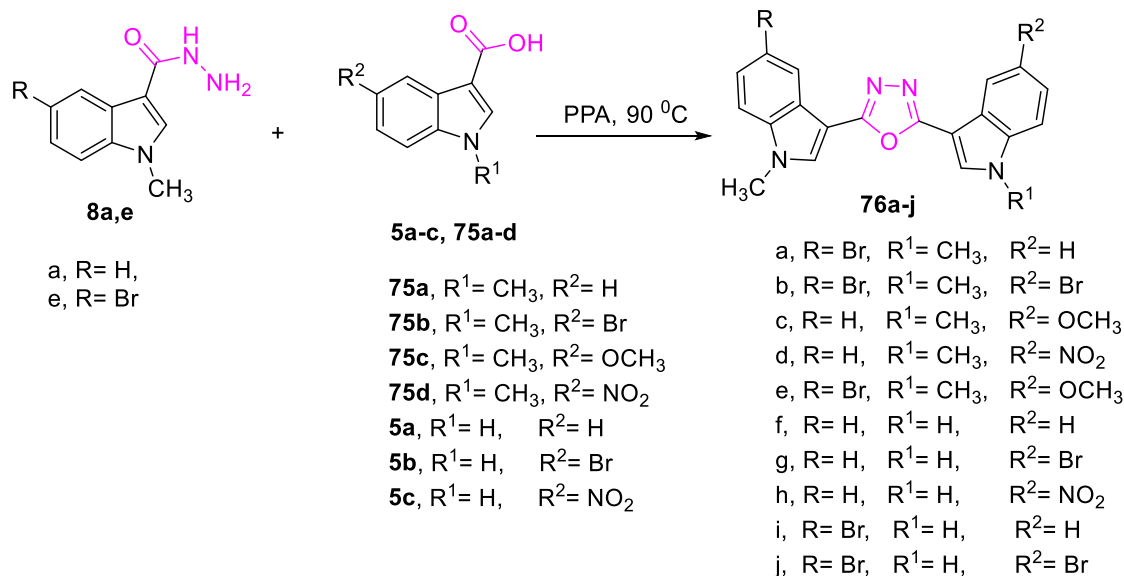
Scheme 22. Synthesis of 3-indolyl-1,3,4-oxadiazoles **67-69**.

Recently, it was found that⁸⁸ the reaction of *p*-substituted aromatic carboxylic acids **70a-g** with methanol and concentrated H₂SO₄ produced the corresponding esters **71a-g**. Treatment of the latter esters with hydrazine hydrate in ethanol under reflux yielded the corresponding *p*-substituted benzoic acid hydrazides **72a-g**.²² Further, reaction of latter hydrazides with substituted indole carboxylic acids **73a-b** in the presence of POCl₃ and toluene afforded the indolo-1,3,4-oxadiazoles derivatives (**74a-n**)⁸ (Scheme 23).



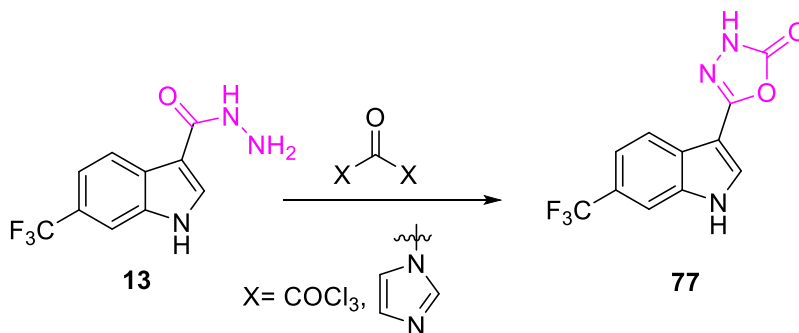
Scheme 23. Synthesis of 3-indolyl-1,3,4-oxadiazole derivatives **74a-n**.

It was mentioned that⁴¹ the interaction of carbohydrazide derivatives **8a,e** with different indole-3-carboxylic acids **5a-c** and **75a-g** in the presence of solid phase catalyst polyphosphoric acid yielded bis(indolyl)oxadiazole derivatives **76a-j** (Scheme 24).



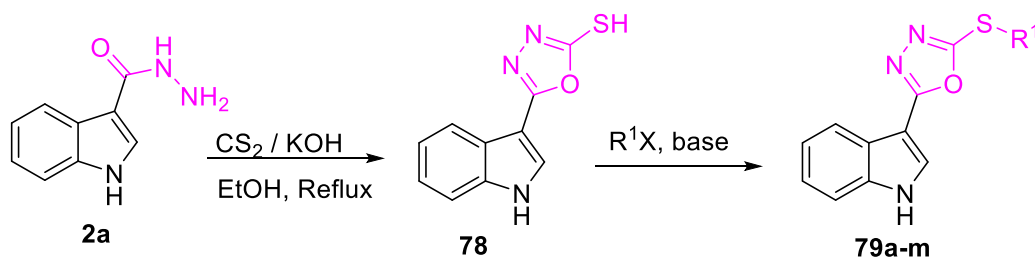
Scheme 24. Synthesis of bis(indolyl)oxadiazole derivatives **76a-j**.

Reaction^{45,47} of hydrazide compound **13** with CDI (1,1'-carbonyldiimidazole) or triphosgene (bis(trichloromethyl) carbonate) gave the corresponding 5-(6-(trifluoromethyl)-1*H*-indol-3-yl)-1,3,4-oxadiazol-2(3*H*)-one **77** (Scheme 25).



Scheme 25. Synthesis of the 5-(6-(trifluoromethyl)-1*H*-indol-3-yl)-1,3,4-oxadiazol-2(3*H*)-one **77**.

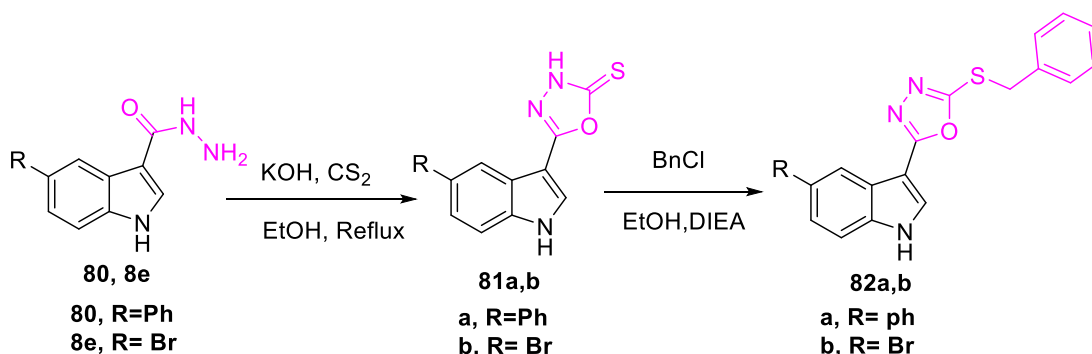
It was found that³⁵ the treatment of the latter compound **2a** CS₂ in ethanol and KOH gave the 5-(3'-indolyl)-1,3,4-oxadiazole-2-thiol **78**. Alkylation of the thiol **78** with some alkylating agents led to the formation of the corresponding *s*-alkylated products **79a-j** (Scheme 26).



79a-g	R ¹	79h-m	R ¹
a		h	
b		i	
c		j	
d		k	
e		l	
f		m	CH ₂ Ph
g			

Scheme 26. Synthesis of 5-(3-indolyl)-1,3,4-oxadiazole-2-thiol derivatives **79a-m**.

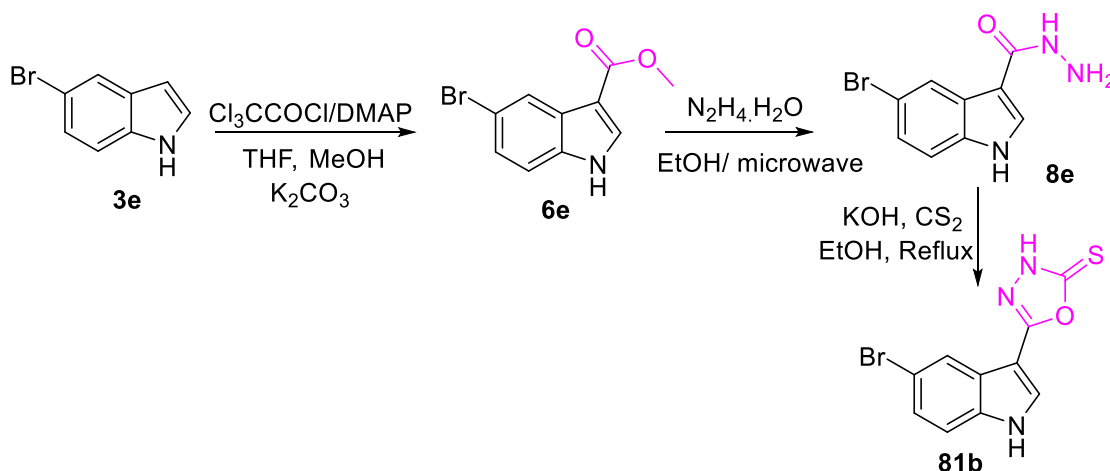
Reaction⁵⁴ of hydrazide compound **8e** and **80** with CS₂ afforded the corresponding 1,3,4-oxadiazole-2-thione **81a,b**. Reaction of the thione **81a,b** with benzyl chloride in basic medium led to the formation of s-benzylated products **82a,b** (Scheme 27).



Scheme 27. Synthesis of s-benzylated products **82a,b**.

Acylation⁵⁴ of 5-bromo-1*H*-indole **3e** with 2,2,2-trichloroacetyl chloride in MeOH afforded the corresponding ester **6e** which was reacted with hydrazine hydrate to give the hydrazide derivative **8e**.

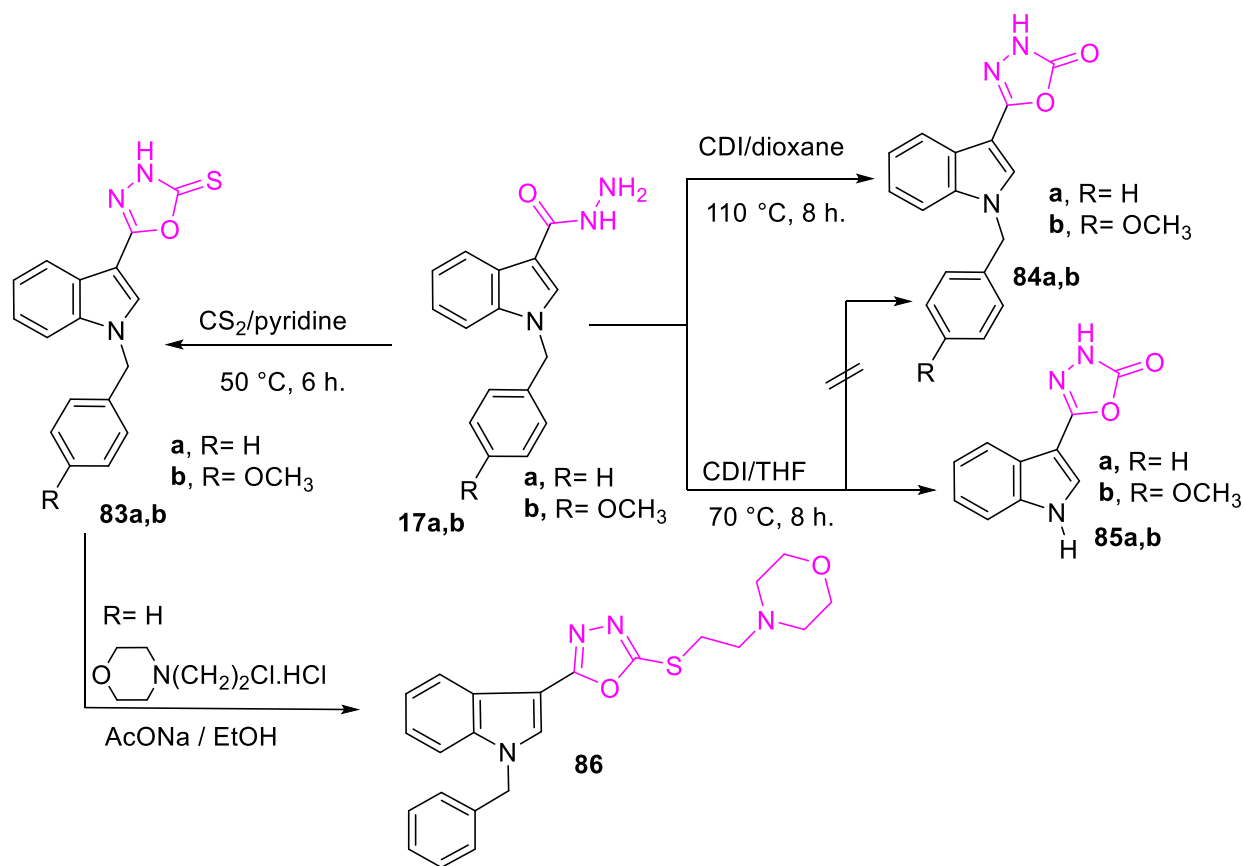
Treatment of latter compound **8e** with CS₂ in ethanol and KOH yielded the corresponding cyclized 1,3,4-oxadiazole thione product **81b** (Scheme 28).



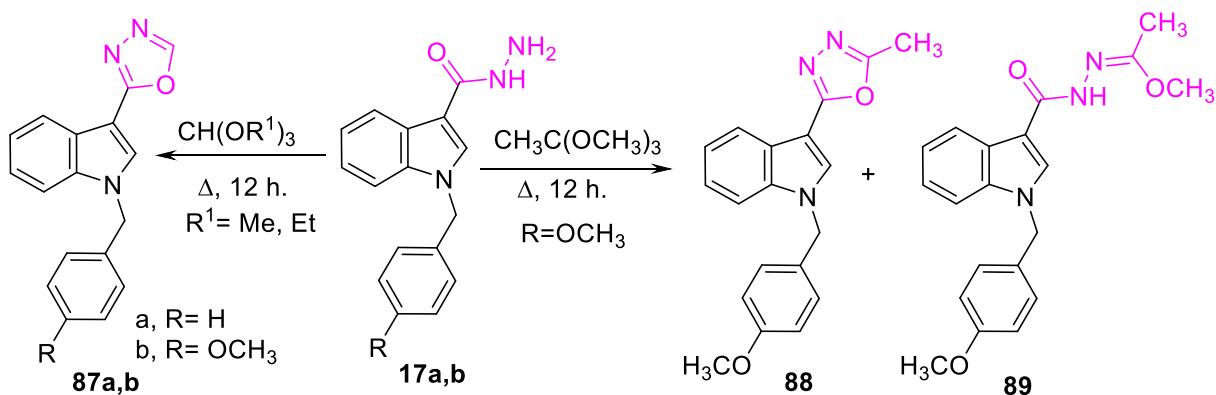
Scheme 28. Synthesis of indolyl-1,3,4-oxadiazole derivatives **81b**.

It was reported that^{31, 34} treatment of the acid hydrazide **17a,b** with carbon disulfide in boiling pyridine led to the formation of the corresponding oxadiazole thione **83a,b**. Whereas reaction of **17a,b** with 1,1'-carbonyldiimidazole (CDI) in tetrahydrofuran (THF) at 70°C did not afford the expected 5-[1-(4-methoxybenzyl)-1H-indol-3-yl]-1,3,4-oxadiazol-2(3H)-one (**84a,b**), an unexpected debenzylation occurred and the oxadiazolone **85a,b**³⁴ was obtained. However, when the reaction was carried out in boiling dioxane, the *N*-substituted analogue **85a,b** was obtained. Interaction³¹ of **83a** with 4-(2-chloroethyl) morpholine hydrochloride in refluxing ethanol in the presence of anhydrous sodium acetate gave the *S*-alkylated product **86** in good yield (Scheme 29).

In continuation to above work,^{31, 34} condensation of carbohydrazide **17a,b** with tri(ethyl)methyl orthoformate gave the corresponding 1,3,4-oxadiazole derivative **87a,b** whereas, the reaction of **17b** with trimethyl orthoacetate afforded a mixture of 2-[1-(4-methoxybenzyl)-1H-indol-3-yl]-5-methyl-1,3,4-oxadiazole (**88**) and methyl methyl (*Z*)-*N*-(1-(4-methoxybenzyl)-1H-indole-3-carbonyl) acetohydrazone (**89**) respectively (Scheme 30).

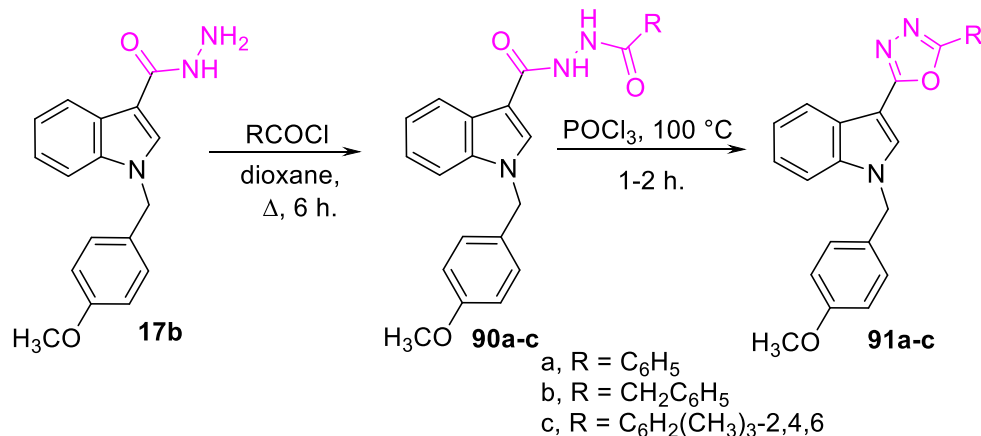


Scheme 29. Synthesis of new PMB-substituted indoles containing 1,3,4-oxadiazole units **83-86**.



Scheme 30. Reaction of hydrazide **17a,b** with tri(ethyl)methyl orthoformate.

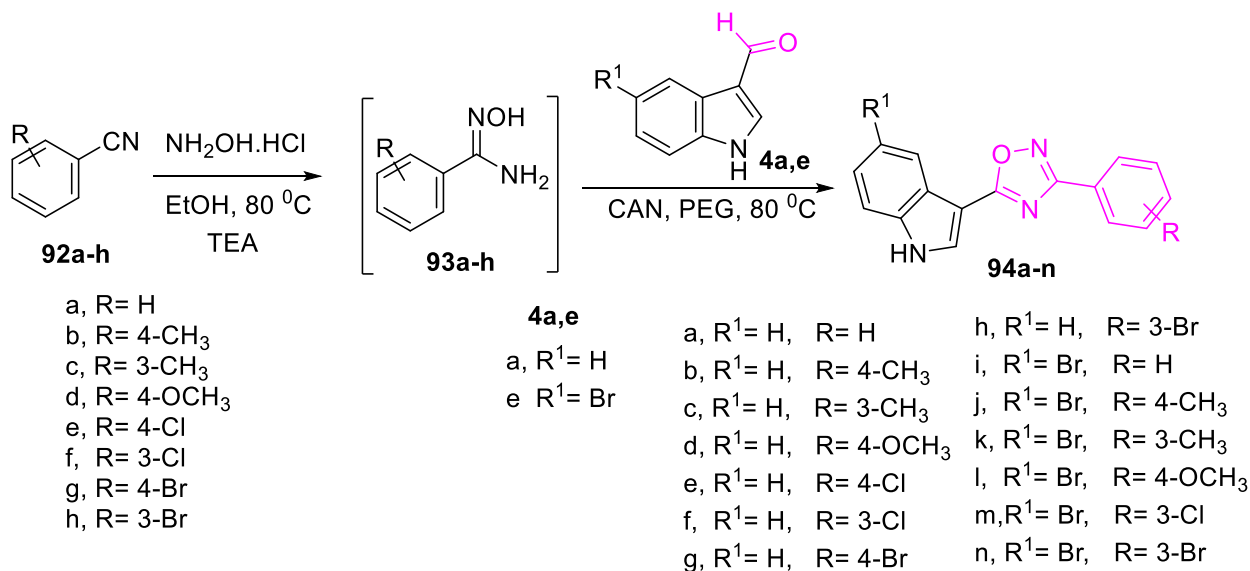
However,³⁴ the reaction of carbohydrazide **17b** with acid chlorides such as benzoyl chloride, phenylacetyl chloride and 2,4,6-trimethylbenzoyl chloride in refluxing dry dioxane did not lead to cyclized products, but afforded the corresponding substituted carbohydrazide derivatives **90a-c**. The latter compounds then could be cyclized into the oxadiazole derivatives **91a-c** by heating with phosphoryl chloride at 100 °C for 1–2 h. (Scheme 31)



Scheme 31. Synthesis of 3-indolyl-5-substituted-1,3,4-oxadiazole **91a-c**.

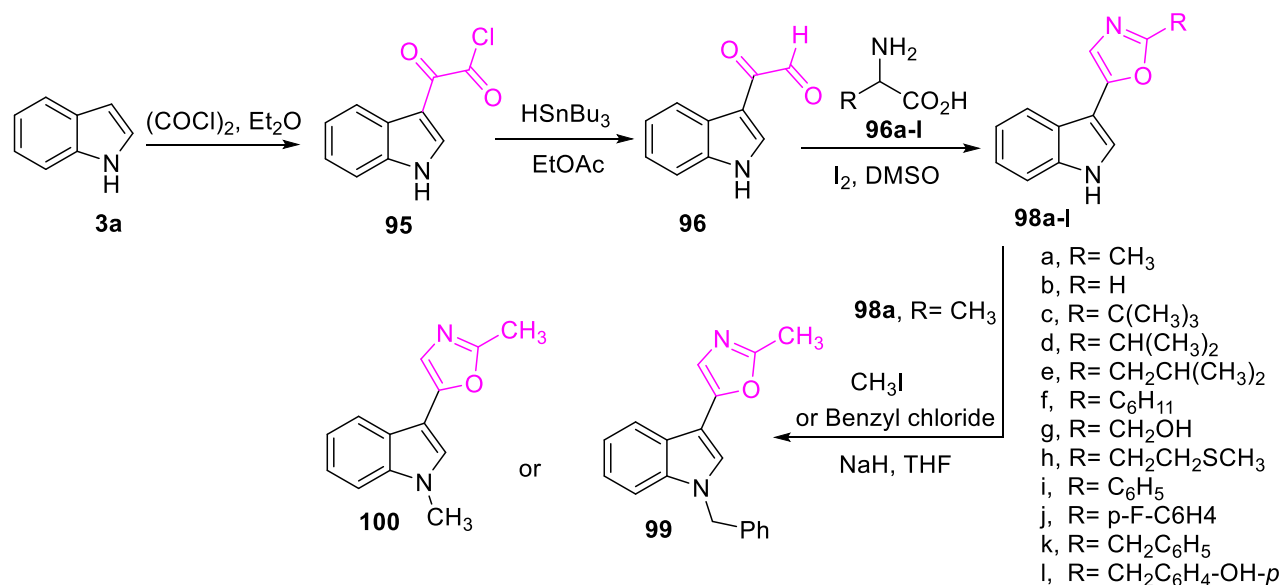
3.3. Synthesis of 3-indolyl-1,2,4-oxadiazole derivatives

In 2024, it was found that the treatment of a series of benzo nitriles **92a-h** with hydroxylamine hydrochloride, TEA, in ethanol under refluxing afforded the corresponding benzamidoxime **93a-h**. Reaction of latter compound with 1*H*-indole-3-carboxaldehyde **4a,e** in the presence of cerium ammonium nitrate (CAN) and polyethylene glycol (PEG) as a solvent provided the 1*H*-(indole-5-yl)-3-substituted-1,2,4-oxadiazoles **94a-n** (Scheme 32).¹⁰



Scheme 32. Synthesis of 3-indolyl-1,2,4-oxadiazole derivatives **94a-n**.

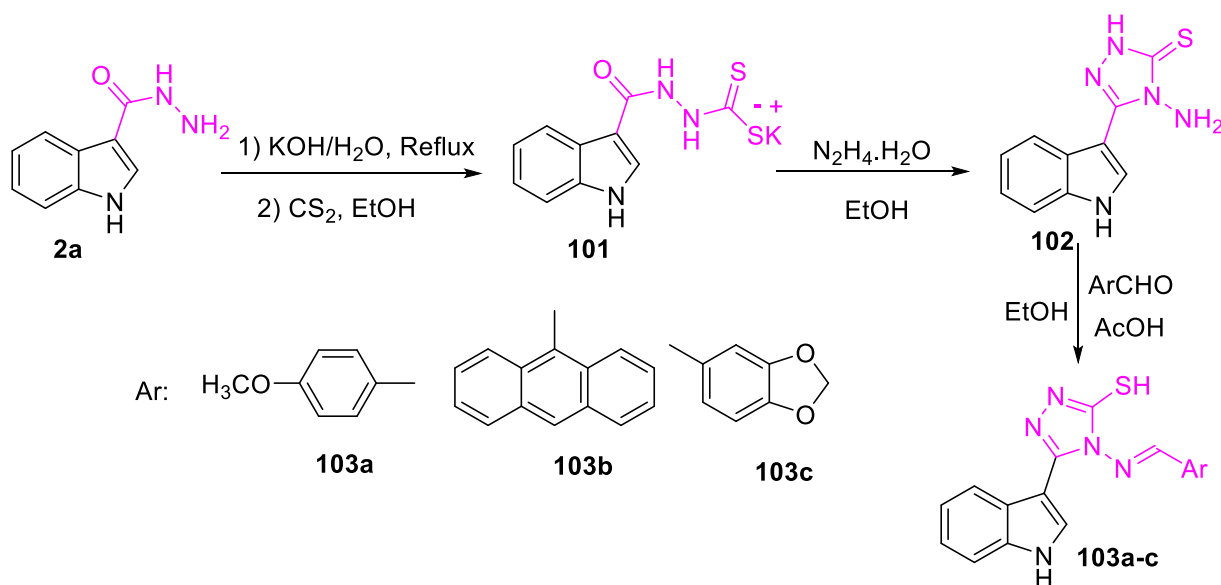
In 2019, Liu, B. *et al*⁶⁸ found that the treatment of indole **3a** with oxalyl chloride in ether afforded the 2-(1*H*-indol-3-yl)-2-oxoacetyl chloride **95**. Reaction of compound **95** with ethyl acetate in presence of HSnBu₃ yielded the corresponding 2-oxoacetaldehyde **96**. Decarboxylation coupling reaction of latter compound with the amino acids **97a-l** led to the formation of 5-(1*H*-indol-3-yl)-2-substituted oxazole **98a-l**. Reaction of the 2-methyl oxazole **98a** with methyl iodide or benzyl bromide in the presence of NaH gave the indole nitrogen substituted products **99** and **100** (Scheme 33).



Scheme 33. Synthesis of 5-(1-benzyl(methyl)-1*H*-indol-3-yl)-2-methyloxazole **99** and **100**.

3.4. Synthesis of 3-indolyl-1,2,4-triazole derivatives

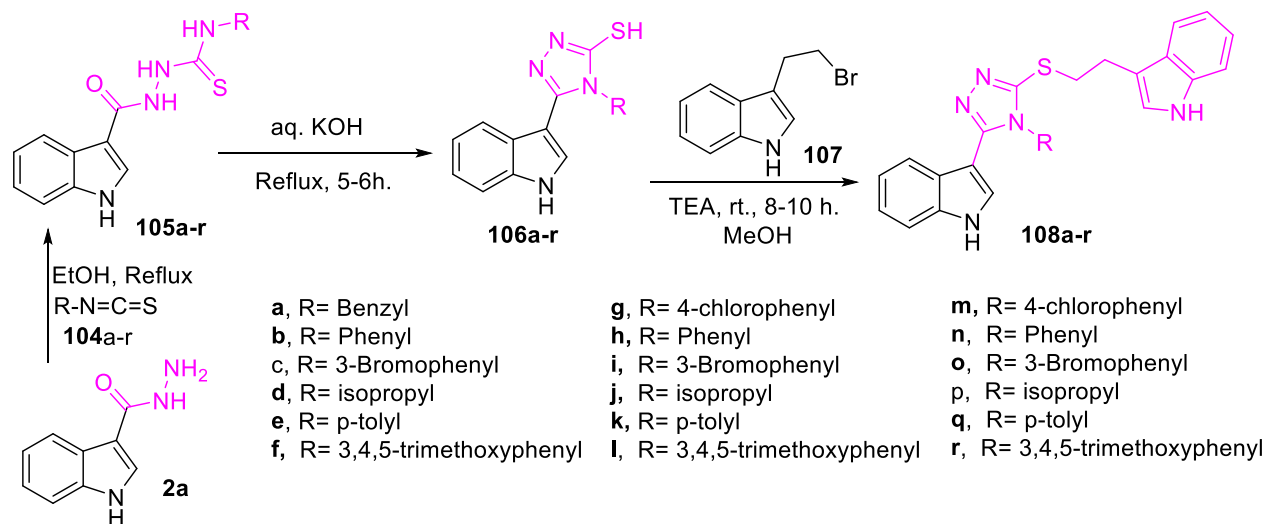
Mahdi et al reported that^{24, 29} the interaction of 3-indolecarbohydrazide **2a** with carbon disulfide in KOH afforded the 2-(1*H*-indole-3-carbonyl)hydrazine-1-carbodithioate (**101**). Treatment of compound **2a** with hydrazine hydrate and potassium hydroxide gave the corresponding indole-3-triazole **102**. Condensation of indole-3-triazole **102** with aromatic aldehydes in presence of few drops of acetic acid as a catalyst under reflux yielded the Schiff bases of indole triazole derivatives **103a-c** (Scheme 34).



Scheme 34. Synthesis of (E)-4-(arylideneamino)-5-(1*H*-indol-3-yl)-4*H*-1,2,4-triazole-3-thiol derivatives **103a-c**.

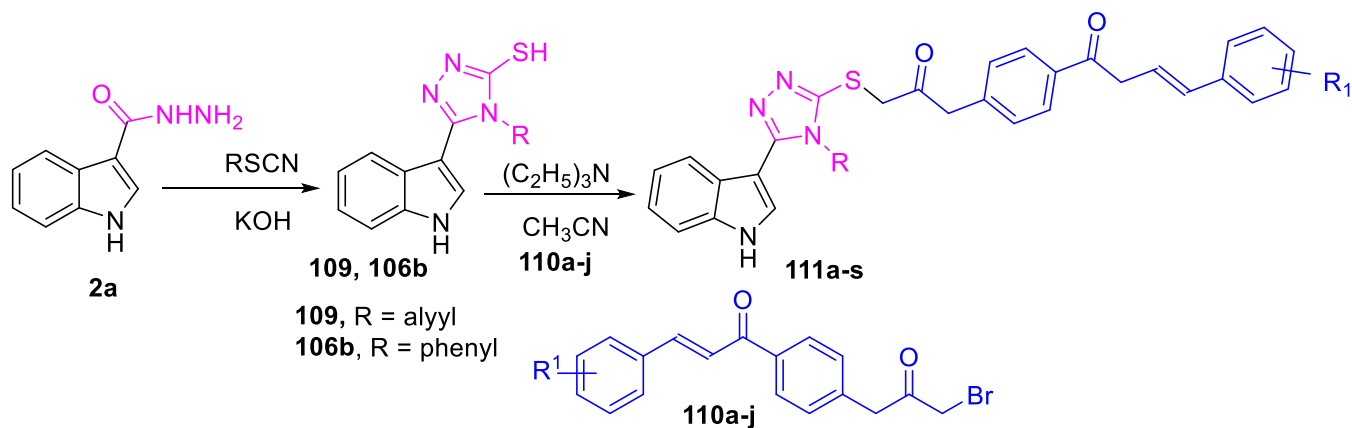
Yakkala *et al* mentioned that⁶⁹ treatment of 1*H*-indole-3-carbohydrazide **2a**⁷⁰ with different aliphatic and aromatic isothiocyanates⁷¹ (**104a-r**) obtained the corresponding substituted thiosemi-carbazides⁷² (**105a-r**). These latter compounds were cyclized by using an excess of aqueous KOH to afford 5-mercapto-1,2,4-

triazoles (**106a-r**). The 1,2,4-triazoles were reacted with 3-(2-bromoethyl)-1*H*-indole (**107**) in the presence of trimethylamine (TEA) to form the corresponding 1,2,4-triazolo-linked bis-indolyl conjugates **108a-r**, as shown in scheme 35.



Scheme 35. Synthesis of 1,2,4-triazolo-linked bis-indolyl conjugates **108a-r**.

Also,⁴³ reaction of indole-3-carbohydrazide **2a** with phenyl isothiocyanate in a small amount of ethanol under reflux followed by treatment with 2 *N* KOH at reflux in ethanol, then acidification with HCl to yield the 1,3,4-triazole thiol derivatives **106b** and **109**. Alkylation of thiols **109** or **106b** with acylated chalcone derivatives **110a-j** in the presence of triethylamine (TEA) using acetonitrile as a solvent to afford the corresponding compounds **111a-s** (Scheme 36).

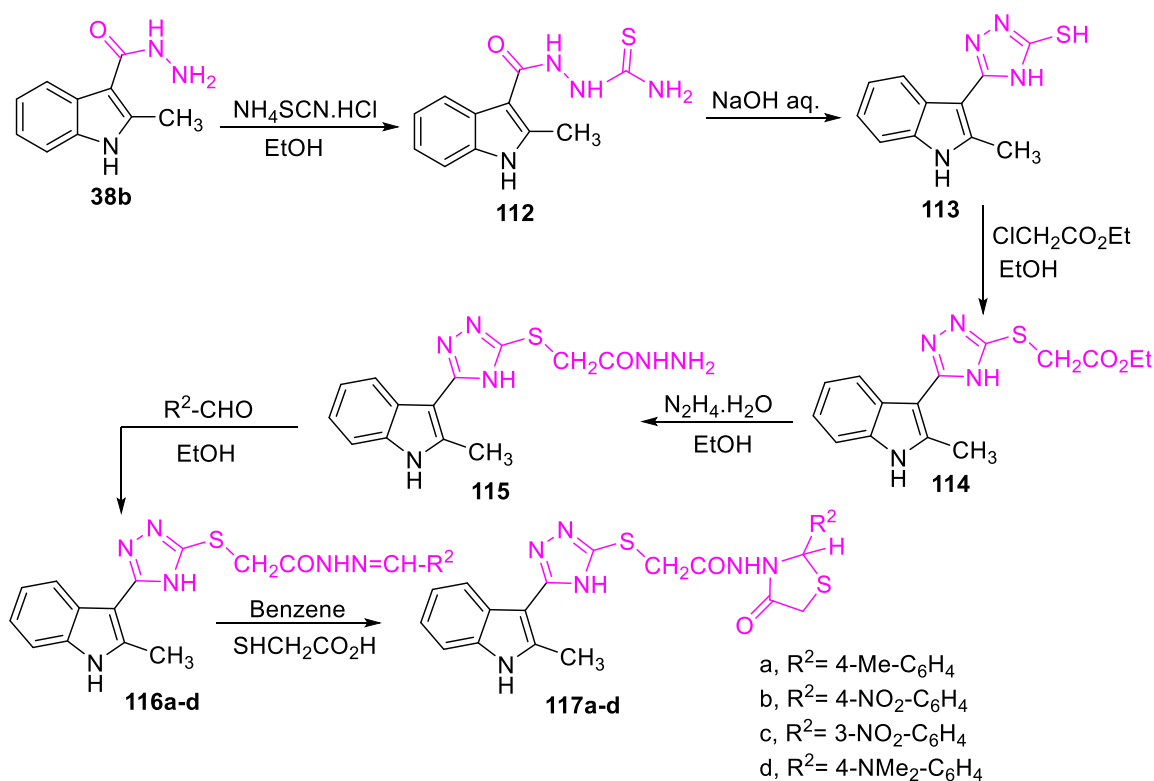


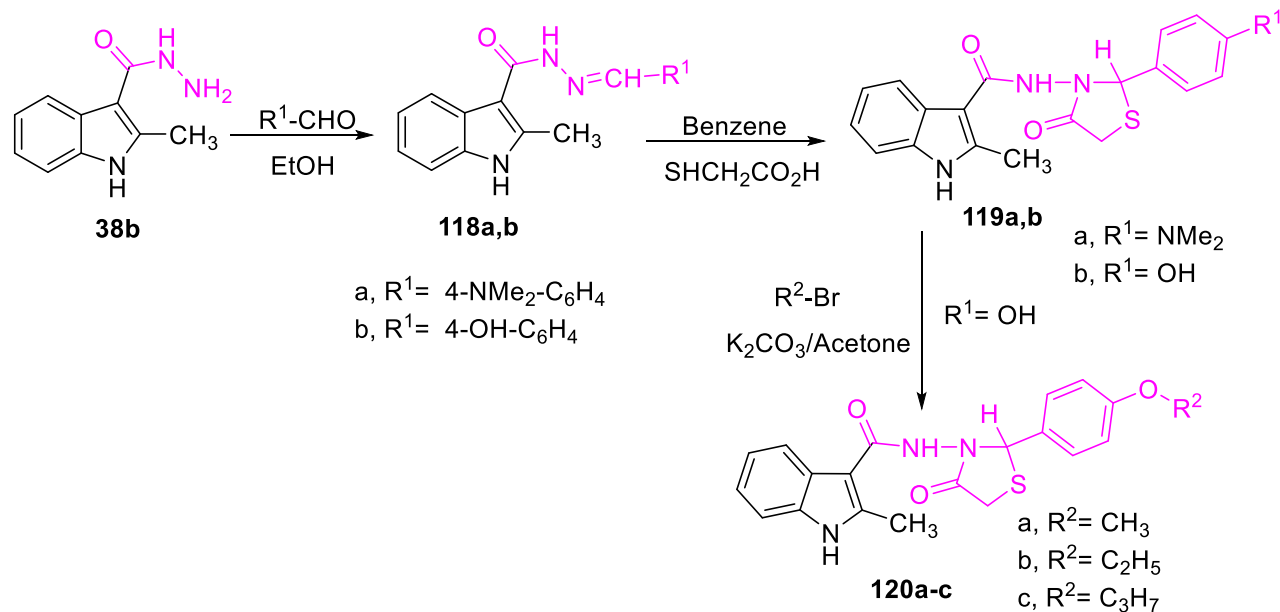
111a-i	R¹	R	111k-s	R¹	R
a	H	Allyl	k	2,4-Dimethyl	Phenyl
b	4-OCH ₃	Allyl	l	4-Br	Phenyl
c	4-Cl	Allyl	m	3,4-Dimethoxy	Phenyl
d	3,4-Dimethoxy	Allyl	n	3,4,5-Trimethoxy	Phenyl
e	3,4,5-Trimethoxy	Allyl	o	4-Cl	Phenyl
f	4-Br	Allyl	p	4-OCH ₃	Phenyl

g	3-NO ₂	Allyl	q	4-CH ₃	Phenyl
h	4-CH ₃	Allyl	r	2-Cl	Phenyl
i	2-Cl	Allyl	s	3-NO ₂	Phenyl
j	2,4-Dimethyl	Allyl	-	-	-

Scheme 36. Synthesis of indole/1,2,4-triazole/chalcone hybrids **111a-s**.

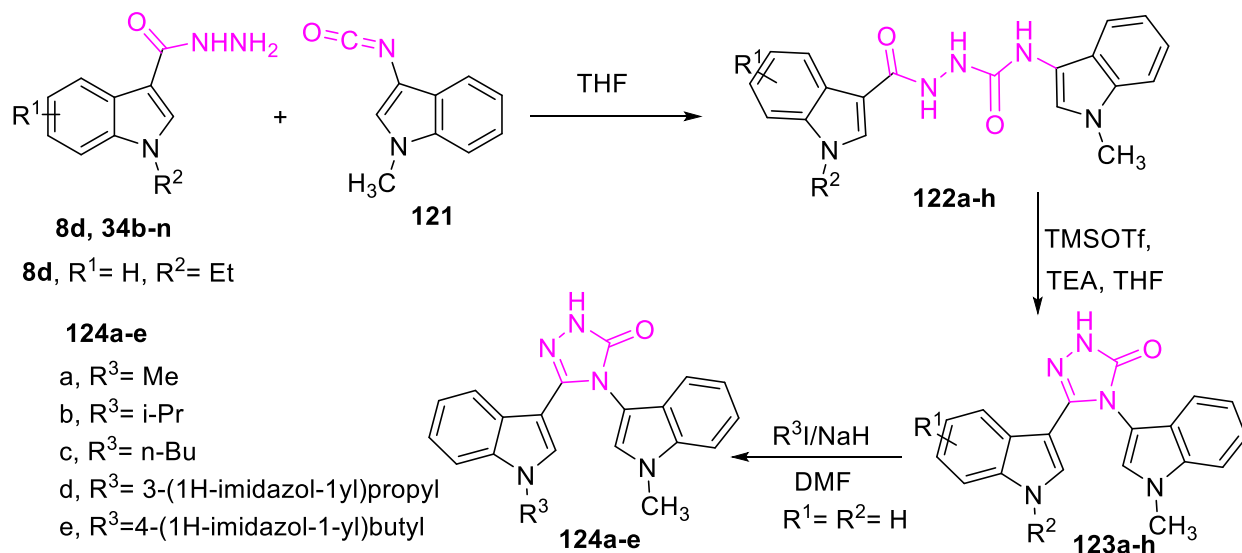
Nucleophilic addition reaction⁶¹ of acid hydrazide **38b** with ammonium thiocyanate in ethanol using hydrochloric acid as the catalyst gave 2-(2-methyl-1*H*-indole-3-carbonyl) hydrazine carbothio-amide **112**. Cyclization reaction of thiosemicarbazides **112** in aqueous sodium hydroxide solution followed by acidification with hydrochloric acid yielded the 1,2,4-triazole derivatives **113**. Reaction of triazole thiol **113** with ethyl chloroacetate gave the ester compound **114** which was reacted with hydrazine hydrate to give the acid hydrazide derivatives **115**. Refluxing of acid hydrazide derivatives **38b** or **115** with different aromatic aldehydes in ethanol afforded the Schiff bases compounds **116a,b** and **118a,b**. Refluxing of the Schiff bases **116a,b** and **118a-d** with thioglycolic acid in dry benzene yielded the thiazolidin-4-ones derivatives **117a-d** and **119a,b**. Reaction of compound **119a** with different alkyl bromide in alkaline medium gave a series of compounds **120a-c** (Scheme 37).





Scheme 37. Synthesis of thiazolidinone derivatives containing indole **117a-d** and **119a,b**.

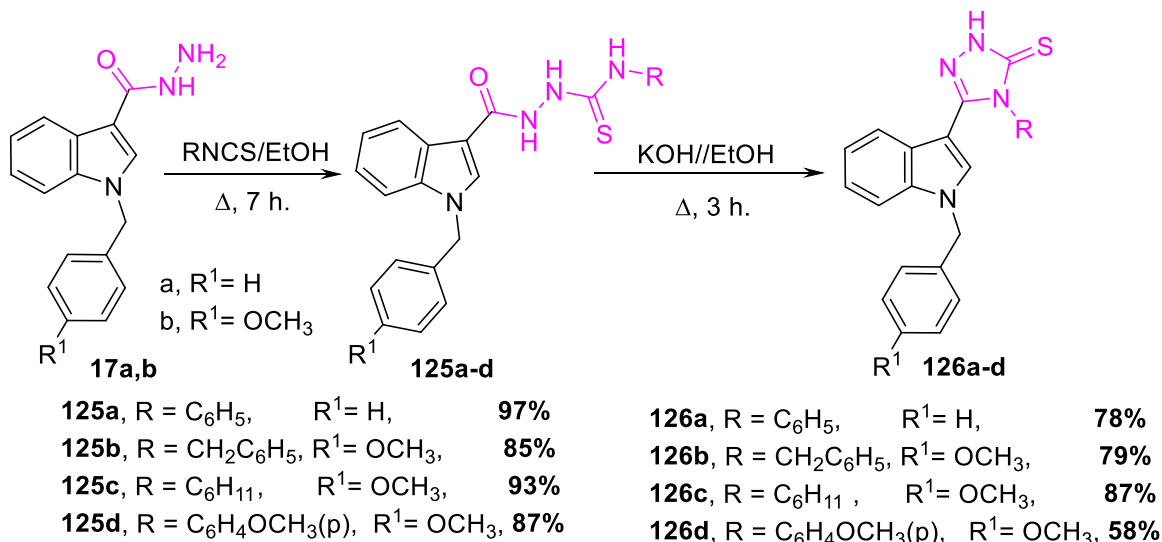
Condensation⁵⁹ of **8d** and **34b-h** with 3-isocyanato-1-methyl-1*H*-indole **121** in dry THF afforded intermediates **122a-h**, which were cyclized to afford **123a-h** in the presence of an excess amount of trimethylsilyl trifluoromethanesulfonate (TMSOTf) and triethylamine in dry DMF. Compounds **124a-e** were obtained by *N*-alkylation of **123a** with different alkyl halides using NaH as a base in dry DMF (Scheme 38).



Cd.	R ¹ , R ²	Cd.	R ¹ , R ²
122a, 123a	R ¹ = H, R ² = H	34e, 122e, 123e	R ¹ = 6-Cl, R ² = Me
34b, 122b, 123b	R ¹ = 5-F, R ² = Me	34f, 122f, 123f	R ¹ = 6-Br, R ² = Me
34c, 122c, 123c	R ¹ = 6-F, R ² = Me	34g, 122g, 123g	R ¹ = 5-Br, R ² = Me
34d, 122d, 123d	R ¹ = 5-Cl, R ² = Me	34h, 122h, 123h	R ¹ = 5-OMe, R ² = Me

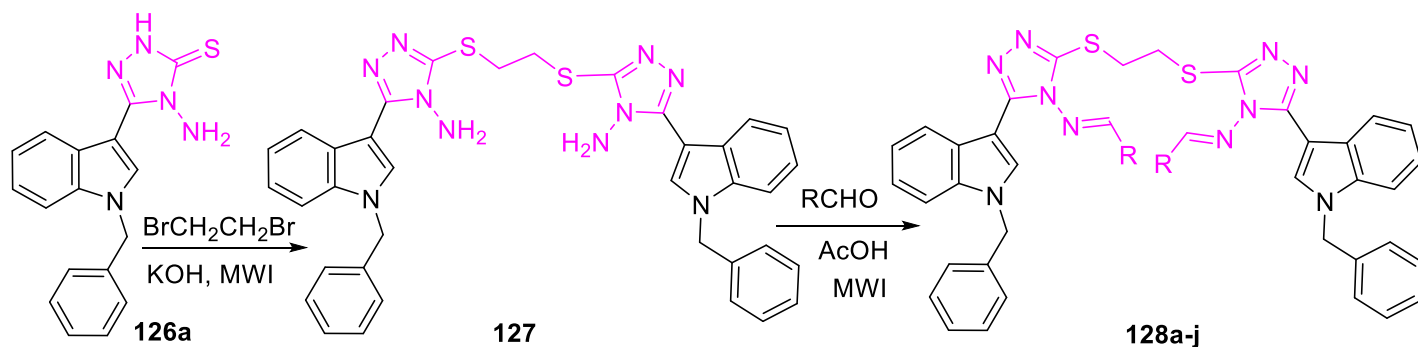
Scheme 38. Synthesis of the 2,4-dihydro-3*H*-1,2,4-triazol-3-one **123a-e**.

Moreover,^{31, 34} reaction of compound **17a,b** with isothiocyanates in refluxing ethanol afforded the substituted thiosemicarbazide derivatives **125a-d**, which were transformed into the corresponding 1,2,4-triazole-3-thione derivatives **126a-d** via intramolecular cyclization in boiling ethanolic potassium hydroxide solution (Scheme 39).



Scheme 39. Synthesis of 1,2,4-triazole-3-thione derivatives **126a-d**.

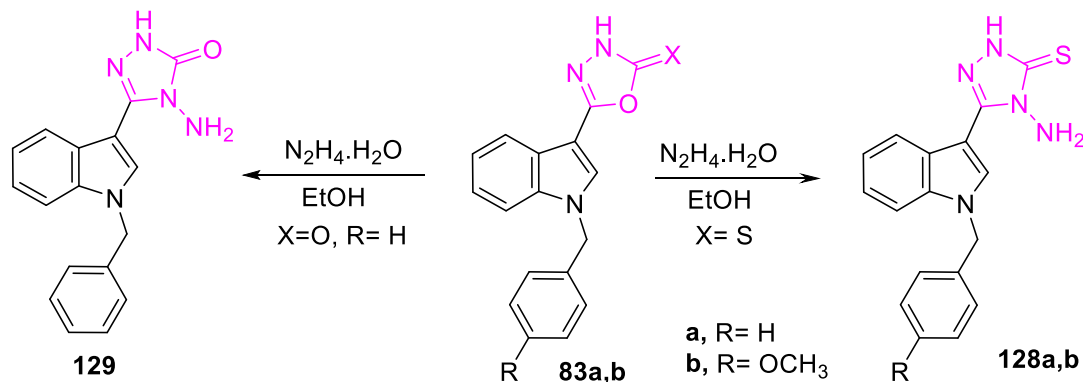
In continuation to what reported previously by farghaly,³¹ Peng Y. *et al* reported that treatment of the **126a** with 1,2-dibromoethane in the presence of KOH under microwave irradiation afforded the corresponding the sulfide derivative **127**. Reaction of the latter compound with different aldehydes in acetic acid gave the Schiffbases **128** (Scheme 40).⁷³



128a-e	R	128f-j	R
a	C ₆ H ₅	f	3-BrC ₆ H ₄
b	3-FC ₆ H ₄	g	2-O ₂ NC ₆ H ₄
c	2-HOC ₆ H ₄	h	4-BrC ₆ H ₄
d	4-CH ₃ OC ₆ H ₄	i	2-BrC ₆ H ₄
e	4-HOC ₆ H ₄	j	2-furyl

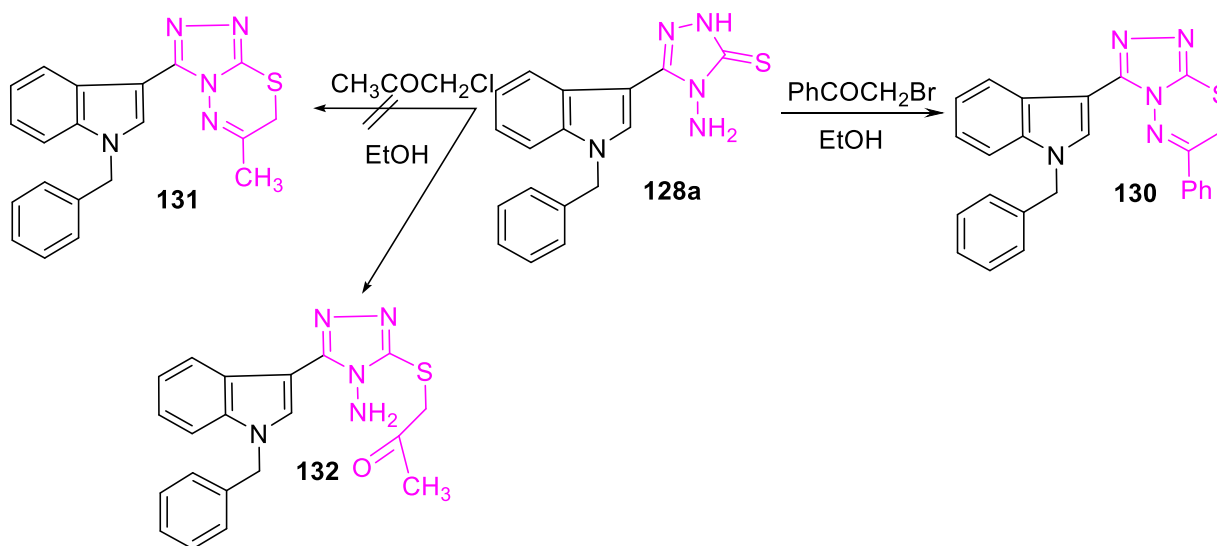
Scheme 40. Synthesis of Schiff bases **128a-j**.

Also, Farghaly *et al* reported that^{31, 34} treatment of oxadiazolethione **83a,b** or oxadiazole-3-one **84a** derivatives with hydrazine hydrate in boiling ethanol by a ring opening and ring closure sequence gave the corresponding *N*-amino-substituted 1,2,4-triazole **129** and **130** respectively (Scheme 41).



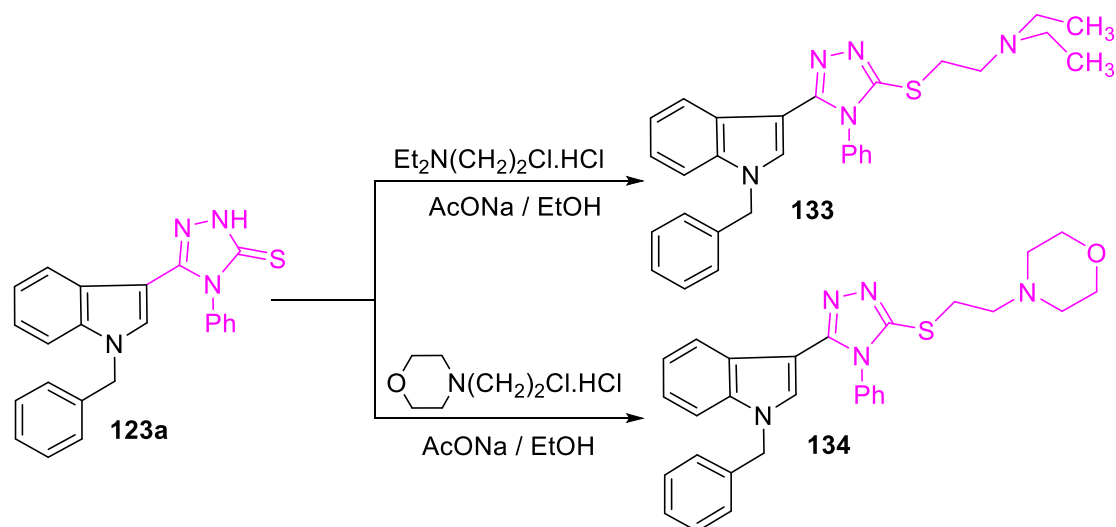
Scheme 41. Synthesis of *N*-amino-substituted 1,2,4-triazole **128a,b** and **129**.

Furthermore, refluxing³¹ the triazolthione **128a** with phenacyl bromide in ethanol produced the corresponding 3-(1-benzyl-1*H*-indol-3-yl)-6-phenyl-7*H*-1,2,4-triazolo[3,4-*b*][1,3,4]thiadiazine **130**. Whereas, its reaction with chloro acetone did not give the thiadiazine **131** but gave the corresponding acetylthio derivative **132** (Scheme 42).



Scheme 42. Synthesis of triazolo[3,4-*b*][1,3,4]thiadiazine derivatives **130**.

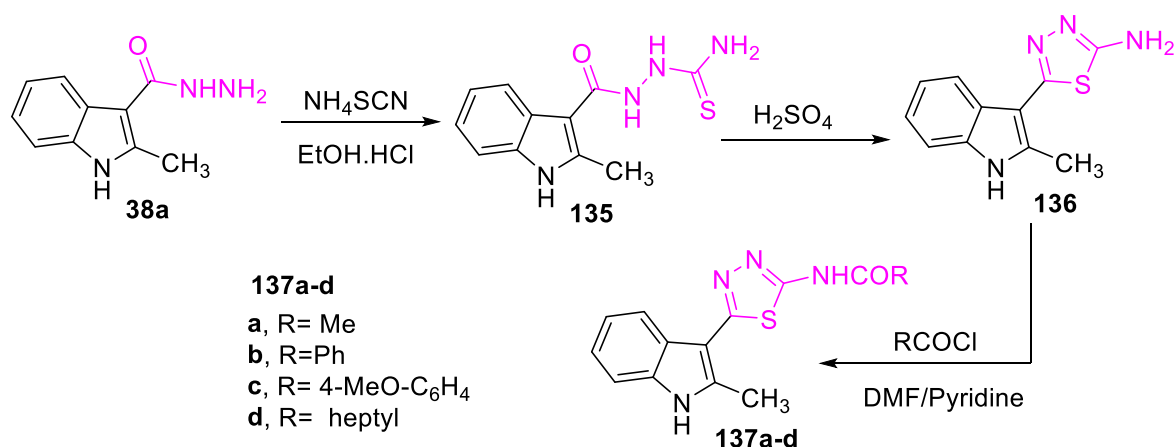
Interestingly,³¹ the thione function in compound **123a** should offer the possibility for further elaboration by alkylation reaction, e.g. the introduction of the basic side chains as potentially pharmacophoric substructures. Thus treatment of **123a** with diethylaminoethyl chloride hydrochloride and/or with 4-(2-chloroethyl) morpholine hydrochloride in refluxing ethanol in the presence of anhydrous sodium acetate gave the corresponding *s*-alkylated products **133** and **134** respectively (Scheme 43).



Scheme 43. Synthesis of s-alkylated products **133** and **134**.

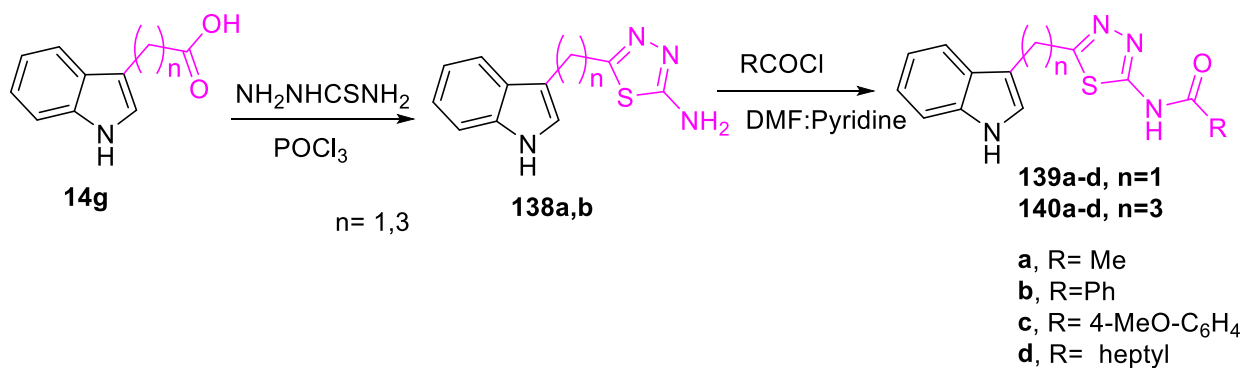
3.5. Synthesis of 3-indolyl-1,3,4-thiadiazole derivatives

It was described that⁴⁹ the reaction of acid hydrazide **38a** with ammonium thiocyanate in ethanol using hydrochloric acid as a catalyst gave the 2-(2-methyl-1*H*-indole-3-carbonyl) hydrazine carbothioamide **135**. Treatment of latter compound with conc. H₂SO₄ followed by neutralized with liquid ammonia yielded 2-amino-5-(2-methyl-1*H*-indol-3-yl)-1,3,4-thiadiazole **136**. Reaction of amino-1,3,4-thiadiazole **136** with different acid chlorides in DMF and pyridine afforded the amid derivatives **137a-d** (Scheme 44).



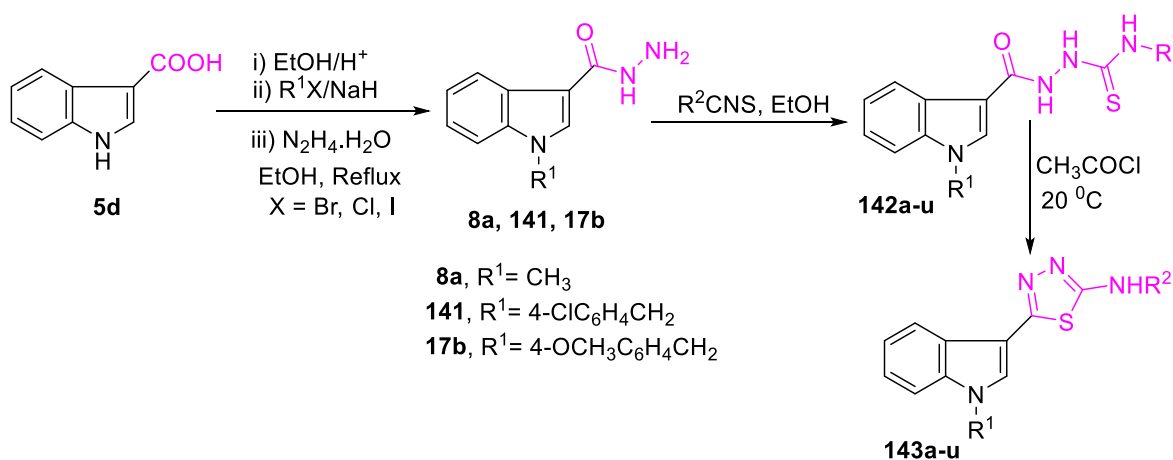
Scheme 44. Synthesis of 3-indolyl-1,3,4-thiadiazole derivatives **137a-d**.

Also,⁴⁹ the reaction of indole-3-acetic acid or indole-3-butric acid **14g** with thiosemicarbazide in the presence of phosphoryl chloride under reflux formed the corresponding 2-amino-1,3,4-thiadiazole derivatives **138a,b**. The amide derivatives **139a-d**, **140a-d** and **141a-d** were synthesized by the reaction of 2-amino-1,3,4-thiadiazoles **138a,b** with different acid chlorides in DMF and pyridine (see Scheme 45).



Scheme 45. Synthesis of 3-indolyl amide derivatives **139** and **140**.

Kumar D. *et al* reported that⁵³ they used the protocol reported previously.^{51, 74} Thus, treatment of indole-3-carboxylic acid **5d** with halo compounds in ethanol and sodium hydride followed by reaction with hydrazine hydrate afforded the corresponding *N*-substituted-indole-3-carbohydrazide **8a**, **17b** and **141**. Reaction of the latter compounds with aryl isothiocyanates yielded the thiosemi-carbazone **142a-v**. Oxidative cyclization of **142a-v** was accomplished in presence of acetyl chloride to afford **143a-v** (Scheme 46).

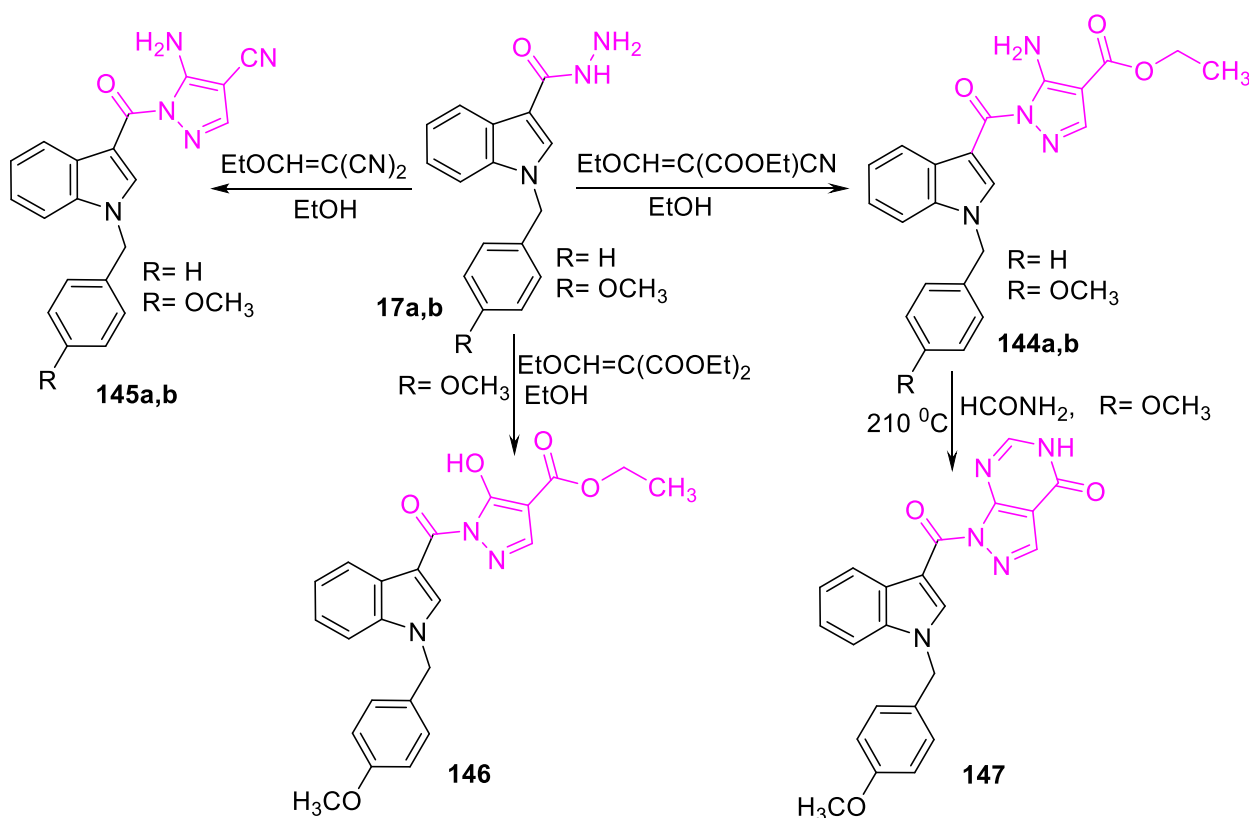


Cd	R	R ¹	R ²	Cd	R	R ¹	R ²
a	H	H	C ₆ H ₅	l	H	4-OCH ₃ C ₆ H ₄ CH ₂	4-OCH ₃ C ₆ H ₄
b	H	H	4-CH ₃ C ₆ H ₄	m	H	H	3,4,5-(OCH ₃) ₃ C ₆ H ₂
c	H	H	4-ClC ₆ H ₄	n	OCH ₃	H	4-OCH ₃ C ₆ H ₄
d	H	H	4-OCH ₃ C ₆ H ₄	o	OCH ₃	H	4-OCH ₃ C ₆ H ₄
e	H	H	4-CF ₃ C ₆ H ₄	p	OCH ₃	H	3,4,5-(OCH ₃) ₃ C ₆ H ₂
f	H	H	3,4,5-(OCH ₃) ₃ C ₆ H ₂	q	H	H	4-ClC ₆ H ₄
g	H	H	CH ₂ C ₆ H ₄	r	H	H	4-OCH ₃ C ₆ H ₄
h	H	H	C ₆ H ₅	s	H	H	3,4,5-(OCH ₃) ₃ C ₆ H ₂
i	H	4-ClC ₆ H ₄ CH ₂	4-ClC ₆ H ₄	t	H	H	CH ₂ C ₆ H ₄
j	H	4-ClC ₆ H ₄ CH ₂	C ₆ H ₅	u	H	H	4-OCH ₃ C ₆ H ₄
k	H	4-OCH ₃ C ₆ H ₄ CH ₂	3,4,5-(OCH ₃) ₃ C ₆ H ₂	v	H	H	3,4,5-(OCH ₃) ₃ C ₆ H ₂

Scheme 46. Synthesis of 2-aryl-amino-5-(indolyl)-1,3,4-thiadiazoles **143a-u**.

3.6. Synthesis of 3-indolyl-pyrazole hybrids

In 2010, Farghaly et al reported that,^{32, 34} the easily accessible 1*H*-indole-3-carbohydrazide **17a,b** was chosen as starting material of the synthesis of the new pyrazole derivatives as well as pyrazolone derivatives. Thus, treatment of carbohydrazide **17a,b** with ethyl ethoxymethylene cyanoacetate or ethoxymethylenemalononitrile in absolute ethanol resulted in the formation of the corresponding ethyl 5-amino-1-(1-(4-sustitutedbenzyl)-1*H*-indole-3-carbonyl)-1*H*-pyrazole-4-carboxylate (**144**) and 5-Amino-1-(1-(4-sustitutedbenzyl)-1*H*-indole-3-carbonyl)-1*H*-pyrazole-4-carbonitrile (**145**) respectively. Reaction of latter compound **145** with formamide gave the corresponding 1,5-dihydro-4*H*-pyrazolo[3,4-*d*]pyrimidin-4-one **147**. When **17a** was allowed to react with diethyl ethoxymethylenemalonate in refluxing absolute ethanol, the expected ethyl 5-hydroxy-1-(1-(4-methoxybenzyl)-1*H*-indole-3-carbonyl)-1*H*-pyrazole-4-carboxylate analog **146** was obtained (Scheme 47).

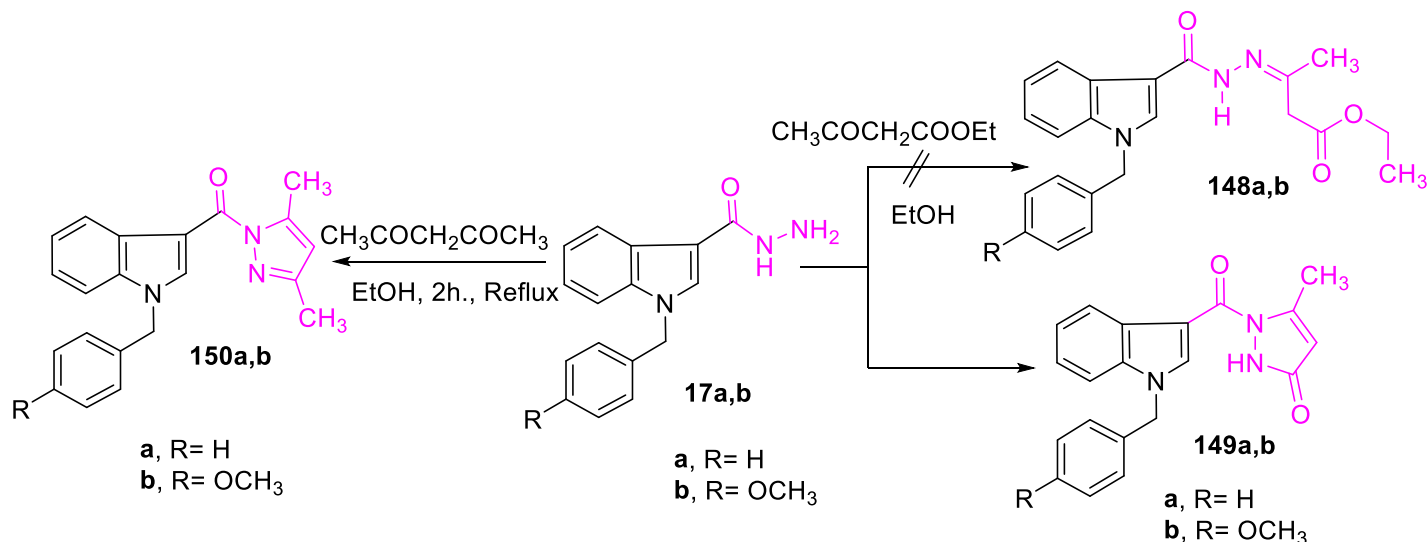


Scheme 47. Synthesis of indole derivatives containing pyrazole moiety **144-147**.

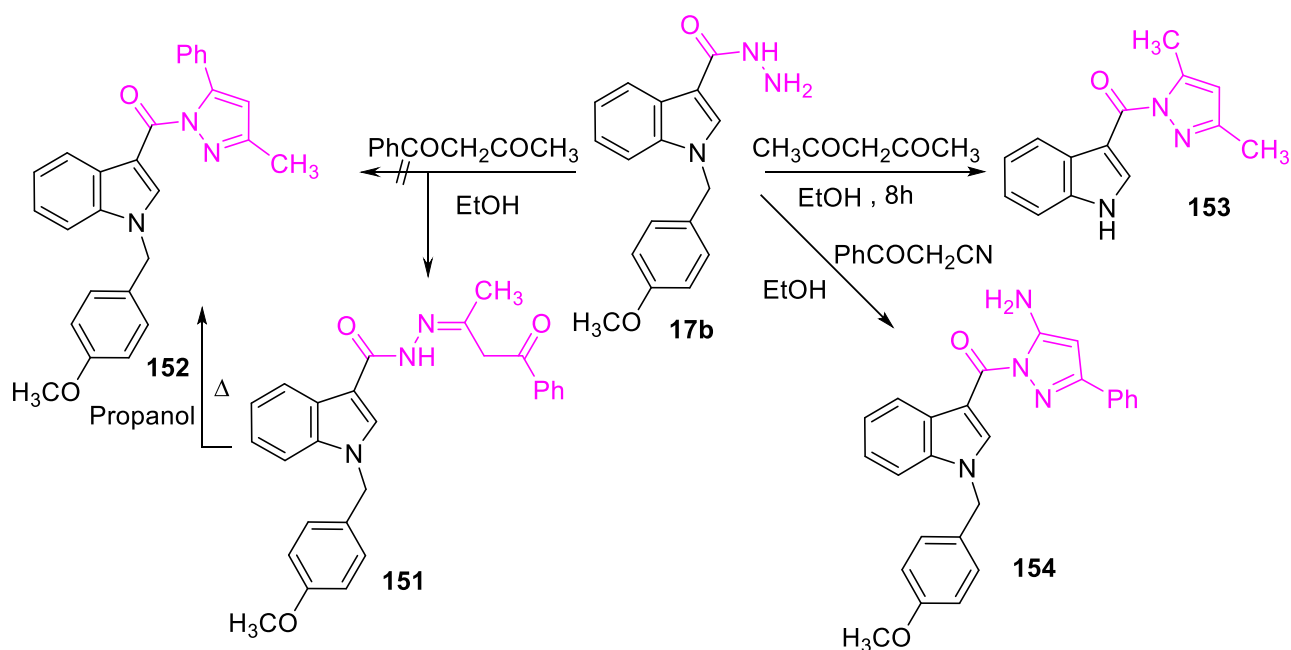
Treatment^{31, 32} of **17a,b** with ethyl acetoacetate without solvent did not afford the ester derivative **148a,b** but gave the cyclized product, pyrazolone derivative **149a,b**. On the other hand, condensation of the hydrazide **17a,b** with acetyl acetone in refluxing ethanol gave the corresponding pyrazolyl derivative **150a,b** in 85 % yield (Scheme 48).

Interestingly,³² when the acid hydrazide **17b** was allowed to react with acetyl acetone in refluxing ethanol for 2 hours afforded directly the cyclized 3,5-dimethyl pyrazole derivative **150b** in 64% yield. Whereas, heating the same acid hydrazide with benzoyl acetone under the same reaction conditions led to the formation the open structure **151** which was cyclized via its boiling in propanol to afford the corresponding (1-(4-Methoxybenzyl)-1*H*-indol-3-yl)(3-methyl-5-phenyl-1*H*-pyrazol-1-yl) methanone (**152**). It is worthy to note that, when the carbohydrazide **17b** was allowed to react with acetyl acetone in boiling ethanol for prolonged

time, an unexpected debenzoylation occurred and the (3,5-dimethyl-1*H*-pyrazol-1-yl)(1*H*-indol-3-yl)methanone (**153**) was obtained. Treatment of the acid hydrazide with benzoyl acetonitrile in boiling ethanol rise to the formation of the corresponding 5-amino-3-phenyl-1*H*-pyrazole **154** (Scheme 49).

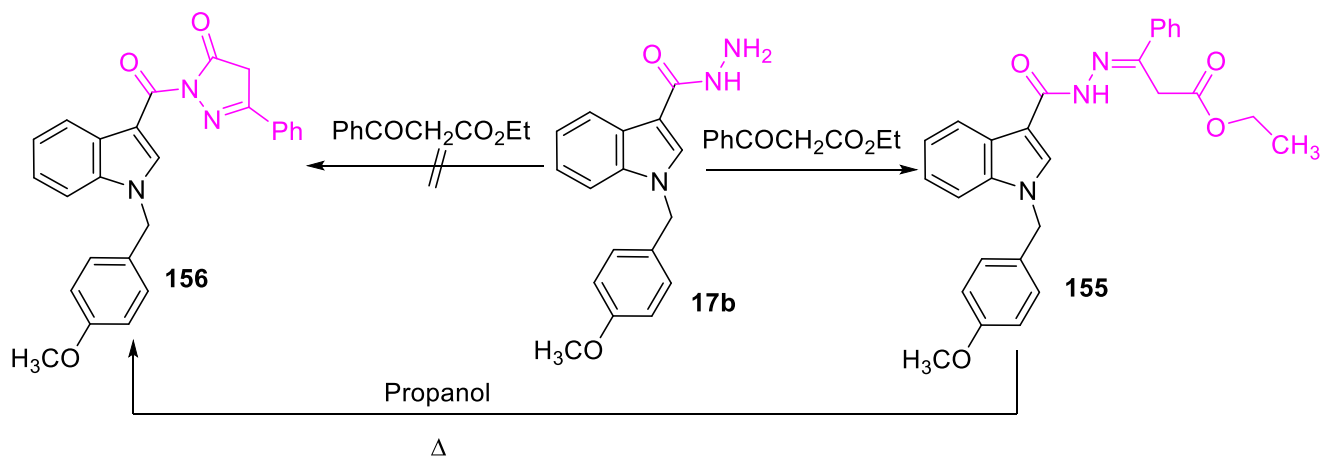


Scheme 48. Synthesis of pyrazolyl derivatives **149a,b** and **150**.



Scheme 49. Reaction of carbohydrazide **17b** with some diketone compounds.

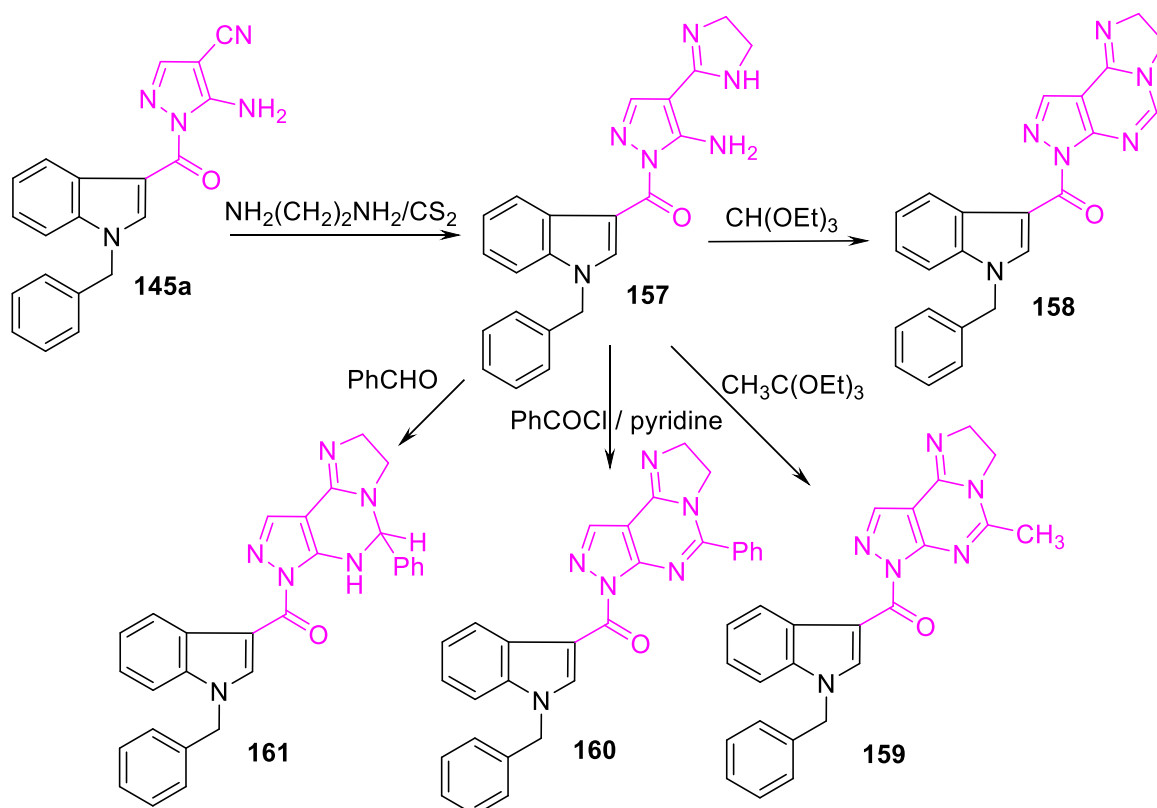
Furthermore, treatment³² of the acid hydrazide **17b** with ethyl benzoylacetate in ethanol, the open structure **155** was obtained. The latter compound could be cyclized via its boiling with high boiling point solvent (propanol) to afford the corresponding 1*H*-pyrazol-5(4*H*)-one **156** (Scheme 50).



Scheme 50. Synthesis of 5-phenyl-2,4-dihydro-3H-pyrazol-3-one based indole **156**.

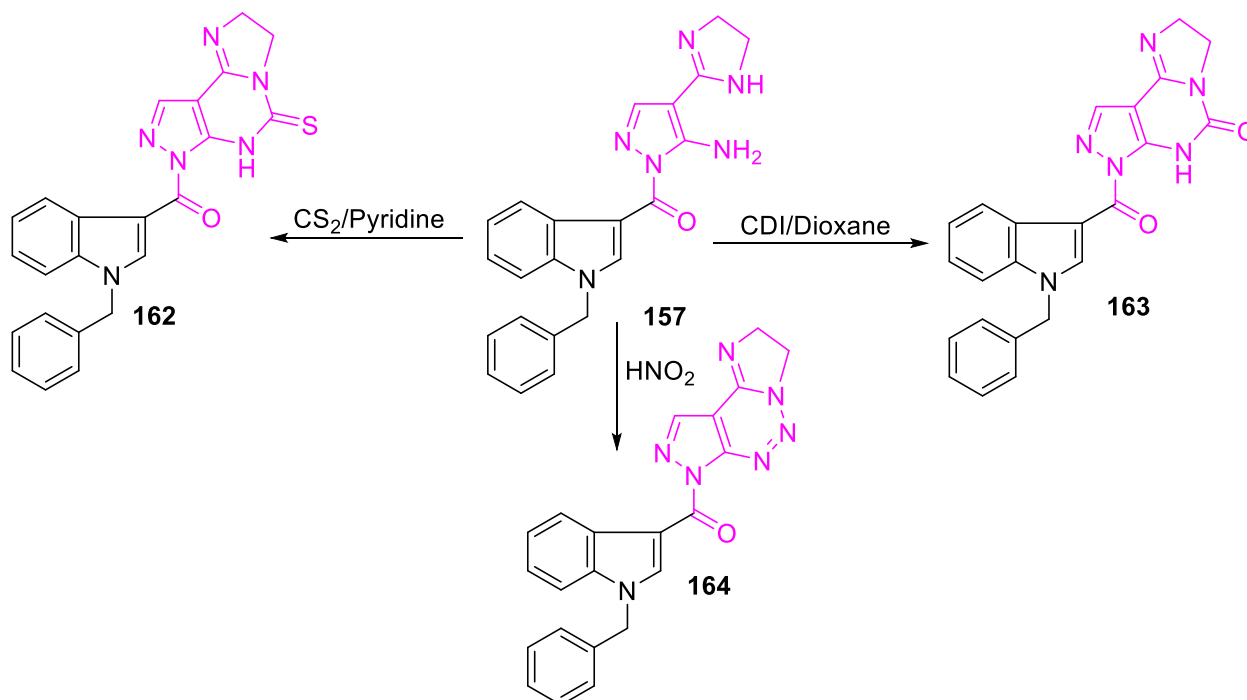
3.6.1. Synthesis of imidazo[1,2-c]pyrazolo[4,3-e]pyrimidines derived from indole and related heterocycles

Farghaly *et al.*³³ reported that, the interaction of the aminonitrile **145a**³² with ethylenediamine in the presence of a catalytic amount of carbon disulfide afforded the corresponding imidazolylpyrazole **157a**. The latter compound could be ring closed into tricyclic systems in different ways. The tricyclic system **158** was prepared by the reaction of imidazolylpyrazole **157a** with triethylorthoformate. The methyl analog of imidazopyrazolopyrimidine **159** was obtained by the reaction of **157a** with trimethylorthoacetate. Whereas, when compound **157a** was allowed to react with benzoyl chloride in boiling pyridine, the corresponding phenyl analog **160** was formed. Interaction of **157a** with benzaldehyde afforded the corresponding imidazolpyrazolopyrimidine derivative **161** (Scheme 51).



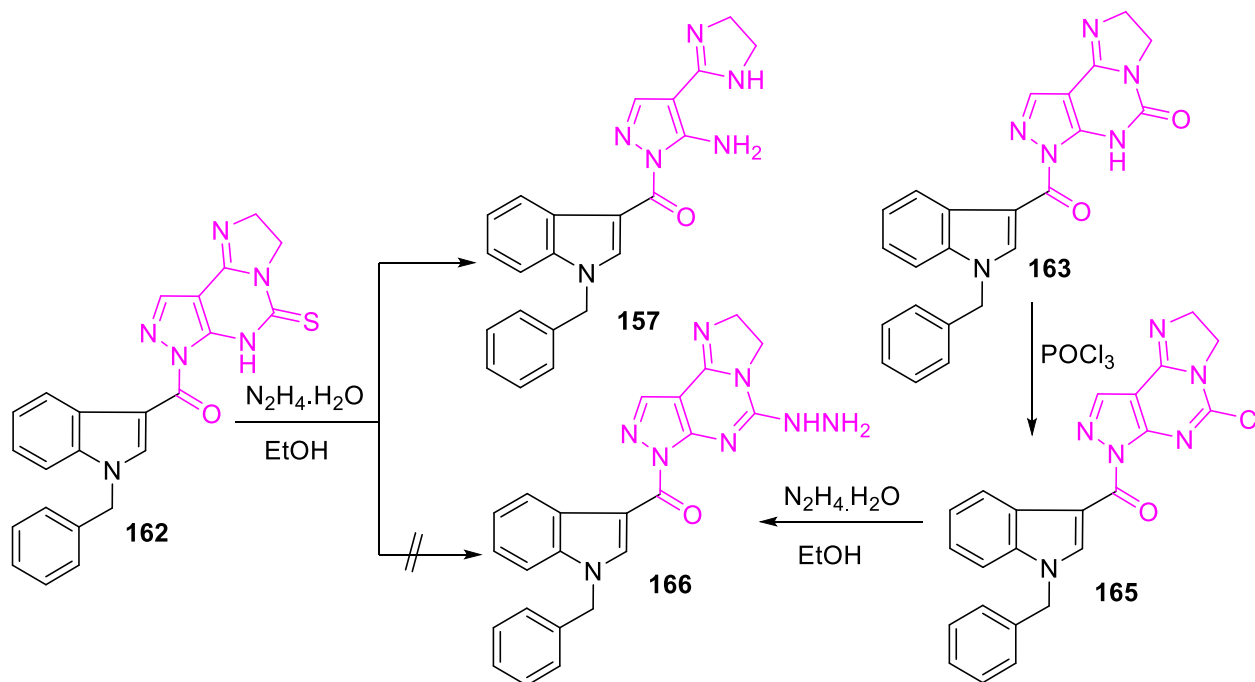
Scheme 51. Synthesis of tricyclic compounds **158-161**.

Treatment³³ of **157** with carbon disulfide led to the formation of the corresponding imidazopyrazolopyrimidine thione **162**. Whereas, reaction of **157** with 1,1'-carbonyldi-imidazolyl (CDI) in boiling dioxane gave the oxo-analog **163**. The triazine derivative **164** could be obtained through the interaction of **157** with nitrous acid at room temperature (Scheme 52).



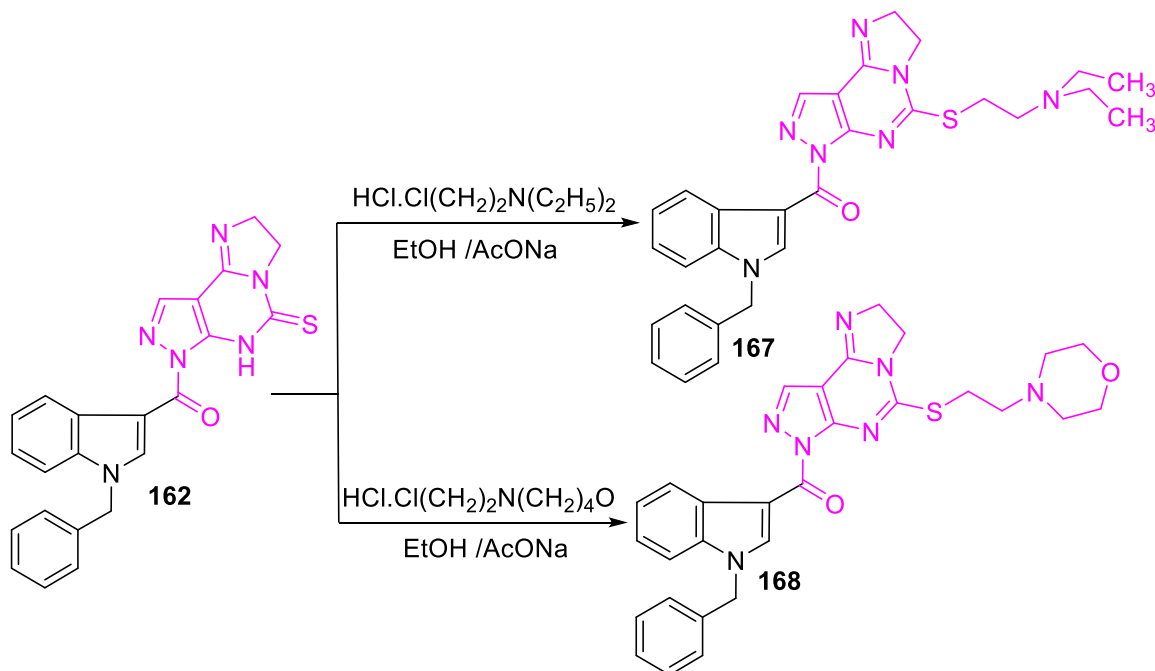
Scheme 52. Synthesis of pyrimidine and triazine derivatives **162-194**.

Interestingly,³³ hydrazinolysis of the thione **162** with hydrazine hydrate did not afford the expected hydrazine product **166** but the ring opening was occurred and the imidazopyrazole **157** was recovered. Treatment of the imidazopyrazolopyrimidine-5-one **163** with phosphoryl chloride led to the formation of the corresponding chloro derivative **165**. The latter compound was subjected to the hydrazinolysis to give the corresponding hydrazino compound **166** (Scheme 53).



Scheme 53. Synthesis of hydrazino compound **166**.

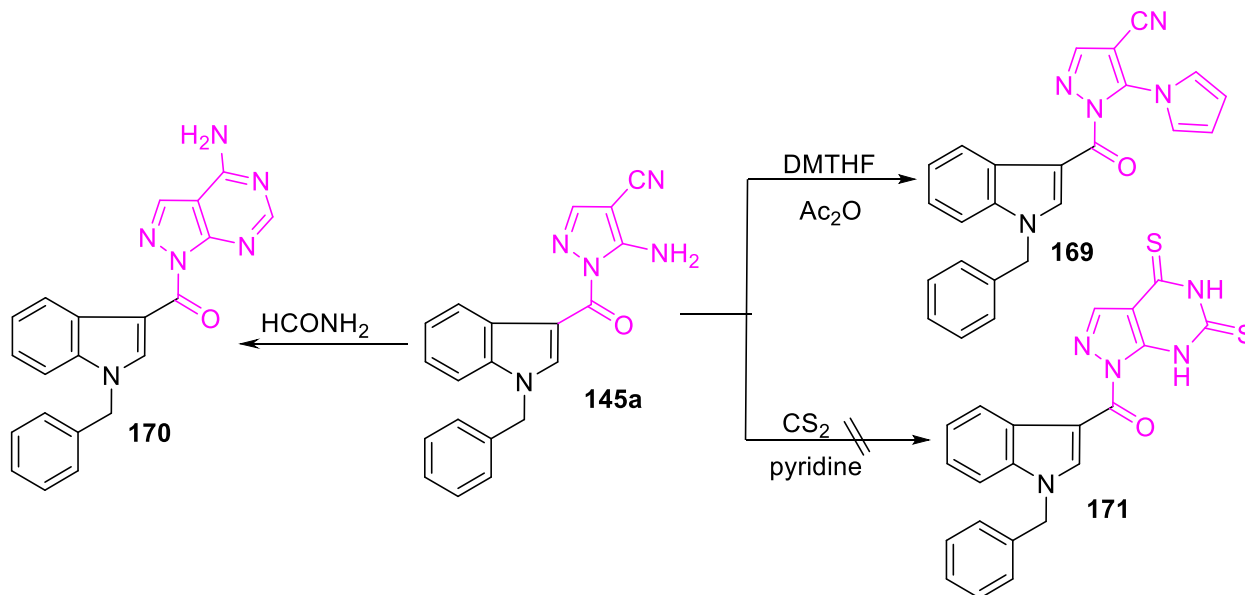
The thione derivative **162**³³ was subjected to the alkylation reactions with some bioactive alkylating agents such as 4-(2-chloroethyl)morpholine hydrochloride and/or 2-dimethylaminopropyl chloride hydrochloride in boiling ethanol in the presence of fused sodium acetate to give the s-alkylated products **167**, **168** (Scheme 54).



Scheme 54. Synthesis of the s-alkylated products **167**, **168**.

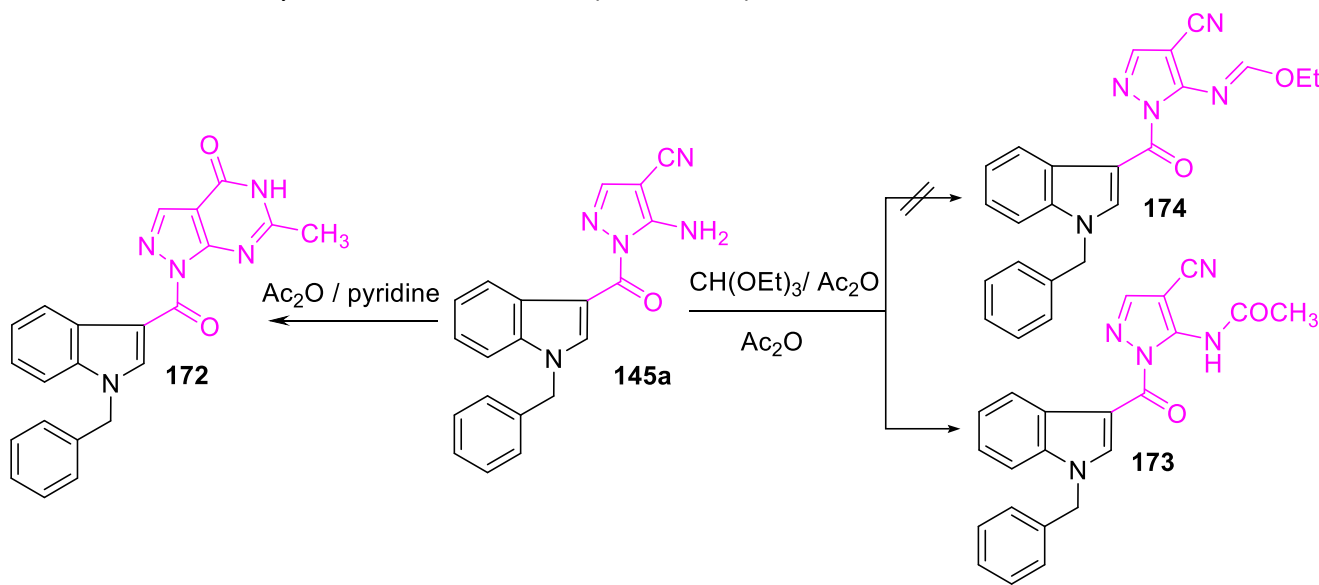
In continuation to what was mentioned above,³³ interaction of amino nitrile **145a** with 2,5-dimethoxytetrahydrofuran afforded the pyrrolyl derivative **169**. However, reaction of **145a** with formamide

gave the corresponding pyrazolopyrimidine **170**. An attempt was done to prepare the pyrazolopyrimidine-dithione **171** via the reaction of **145a** with carbon disulfide in boiling pyridine but it was unsuccessful, the starting material was recovered unchanged (Scheme 55).

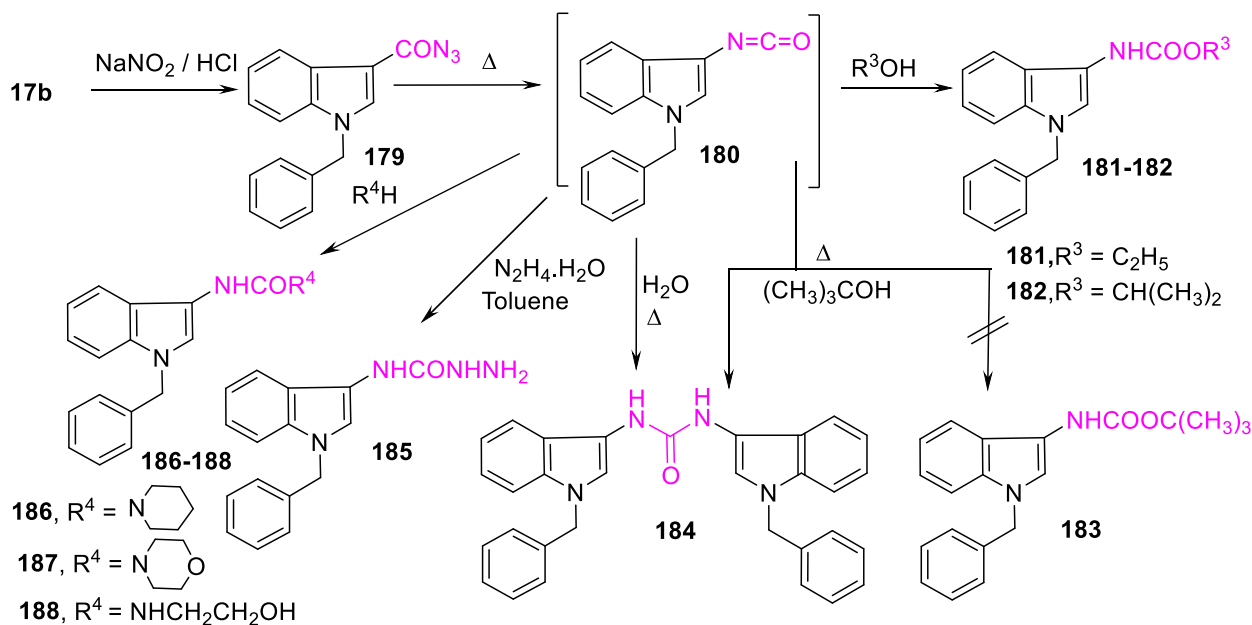


Scheme 55. Synthesis of amino pyrazolopyrimidine **170**.

Treatment³³ of **145a** with acetic anhydride in boiling pyridine led to the formation of the corresponding pyrazolopyrimidine derivative **172** through Dimroth rearrangement reaction. However, reaction of **145a** with neat acetic anhydride gave the acetyl amino derivative **173**. Moreover, an attempt to obtain the ethoxymethyleneimino **174** via the reaction of **145a** with neat triethylorthoformate, the starting material was recovered unchanged, whereas the reaction was carried out in the presence of acetic anhydride, the product was identified as the acetyl amino derivative **173** (Scheme 56).



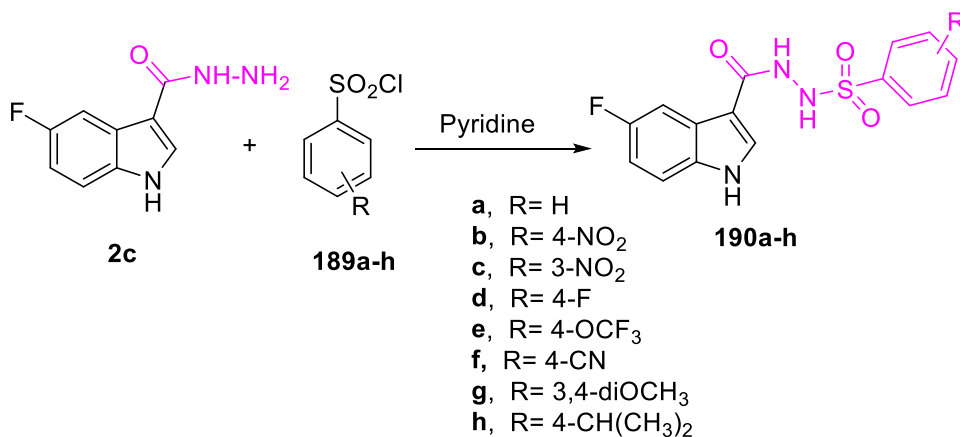
Scheme 56. Reaction of amino nitrile **145a** with acetic anhydride



Scheme 58. Synthesis of 3-indolyl-semicarbazides and urea derivatives

3.8. Synthesis of indole-based sulfonamide derivatives

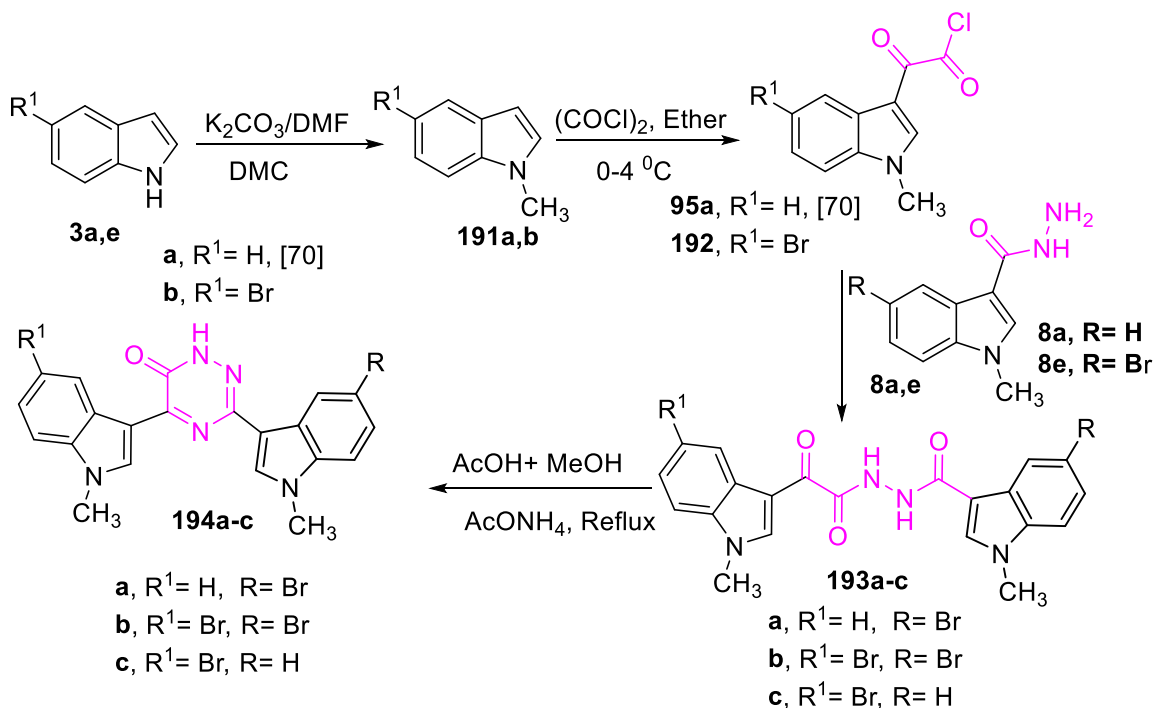
Ibrahim M. *et al*,⁵² suggested that the treatment of 5-fluoro-1*H*-indole-3-carbohydrazide **2c** with aryl sulfonyl chloride derivatives **189a-h** in the presence of pyridine gave the corresponding indole-based-sulfonamide derivatives **190a-h** (Scheme 59).



Scheme 59. Synthesis of indole-based sulfonamide derivatives **190a-h**.

3.8. Synthesis of 3-indolyltriazinones

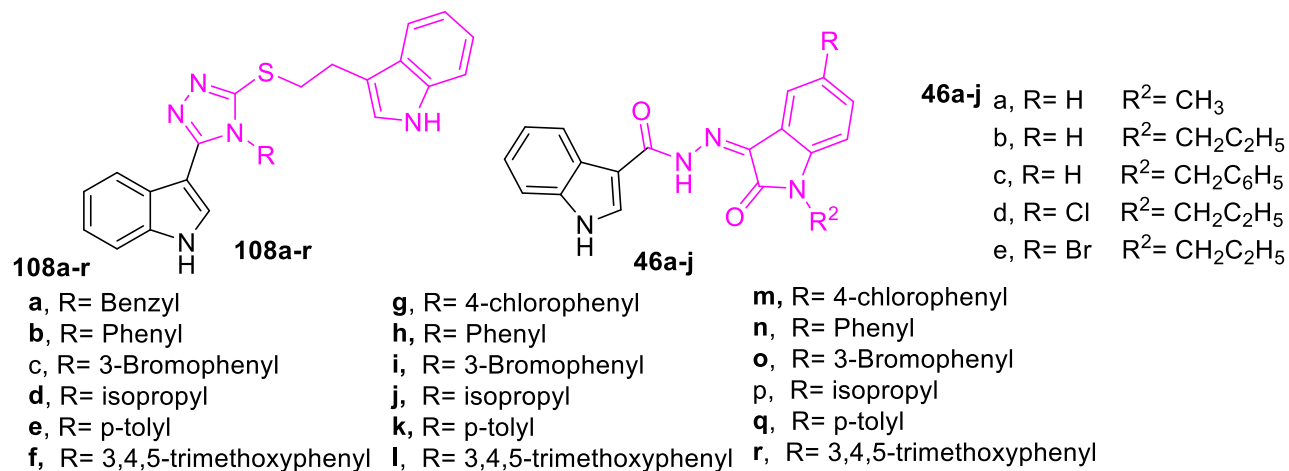
In 2018, Sreenivasulu, R. *et al*⁴² mentioned that the reaction of indole derivatives **3a,e** with dimethylcarbonate and K₂CO₃ in DMF solvent afforded the corresponding *N*-methyl derivatives **191a,b**.⁷⁵ Treatment of **191a,b** with oxalyl chloride in diethyl ether at 0–4 °C for 4 h. gave *N*-methyl indole-3-glyoxalyl chloride derivatives **95a** and **192**.⁷⁶ Reaction of latter compounds with *N*-methyl indolyl-3-carbohydrazides **8a,e** in THF and Et₃N under reflux yielded 1,2,5-triketo-3,4-diamino derivatives **193a-c**. Treatment of the tri keto diamino derivatives reacted with Glac. AcOH, methanol and ammonium acetate under reflux afforded the corresponding triazinone **194a-c** (Scheme 60).



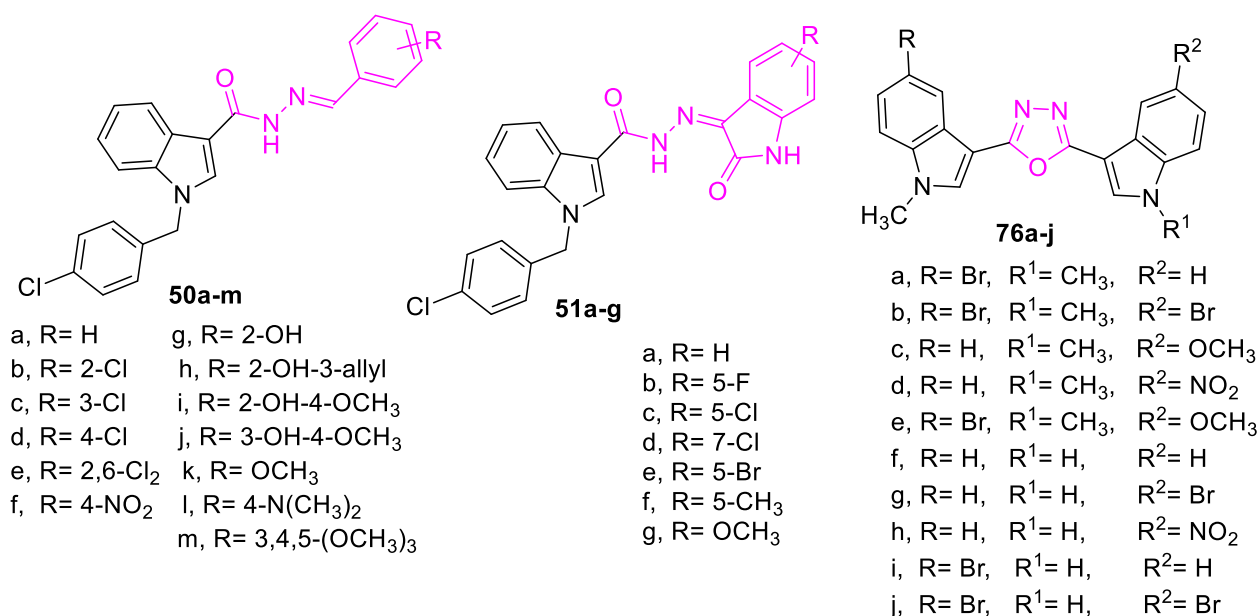
Scheme 60. Synthesis of the triazinone derivatives **194a-c**.

4. Biological Importance

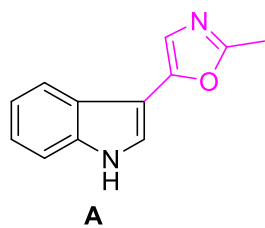
Indole derivatives have a wide range of biological and pharmacological activities.⁶ Specifically, 3-substituted indole derivatives exhibit a variety of pharmacological effects, including antibacterial¹⁸ anti-inflammatory,⁷⁷ antitumor,⁵¹ anti-cancer,^{41, 42} antihypertensive⁷⁸ antidepressant,⁴¹ antiviral⁷⁹ and anti-*HIV*^{15, 16} activities. Oxadiazole and indole containing substances exhibit a diversity of biological roles. Therefore, the linked molecules of 3-substituted indole and oxadiazole frame structures, indole-based oxadiazoles, are useful physiologically active agents. Indole substituted 1,2,4-oxadiazoles exhibit a broad spectrum of biological activities, including anticancer activity.⁸⁰ Indole-substituted 1,2,4-oxadiazoles also act as 5-HT₃ antagonists.⁸¹ It was mentioned that, the cytotoxic activity of 1,2,4-triazolo-linked bis-indolyl conjugates **108a-r** as dual inhibitors of tankyrase and PI3K.⁶⁹ The development of 2-oxindolin-3-ylidene-indole-3-carbohydrazide derivatives **46a-j** were proved as novel apoptotic and anti-proliferative agents⁴⁰ towards colorectal cancer cells.



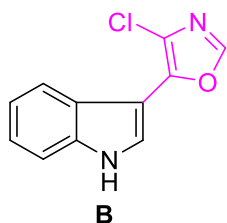
In 2020, R. Sreenivasulu *et al.* reported that,⁴¹ the 2,5-bis(indolyl)-1,3,4-oxadiazoles **76a-j**, nortopsentin analogues were found to be as anticancer agents. Whereas, Design, synthesis, and evaluation of novel N'-substituted-1-(4-chlorobenzyl)-1H-indol-3-carbohydrazides **50a-m** and **51a-g** as antitumor agents.⁵¹



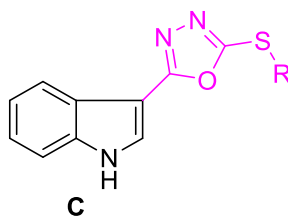
Two series of pimprinine derivatives **A** and **B** containing 1,3,4-oxadiazole-5-thioether moieties **C** and **D** were efficiently exhibited antifungal activities.³⁵ The 2-(1H-indol-3-yl)-5-substitued-1,3,4-oxadiazoles **65a-j**, 5-(1H-indol-3-yl)-2-substitued oxazole **98a-l** and 5-(1-benzyl-1H-indol-3-yl)-2-methyloxazole **99** were discovered as pimprinine alkaloids as novel agents against a plant virus.⁶⁸ 3-(1,3,4-oxadiazol-5-yl)-indoles and 3-(1,3,4-oxadiazol-5-yl)methylindoles showed antifungal activity.⁴⁵



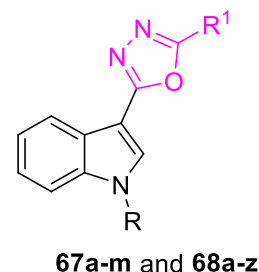
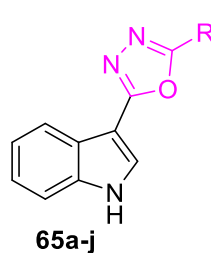
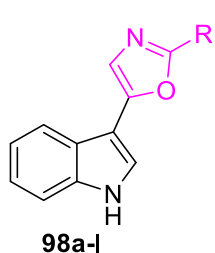
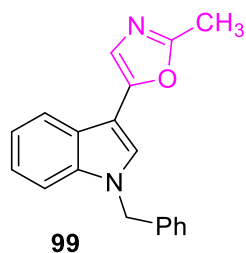
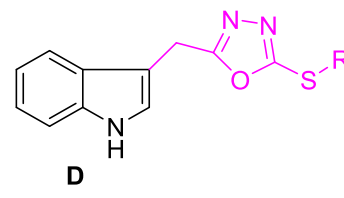
Pimprinine



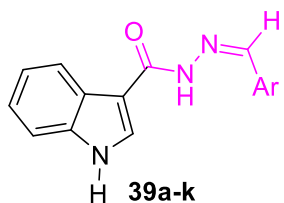
Streptochlorin



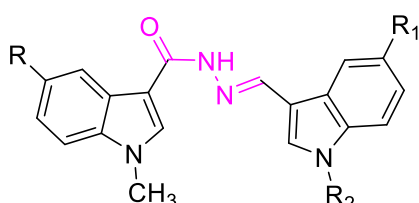
1,3,4-Oxadiazole-5-thioethers, antifungal activities



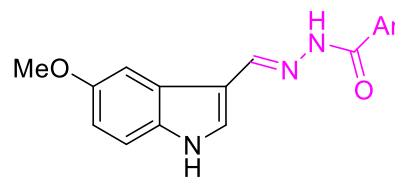
It was mentioned that the bis(indolyl)hydrazide-hydrazone **53a-d** derivatives showed antiproliferative activities⁶⁴ and the indole-based aroyl hydrazones **56a-i** were discovered to be as anticonvulsants.^{65, 66} The arylidene indoles **39a-k** were proved to be as anti-platelet aggregation inhibitors.^{39, 63}



- a**, Ar = C₆H₅ [31, 39]
b, Ar = C₆H₄Cl(p) [31, 39]
c, Ar = C₆H₄OCH₃(o) [39]
d, Ar = C₆H₄OH(p) [39]
e, Ar = C₆H₄OH(m) [39]
f, Ar = C₆H₄Cl(m) [39]
g, Ar = C₆H₄F(o) [39]
h, Ar = C₆H₄F(m) [39]
i, Ar = C₆H₄CF₃(p) [22,29]
j, Ar = C₆H₄N(CH₃)₂(p) [31]
k, Ar = C₆H₄OCH₃(p) [22,29,31]

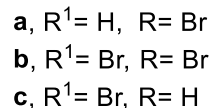
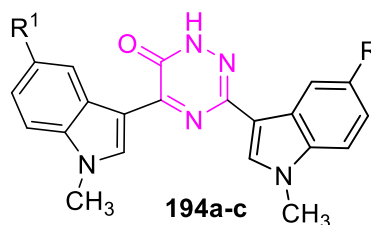
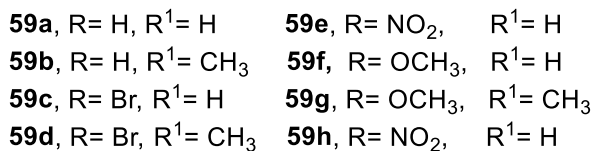
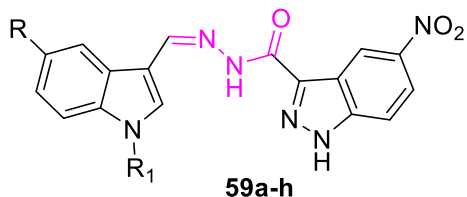


- a**, R = Br, R¹ = H, R² = CH₃
b, R = H, R¹ = H, R² = CH₃
c, R = Br, R¹ = H, R² = H
d, R = Br, R¹ = OCH₃, R² = H

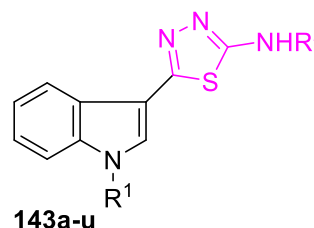
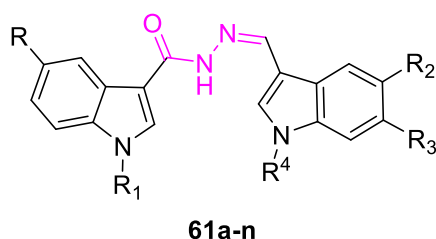


- a**, Ar = *P*-OH-C₆H₄
b, Ar = *o*-,*P*-diOH-C₆H₃
c, Ar = *P*-Cl-C₆H₄
d, Ar = *P*-F-C₆H₄
e, Ar = 2-furyl
f, Ar = 2-thienyl
g, Ar = *P*-OH, *m*-OMe-C₆H₃
h, Ar = 5-(4-methyl-1,2,3-thiadiazolyl)
i, Ar = 3-indolyl

It was reported that the (*Z*)-*N'*-((1,5-disubstituted-1*H*-indol-3-yl)methylene)-5-nitro-1*H*-indazole-3-carbohydrazides **59a-h** were evaluated as and the 3,5-bis(1,5-disubstituted-1*H*-indol-3-yl)-1,2,4-triazin-6(1*H*)-one (nortopsentin analogs) **194a-c** were evaluated as antitumor agents.^{42, 67}



It was mentioned that the bis(indolyl)hydrazone–hydrazones **61a-n** were proved to be as potent cytotoxic agents⁴⁶ and a series of 2-arylamino-5-(indolyl)-1,3,4-thiadiazoles **143a-u** as potent cytotoxic agents.⁵³



Conclusions

Indole derivatives have a wide range of biological and pharmacological activities. Specifically, 3-substituted indole derivatives have attracted particular attention to scientists due to the high biological and therapeutic importance of these compounds in all fields. All this encouraged us to search for advances in synthetic methods of the 1*H*-indole-3-carbohydrazone derivative and its reactions, in addition to the biological importance of these compounds.

Acknowledgements

The authors gratefully acknowledge the funding of the Deanship of Graduate Studies and Scientific Research, Jazan University, Saudi Arabia, through project number: **(RG24-S030)**

References

1. Fernández, S.; Arnáiz, V.; Rufo, D.; Arroyo, Y. Current Status of Indole-Derived Marine Natural Products: Synthetic Approaches and Therapeutic Applications. *Mar. Drugs* **2024**, *22* (3), 126. <https://doi.org/10.3390/md22030126>
2. Bhakhar, K. A.; Sureja, D. K.; Dhameliya, T. M. Synthetic account of indoles in search of potential anti-mycobacterial agents: a review and future insights. *J. Mol. Struct.* **2022**, *1248*, 131522.

- <https://doi.org/10.1016/j.molstruc.2021.131522>
- Shang, Y.; Wang, M.; Hao, Q.; Meng, T.; Li, L.; Shi, J.; Yang, G.; Zhang, Z.; Yang, K.; Wang, J. Development of indole-2-carbonyl piperazine urea derivatives as selective FAAH inhibitors for efficient treatment of depression and pain. *Bioorg. Chem.* **2022**, *128*, 106031.
<https://doi.org/10.1016/j.bioorg.2022.106031>
 - Barresi, E.; Baglini, E.; Poggetti, V.; Castagnoli, J.; Giorgini, D.; Salerno, S.; Taliani, S.; Da Settimo, F. Indole-Based Compounds in the Development of Anti-Neurodegenerative Agents. *Molecules* **2024**, *29* (9), 2127.
<https://doi.org/10.3390/molecules29092127>
 - Kaur, J.; Utreja, D.; Jain, N.; Sharma, S. Recent developments in the synthesis and antimicrobial activity of indole and its derivatives. *Curr. Org. Synth.* **2019**, *16* (1), 17.
<https://doi.org/10.2174/1570179415666181113144939>
 - Sharma, S.; Singh, S. The Biological and Pharmacological Potentials of Indole-based Heterocycles. *Lett. Org. Chem.* **2023**, *20* (8), 711.
<https://doi.org/10.2174/1570178620666230215121808>
 - Naz, H.; Othman, M. S.; Rahim, F.; Hussain, R.; Khan, S.; Taha, M.; Hafez, M. M.; Abdel-Hafez, L. J. M.; Ullah, H.; Khan, I. U.; et al. Investigation of novel benzimidazole-based indole/thiazole hybrids derivatives as effective anti-diabetics and anti-alzheimer's agents: Structure-activity relationship insight, in vitro and in silico approaches. *J. Mol. Struct.* **2024**, *1312*, 138592.
<https://doi.org/10.1016/j.molstruc.2024.138592>.
 - Kumar Madugula, A.; Kiran, B.; Suresh Varma Dendukuri, B. N.; Kishore, T. V. N.; Srinivasa Rao, P.; Ranagaih, G.; Jagadeesh, K. Synthesis, characterization, and evaluation of antioxidant, antimicrobial and drug likeness properties of indole containing 1,3,4-oxadiazoles. *Results Chem.* **2024**, *9*, 101664.
<https://doi.org/10.1016/j.rechem.2024.101664>.
 - Dubba, A.; Koppula, S. K. Synthesis of Indole-1,3,4-oxadiazole Based Sulfonyl 1,2,4-Oxadiazole Derivatives as EGFR Targeting Anticancer Agents. *Russ. J. Gen. Chem.* **2023**, *93* (11), 2866.
<https://doi.org/10.1134/S1070363223110178>.
 - Tekluu, B.; Vidavalur, S.; Kadiri, S. K. Synthesis and biological evaluation of 1H-(indole-5-yl)-3-substituted-1,2,4-oxadiazoles as novel 5-lox inhibitors. *J. Turk. Chem. Soc. Sect. A Chem.* **2024**, *11* (1), 11.
<https://doi.org/10.18596/jotcsa.1334005>.
 - He, B.; Hu, Y.; Xing, L.; Qing, Y.; Meng, K.; Zeng, W.; Sun, Z.; Wang, Z.; Xue, W. Antifungal Activity of Novel Indole Derivatives Containing 1,3,4-Thiadiazole. *J. Agric. Food. Chem.* **2024**, *72* (18), 10227.
<https://doi.org/10.1021/acs.jafc.3c09303>.
 - Velidandla, J. M. R.; Koppula, S. K. Synthesis of Indole-1,3,4-Oxadiazole Based Sulfonyl 1,2,3-Triazoles as Potent Anticancer and EGFR Inhibitors. *Russ. J. Bioorg. Chem.* **2023**, *49* (6), 1337.
<https://doi.org/10.1134/S1068162023060146>.
 - Alatawi, K.; Qarah, A. F.; Alharbi, H.; Alisaac, A.; Abualnaja, M. M.; Attar, R. M. S.; Alsoliemy, A.; El-Metwaly, N. M. Synthesis of designed new 1,3,4-oxadiazole functionalized pyrano [2,3-f] chromene derivatives and their antimicrobial activities. *Heliyon* **2024**, *10* (19), e38294.
<https://doi.org/10.1016/j.heliyon.2024.e38294>.
 - Maruthesh, H.; Katagi, M. S.; Samuel, J.; Aladakatti, R. H.; Nandeshwarappa, B. P. Synthesis and Characterization of Substituted 5-(2-Chloroquinolin-3-yl)-1,3,4-oxadiazole-2-amines: Computational, In Silico ADME, Molecular Docking, and Biological Activities. *Russ. J. Bioorg. Chem.* **2023**, *49* (6), 1422.
<https://doi.org/10.1134/S1068162023060225>.

15. Reddy, A. B.; Allaka, T. R.; Avuthu, V. S. R.; Kishore, P. V.; Nagarajaiah, H. Imidazole-Oxadiazole Hybrid as Potential Antimicrobial Agents: Design, Synthesis, Drug-Likeness, Pharmacophore and Molecular Docking Study. *ChemistrySelect* **2024**, 9 (32), e202401989.
<https://doi.org/10.1002/slct.202401989>
16. Kumar, M.; Rani, I.; Mujwar, S.; Narang, R.; Devgun, M.; Khokra, S. I. In-Silico Design, Synthesis, and Pharmacological Evaluation of Oxadiazole-Based Selective Cyclo-oxygenase-2 Inhibitors. *Assay Drug Dev. Technol.* **2023**, 21 (4), 166.
<https://doi.org/10.1089/adt.2022.090>.
17. Jamal, S. J.; Ahmad, M. R. Synthesis and Antioxidant Characteristics of Novel Heterocyclic Derivatives from 2-Thiol-5-Phenyl-1,3,4-Oxadiazole Compounds. *Ibn AL-Haitham Journal For Pure and Applied Sciences* **2024**, 37 (4), 334.
<https://doi.org/10.30526/37.4.3340>.
18. Zhu, L.; Tang, S.-Y.; Chen, D.-P.; Li, C.-P.; Shao, L.-H.; Ouyang, G.-P.; Wang, Z.-C.; Li, Z.-R. Synthesis and antibacterial activity of indole 3-substituted-[1, 2, 4] triazole derivatives. *Chem. Pap.* **2023**, 77 (2), 895.
<https://doi.org/10.1007/s11696-022-02393-9>
19. 1Kumar, A.; Kumar, D.; Akram, M.; Kaur, H. Synthesis and evaluation of some newer indole derivatives as anticonvulsant agents. *IJPBA* **2011**, 2 (2), 744.
<https://doi.org/10.34172/ps.2022.5>
20. Dangi, H.; Roy, A.; Chanderiya, A.; Kashaw, S.; Das, R. One pot synthesis of 3-substituted indole derivatives and their antimicrobial activity. *Mediterr. J. Chem.* **2023**, 13 (1), 42.
<https://doi.org/10.13171/mjc02302031664das-dangi>
21. DOĞANAY, D.; AYKOL, Ş. M. Ö.; ŞENTÜRK, A. M.; ÖLGEN, S. Antimicrobial Activity Studies of 3-Substituted Indole-2-one and-thione derivatives and Molecular Docking and ADME Evaluations. *EMU J.Pharm.Sci.* **2023**, 6 (1), 13.
<https://doi.org/10.54994/emujpharmsci.1202754>
22. Yeye, E. O.; AkintundeAdeniyi-Akee, M.; Ahmed, S. A.; Aboaba, S. A. In silico studies and antimicrobial investigation of synthesised novel *N*-acylhydrazone derivatives of indole. *Scientific African* **2023**, 19, e01463.
<https://doi.org/10.1016/j.sciaf.2022.e01463>.
23. Ramsamudra Nagabhushana sathish, k.; Yeriur, B. B. Synthesis And Antimicrobial Activity Of Some New2- (Substituted1H-Indol-2-Yl)-5-Phenyl-1,3,4-Thiadiazole Derivatives. *Educational Administration: Theory and Practice* **2024**, 30 (4), 7200.
<https://doi.org/10.53555/kuey.v30i4.2534>
24. Ghobish, S. A.; Mohamed, K. O.; Farag, N.; Farag, D. B. Novel indolyl 1, 2, 4-triazole derivatives as potential anti-proliferative agents: in silico studies, synthesis, and biological evaluation. *RSC Medicinal Chemistry* **2024**, 15 (1), 293.
<https://doi.org/10.1039/d3md00524k>
25. Elgubbi, A. S.; Alzahrani, A. Y. A.; El-Helw, E. A. E.; Shaban, S. S. Facile Synthesis and Antioxidant Activity Screening of Some Novel 3-Substituted Indole Derivatives. *Polycyclic Aromat. Compd.* **2024**, 44 (3), 2032.
<https://doi.org/10.1080/10406638.2023.2210729>.
26. Ngo, K.-K.-H.; Huynh, T.-K.-C.; Nguyen, T.-A.; Pham, N.-B.-H.; Nguyen, T.-H.-A.; Nguyen, T.-C.-T.; Nguyen, H.-P.; Phan, N.-K.-N.; Nguyen, T.-H.-N.; Ngoc-Phuong Ho, D.; et al. Exploration of novel 3-substituted indole derivatives through multicomponent reaction: In vitro cytotoxicity, in silico docking, and molecular dynamics. *Results Chem.* **2024**, 7, 101501.

- <https://doi.org/10.1016/j.rechem.2024.101501>.
27. Babijczuk, K.; Berdzik, N.; Nowak, D.; Warzajtis, B.; Rychlewska, U.; Starzyk, J.; Mrówczyńska, L.; Jasiewicz, B. Novel C3-Methylene-Bridged Indole Derivatives with and without Substituents at N1: The Influence of Substituents on Their Hemolytic, Cytoprotective, and Antimicrobial Activity. *Int. J. Mol. Sci.* **2024**, *25* (10), 5364.
<https://doi.org/10.3390/ijms25105364>
28. Sridhar, B. T.; Gunavanthrao Yernale, N.; Gani, R. S.; Gupta, N.; Ganachari, S. V.; Suliphuldevara Mathada, B. A concise review on recent development of indole derivatives for anticancer activities. *J. Indian Chem. Soc.* **2024**, *101* (10), 101282.
<https://doi.org/10.1016/j.jjcs.2024.101282>.
29. Mahdi, Z. H.; Alsalim, T. A.; Abdulhusein, H. A.; Majed, A. A.; Abbas, S. Synthesis, molecular docking, and anti-breast cancer study of 1-H-indol-3-Carbohydrazide and their derivatives. *Results Chem.* **2024**, *11*, 101762.
<https://doi.org/10.1016/j.rechem.2024.101762>.
30. Rani, M.; Utreja, D.; Sharma, S. Role of Indole Derivatives in Agrochemistry: Synthesis and Future Insights. *Curr. Org. Chem.* **2022**, *26* (7), 651.
<https://doi.org/10.2174/1385272826666220426103835>.
31. Farghaly, A. Synthesis, Reactions and Antimicrobial Activity of Some New Indolyl-1, 3, 4-Oxadiazole, Triazole and Pyrazole Derivatives. *J. Chin. Chem. Soc.* **2004**, *51* (1), 147.
<https://doi.org/10.1002/jccs.200400023>
32. Farghaly, A.-R. Synthesis of some new indole derivatives containing pyrazoles with potential antitumor activity. *Arkivoc* **2010**, *11*, 177.
<https://doi.org/10.3998/ark.5550190.0011.b15>
33. Farghaly, A.-R.; El-Kashef, H. Synthesis of Imidazo[1,2-c]pyrazolo [4,3-e]pyrimidines Derived From Indole and Related Heterocycles. *Monatsh. Chemie* **2006**, *137* (9), 1195.
<https://doi.org/10.1007/s00706-006-0519-8>.
34. Farghaly, A.-R.; Haider, N.; Lee, D.-H. Synthesis of New PMB-Substituted Indoles Containing 1,3,4-Oxadiazole and 1,2,4-Triazole Units. *J. Heterocycl. Chem.* **2012**, *49* (4), 799.
<https://doi.org/10.1002/jhet.864>.
35. Song, Z.-L.; Zhu, Y.; Liu, J.-R.; Guo, S.-K.; Gu, Y.-C.; Han, X.; Dong, H.-Q.; Sun, Q.; Zhang, W.-H.; Zhang, M.-Z. Diversity-oriented synthesis and antifungal activities of novel pimprinine derivative bearing a 1,3,4-oxadiazole-5-thioether moiety. *Mol. Diversity* **2021**, *25* (1), 205.
<https://doi.org/10.1007/s11030-020-10048-8>.
36. Farghaly, A.-R. A. Pyridazino[4,5-b]indoles II. Reactions and biological importance. *ARKIVOC* **2023**,(i) 202312084.
<https://doi.org/10.24820/ark.5550190.p012.084>
37. Farghaly, A.-R. A. Synthetic strategies of pyridazino[4,5-b] indoles. *ARKIVOC* **2023**,(i) 202211949.
<https://doi.org/10.24820/ark.5550190.p011.949>
38. Wu, Y.; Li, J.; Sun, J.; Wang, Y.; Liu, J.; Cheng, H. Synthesis of 3-Substituted Indoles by Yonemitsu Three-Component Reactions Accelerated in Microdroplet/Thin Film. *J. Org. Chem.* **2024**, *89* (24), 18493.
<https://doi.org/10.1021/acs.joc.4c02395>.
39. Mirfazli, S. S.; Kobarfard, F.; Firoozpour, L.; Asadipour, A.; Esfahanizadeh, M.; Tabib, K.; Shafiee, A.; Foroumadi, A. N-Substituted indole carbohydrazide derivatives: synthesis and evaluation of their antiplatelet aggregation activity. *DARU J. Pharm. Sci.* **2014**, *22* (1), 65.

- <https://doi.org/10.1186/s40199-014-0065-6>.
40. Eldehna, W. M.; Abo-Ashour, M. F.; Al-Warhi, T.; Al-Rashood, S. T.; Alharbi, A.; Ayyad, R. R.; Al-Khayal, K.; Abdulla, M.; Abdel-Aziz, H. A.; Ahmad, R.; El-Haggar, R. Development of 2-oxindolin-3-ylidene-indole-3-carbohydrazide derivatives as novel apoptotic and anti-proliferative agents towards colorectal cancer cells. *J. Enzyme Inhib. Med. Chem.* **2021**, *36* (1), 320.
<https://doi.org/10.1080/14756366.2020.1862100>.
41. Sreenivasulu, R.; Tej, M. B.; Jadav, S. S.; Sujitha, P.; Kumar, C. G.; Raju, R. R. Synthesis, anticancer evaluation and molecular docking studies of 2,5-bis(indolyl)-1,3,4-oxadiazoles, Nortopsentin analogues. *J. Mol. Struct.* **2020**, *1208*, 127875.
<https://doi.org/10.1016/j.molstruc.2020.127875>.
42. Sreenivasulu, R.; Durgesh, R.; Jadav, S. S.; Sujitha, P.; Ganesh Kumar, C.; Raju, R. R. Synthesis, anticancer evaluation and molecular docking studies of bis(indolyl) triazinones, Nortopsentin analogs. *Chem. Pap.* **2018**, *72* (6), 1369.
<https://doi.org/10.1007/s11696-017-0372-8>.
43. Mahmoud, E.; Abdelhamid, D.; Youssif, B. G. M.; Gomaa, H. A. M.; Hayallah, A. M.; Abdel-Aziz, M. Design, synthesis, and antiproliferative activity of new indole/1,2,4-triazole/chalcone hybrids as EGFR and/or c-MET inhibitors. *Arch. Pharm.* **2024**, *357* (9), 2300562.
<https://doi.org/10.1002/ardp.202300562>.
44. James, P.; Snyder, H. Indole-3-aldehyde. *Organic Syntheses* **1963**, *4*, 539.
<https://doi.org/10.1527/orgsyn.039.0030>
45. Zhang, M.-Z.; Mulholland, N.; Beattie, D.; Irwin, D.; Gu, Y.-C.; Chen, Q.; Yang, G.-F.; Clough, J. Synthesis and antifungal activity of 3-(1,3,4-oxadiazol-5-yl)-indoles and 3-(1,3,4-oxadiazol-5-yl)methyl-indoles. *Eur. J. Med. Chem.* **2013**, *63*, 22.
<https://doi.org/10.1016/j.ejmech.2013.01.038>.
46. Kumar, D.; Maruthi Kumar, N.; Ghosh, S.; Shah, K. Novel bis(indolyl)hydrazide-hydrazones as potent cytotoxic agents. *Bioorg. & Med. Chem. Lett.* **2012**, *22* (1), 212.
<https://doi.org/10.1016/j.bmcl.2011.11.031>.
47. Baumann, M.; Baxendale, I. R.; Deplante, F. A concise flow synthesis of indole-3-carboxylic ester and its derivatisation to an auxin mimic. *Beilstein J. Org. Chem.* **2017**, *13*, 2549.
<https://doi.org/10.3762/bjoc.13.251>.
48. Yar, M.; Sidra, L. R.; Pontiki, E.; Mushtaq, N.; Ashraf, M.; Nasar, R.; Khan, I. U.; Mahmood, N.; Naqvi, S. A. R.; Khan, Z. A.; Shahzad, S. A. Synthesis, in vitro lipooxygenase inhibition, docking study and thermal stability analyses of novel indole derivatives. *J. Iran. Chem. Soc.* **2014**, *11* (2), 369.
<https://doi.org/10.1007/s13738-013-0308-3>.
49. Ali, K. F.; Lazim, K. M.; Tomma, J. H. Synthesis, Characterization and Study Biological Activity of Some New 1, 3, 4-Thiadiazole and Pyrazolone Derivatives Containing Indole Ring. *Ibn AL-Haitha J. Pure Appl. Sci.* **2017**, *27* (3), 421.
<https://doi.org/10.30526/30.3.1603>
50. Alemany, A.; Fernandez-Alvarez, E.; Hernandez-Sanchez, R. Enzyme inhibitors. XI. Preparation and in vitro study of N-substituted 3-(N-methylindolyl)-and 3-(N-benzylindolyl) carbohydrazide as monoamineoxidase inhibitors. *An Quim* **1975**, *71*, 88-93.
51. Huan, L. C.; Anh, D. T.; Hai, P.-T.; Anh, L. D.; Park, E. J.; Ji, A. Y.; Kang, J. S.; Dung, D. T. M.; Oanh, D. T. K.; Tung, T. T.; et al. Design, synthesis, and evaluation of novel N'-substituted-1-(4-chlorobenzyl)-1H-indol-3-carbohydrazides as antitumor agents. *J. Enzyme Inhib. Med. Chem.* **2020**, *35* (1), 1854.

- <https://doi.org/10.1080/14756366.2020.1816997>.
52. Ibrahim, M.; Taha, M.; Almandil, N. B.; Kawde, A.-N.; Nawaz, M. Synthesis, characterization and electrochemical properties of some biologically important indole-based-sulfonamide derivatives. *BMC Chem.* **2020**, *14* (1), 38.
<https://doi.org/10.1186/s13065-020-00691-5>.
53. Kumar, D.; Kumar, N. M.; Noel, B.; Shah, K. A series of 2-arylamino-5-(indolyl)-1,3,4-thiadiazoles as potent cytotoxic agents. *Eur.J. Med. Chem.* **2012**, *55*, 432-438.
<https://doi.org/10.1016/j.ejmech.2012.06.047>.
54. Hong, V. S.; Jeong, S.; Yun, Y.; Choo, H.; Won, J.; Lee, J. 1, 3, 4-Oxadiazole-2 (3 H)-thione Analogs as PIM Kinase Inhibitors. *Bull. Korean Chem. Soc.* **2020**, *41* (10), 994.
<https://doi.org/10.1002/bkcs.12101>
55. Lei, H.; Guo, M.; Li, X.; Jia, F.; Li, C.; Yang, Y.; Cao, M.; Jiang, N.; Ma, E.; Zhai, X. Discovery of Novel Indole-Based Allosteric Highly Potent ATX Inhibitors with Great In Vivo Efficacy in a Mouse Lung Fibrosis Model. *J. Med. Chem.* **2020**, *63* (13), 7326.
<https://doi.org/10.1021/acs.jmedchem.0c00506>.
56. Wang, Y.; Chen, S.; Hu, G.; Wang, J.; Gou, W.; Zuo, D.; Gu, Y.; Gong, P.; Zhai, X. Discovery of novel 2,4-diarylamino-pyrimidine analogues as ALK and ROS1 dual inhibitors to overcome crizotinib-resistant mutants including G1202R. *Eur. J. Med. Chem.* **2018**, *143*, 123.
<https://doi.org/10.1016/j.ejmech.2017.11.008>.
57. Yao, S.-J.; Ren, Z.-H.; Wang, Y.-Y.; Guan, Z.-H. Friedel–Crafts Fluoroacetylation of Indoles with Fluorinated Acetic Acids for the Synthesis of Fluoromethyl Indol-3-yl Ketones under Catalyst- and Additive-Free Conditions. *J. Org. Chem.* **2016**, *81* (10), 4226.
<https://doi.org/10.1021/acs.joc.6b00580>.
58. Lepri, S.; Buonerba, F.; Goracci, L.; Velilla, I.; Ruzziconi, R.; Schindler, B. D.; Seo, S. M.; Kaatz, G. W.; Cruciani, G. Indole Based Weapons to Fight Antibiotic Resistance: A Structure–Activity Relationship Study. *J. Med. Chem.* **2016**, *59* (3), 867.
<https://doi.org/10.1021/acs.jmedchem.5b01219>.
59. Hu, Y.; Ruan, W.; Gao, A.; Zhou, Y.; Gao, L.; Xu, M.; Gao, J.; Ye, Q.; Li, J.; Pang, T. Synthesis and biological evaluation of novel 4, 5-bisindolyl-1, 2, 4-triazol-3-ones as glycogen synthase kinase-3 β inhibitors and neuroprotective agents. *Die Pharm. An Inter. J. Pharm. Sci.* **2017**, *72* (12), 707.
<https://doi.org/10.1691/ph.2017.7722>
60. Gupta, P.; Jain, S.; Kaushik, A. Synthesis, Characterization & Biological Evaluation of Some Azetidine derivatives., *Inter. J. Pharm.* **2016**, *3*(1), 30.
[https://doi.org/10.13040/IJPSR.0975-8232.IJP.3\(1\).30-34](https://doi.org/10.13040/IJPSR.0975-8232.IJP.3(1).30-34)
61. Tomma, J.; Ali, K.; Al-Aliawi, K. Synthesis and characterization of some new thiazolidinone derivatives containing indole ring. *J. Phys.: Conf. Ser.* **2021**, *1853*, 012029.
<https://doi.org/10.1088/1742-6596/1853/1/012029>
62. Kumar, P. B. R.; Kadiri, S. K.; Khobragade, D. S.; Priya, R. V.; Veni, C. K.; Srilakshmi, S.; Tiwari, P. Synthesis, characterization and biological investigations of some new Oxadiazoles: In-vitro and In-Silico approach. *Results Chem.* **2024**, *7*, 101241.
<https://doi.org/10.1016/j.rechem.2023.101241>.
63. Mirfazli, S. S.; Khoshneviszadeh, M.; Jeiroudi, M.; Foroumadi, A.; Kobarfard, F.; Shafiee, A. Design, synthesis and QSAR study of arylidene indoles as anti-platelet aggregation inhibitors. *Med. Chem. Res.* **2016**, *25* (1), 1-18.

- <https://doi.org/10.1007/s00044-015-1440-7>.
64. Sreenivasulu, R.; Reddy, K. T.; Sujitha, P.; Kumar, C. G.; Raju, R. R. Synthesis, antiproliferative and apoptosis induction potential activities of novel bis(indolyl)hydrazide-hydrazone derivatives. *Bioorg. & Med. Chem.* **2019**, *27* (6), 1043.
<https://doi.org/10.1016/j.bmc.2019.02.002>.
65. Angelova, V. T.; Pencheva, T.; Vassilev, N.; Simeonova, R.; Momekov, G.; Valcheva, V. New indole and indazole derivatives as potential antimycobacterial agents. *Med. Chem. Res.* **2019**, *28* (4), 485.
<https://doi.org/10.1007/s00044-019-02293-w>.
66. Angelova, V. T.; Rangelov, M.; Todorova, N.; Dangalov, M.; Andreeva-Gateva, P.; Kondeva-Burdina, M.; Karabeliov, V.; Shivachev, B.; Tchekalarova, J. Discovery of novel indole-based aroylhydrazones as anticonvulsants: Pharmacophore-based design. *Bioorg. Chem.* **2019**, *90*, 103028.
<https://doi.org/10.1016/j.bioorg.2019.103028>.
67. Sreenivasulu, R.; Sujitha, P.; Jadav, S. S.; Ahsan, M. J.; Kumar, C. G.; Raju, R. R. Synthesis, antitumor evaluation, and molecular docking studies of indole–indazolyl hydrazide–hydrazone derivatives. *Monatsh. Chem.* **2017**, *148* (2), 305.
<https://doi.org/10.1007/s00706-016-1750-6>.
68. Liu, B.; Li, R.; Li, Y.; Li, S.; Yu, J.; Zhao, B.; Liao, A.; Wang, Y.; Wang, Z.; Lu, A.; et al. Discovery of Pimprinine Alkaloids as Novel Agents against a Plant Virus. *J. Agric. Food. Chem.* **2019**, *67* (7), 1795.
<https://doi.org/10.1021/acs.jafc.8b06175>.
69. Yakkala, P. A.; Panda, S. R.; Shafi, S.; Naidu, V. G. M.; Yar, M. S.; Ubanako, P. N.; Adeyemi, S. A.; Kumar, P.; Choonara, Y. E.; Radchenko, E. V.; et al. Synthesis and Cytotoxic Activity of 1,2,4-Triazolo-Linked Bis-Indolyl Conjugates as Dual Inhibitors of Tankyrase and PI3K. *Molecules* **2022**, *27* (21), 7642.
<https://doi.org/10.3390/molecules27217642>
70. Rachakonda, S.; Naaz, F.; Ali, I.; Krs, P.; Rao, M. Synthesis and antimicrobial activity of 1, 2, 3-triazole-tethered nitroguaiacol ethers. *Asian J Pharm Clin Res* **2019**, *12* (5), 329-334.
<https://doi.org/10.22159/ajpcr.2019.v12i5.29603>
71. Naaz, F.; Neha, K.; Haider, M. R.; Shafi, S. Indole Derivatives (2010–2020) As Versatile Tubulin Inhibitors: Synthesis and structure activity Relationships. *Future Med. Chem.* **2021**, *13* (20), 1795.
<https://doi.org/10.4155/fmc-2020-0385>.
72. Naaz, F.; Ahmad, F.; Lone, B. A.; Pokharel, Y. R.; Fuloria, N. K.; Fuloria, S.; Ravichandran, M.; Pattabhiraman, L.; Shafi, S.; Shahar Yar, M. Design and synthesis of newer 1,3,4-oxadiazole and 1,2,4-triazole based Toposentin analogues as anti-proliferative agent targeting tubulin. *Bioorg. Chem.* **2020**, *95*, 103519.
<https://doi.org/10.1016/j.bioorg.2019.103519>.
73. Peng, Y.; Zhao, Z.; Liu, X.; Li, G. Microwave-assisted synthesis and biological activity of new Schiff bases derived from dimers of 4-amino-3-[3-(1-benzyl)indole]-5-thiomethyl-1,2,4-triazole. *Res. Chem. Intermed.* **2013**, *39* (4), 1897.
<https://doi.org/10.1007/s11164-012-0723-6>.
74. Das Mukherjee, D.; Kumar, N. M.; Tantak, M. P.; Datta, S.; Ghosh Dastidar, D.; Kumar, D.; Chakrabarti, G. NMK-BH2, a novel microtubule-depolymerising bis (indolyl)-hydrazide-hydrazone, induces apoptotic and autophagic cell death in cervical cancer cells by binding to tubulin at colchicine–site. *Biochimica et Biophysica Acta (BBA) - Mole. Cell Res.* **2020**, *1867* (10), 118762.
<https://doi.org/10.1016/j.bbamcr.2020.118762>.

75. Jiang, X.; Tiwari, A.; Thompson, M.; Chen, Z.; Cleary, T. P.; Lee, T. B. K. A Practical Method for N-Methylation of Indoles Using Dimethyl Carbonate. *Org. Process Res. & Dev.* **2001**, *5* (6), 604.
<https://doi.org/10.1021/op0102215>.
76. Wang, M.; Gao, M.; Miller, K. D.; Sledge, G. W.; Hutchins, G. D.; Zheng, Q.-H. The first synthesis of [11C]SB-216763, a new potential PET agent for imaging of glycogen synthase kinase-3 (GSK-3). *Bioorg. & Med. Chem. Lett.* **2011**, *21* (1), 245-249.
<https://doi.org/10.1016/j.bmcl.2010.11.026>.
77. Singh, S.; Sharma, N.; Chandra, R. The indole nucleus as a selective COX-2 inhibitor and anti-inflammatory agent (2011–2022). *Org. Chem. Front.* **2022**, *9* (13), 3624.
<https://doi.org/10.1039/d2qo00534d>
78. Safdy, M. E.; Kurchacova, E.; Schut, R. N.; Vidrio, H.; Hong, E. Tryptophan analogs. 1. Synthesis and antihypertensive activity of positional isomers. *J. Med. Chem.* **1982**, *25* (6), 723.
<https://doi.org/10.1021/jm00348a022>.
79. Saundane, A. R.; Halu, A.; Kirankumar, N. M. Synthesis and biological evaluation of some novel indole analogues containing triazolopyrimidine moiety. *Monatsh. Chem.* **2017**, *148* (8), 1497.
<https://doi.org/10.1007/s00706-017-1957-1>.
80. Wang, P.; Liu, J.; Xing, H.; Liu, Y.; Xie, W.; Zhao, G. Synthesis and anticancer activity of novel 5-(indole-2-yl)-3-substituted 1, 2, 4-oxadiazoles. *Drug Discov. & therap.* **2012**, *6* (3), 133.
<https://doi.org/10.5582/ddt.2012.v6.3.133>
81. Swain, C. J.; Baker, R.; Kneen, C.; Moseley, J.; Saunders, J.; Seward, E. M.; Stevenson, G.; Beer, M.; Stanton, J.; Watling, K. Novel 5-HT₃ antagonists. Indole oxadiazoles. *J. Med. Chem.* **1991**, *34* (1), 140.
<https://doi.org/10.1021/jm00105a021>.

Authors' Biography



Abdel-Rahman Farghaly, is professor of Organic Chemistry at Department of Chemistry, Faculty of Science, Assiut University, Egypt, he has received his B.Sc. (1989) and M.Sc. (1994) in Organic Chemistry at faculty of Science, Assiut University, he got his Ph. D through Chanel Scholarship between University of Assiut and University of Vienna (2001). His Ph.D. thesis has been performed in the Department of Drug and Natural Product Synthesis, Faculty of Life Sciences, University of Vienna, Vienna- Austria in the period from 15/10/1999 to 15/10/2001. He is interest in the field of Medicinal Chemistry, especially in the synthesis of new compounds focusing on a particular heterocyclic ring system which appears of considerable pharmaceutical

interest and total synthesis of natural Product. He is working as professor in the Department of Physical Sciences, Chemistry Division, College of Science, Jazan University, Kingdom of Saudi Arabia till now.

This paper is an open access article distributed under the terms of the Creative Commons Attribution (CC BY) license (<http://creativecommons.org/licenses/by/4.0/>)