

Synthesis of methoxychalcone derivatives with isobornyl substituents

Svetlana A. Popova*, Evgeniya V. Pavlova, and Irina Yu. Chukicheva

*Institute of Chemistry Komi Science Centre, Ural Branch of the Russian Academy of Sciences,
48 Pervomayskaya St., Syktyvkar 167000, Russian Federation*

Email: popova-sa@chemi.komisc.ru

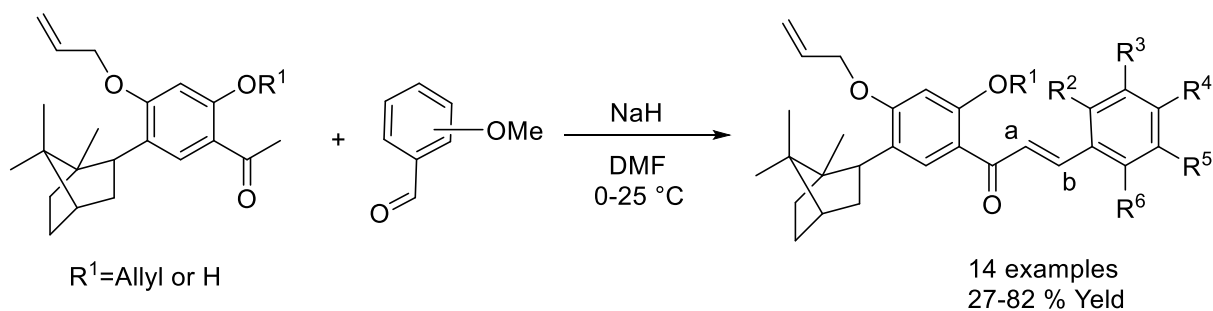
Received 01-18-2021

Accepted 04-19-2021

Published on line 06-06-2021

Abstract

A series of new methoxychalcone derivatives with an isobornyl fragment in ring A was synthesized *via* the Claisen-Schmidt condensation of O-allylated 2,4-dihydroxy-5-isobornylacetophenone with different methoxybenzaldehydes.



Keywords: Chalcones, Claisen-Schmidt condensation, allylation, methoxybenzaldehydes

Introduction

Chalcones are represented aromatic ketones with two phenyl rings form the basic structural core of many natural biologically active compounds¹⁻⁴. The large structural diversity of chalcones is due to a number, position, and type of substituents in rings A and B. Varying the substituents in the chalcone structure, it is possible to provide directional interaction with certain biological targets. The important role of methoxy groups in the B ring for inhibiting the binding of *Plasmodium falciparum* enzymes has been described⁵⁻⁷. Mellado et al. demonstrated the high antiproliferative activity of a series of methoxy-substituted chalcones in comparison with the widely used anticancer drug 5-fluorouracil⁸. Chalcone synthesized from the 3,4,5-trimethoxybenzaldehyde and 4-methoxyacetophenone has demonstrated the ability to prevent the progression of diabetic cardiomyopathy by inhibiting inflammatory reaction and leveling oxidative stress⁹. At the same time, modification of the α -position of 2',3,4,4'-tetramethoxychalcone with electron-withdrawing substituents allowed to obtain compounds capable of modulating inflammatory reactions by means of influencing the activity of heme oxygenase-1 (HO-1), the inducible activity of nitric oxide synthase and levels of cytokine expression¹⁰. Chalcone, which has 3,4,6-trimethoxy groups and 2-hydroxy groups in ring A, demonstrated antimicrobial activity¹¹.

It should be noted that bicyclic monoterpenoids attracts attention as a source of a key structural block as well as one of the pharmacophore group of biologically active molecules. Monoterpenes has been reported to be high potential substances for the synthesis of antiviral and antibacterial agents¹²⁻¹⁵. As shown previously chalcone combining in its structure the 2',4'-dihydroxylated ring A with a lipophilic myrtenyl substituent in ring B, demonstrated high antibacterial activity against gram-positive pathogens (*S. aureus*, *E. faecalis*)¹⁶.

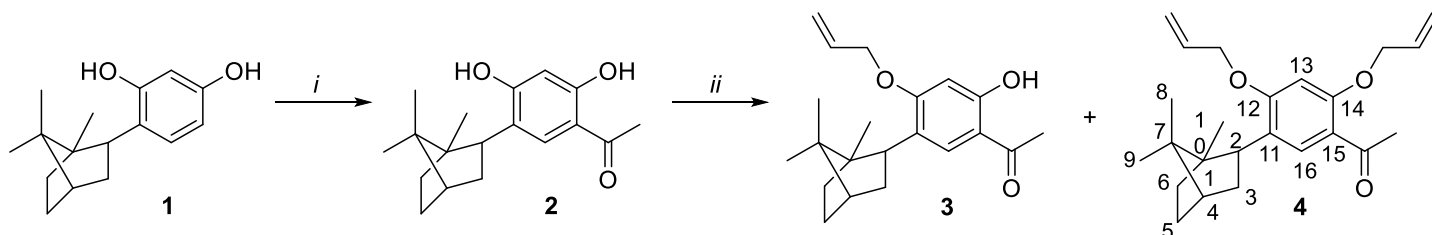
Among the many methods available for the synthesis of chalcones, the Claisen-Schmidt condensation representing an interaction of acetophenone derivatives with benzaldehyde in the presence of a catalyst is most applicable. Besides the alkali metal hydroxides different heterogeneous catalysts can be used as catalysts in this reaction, such as nanoparticles ZnO^{17,18} and MgO¹⁹, silica-supported transition metals based heterogeneous catalysts²⁰, piperidine-functionalized silica²¹, ionic liquids²² and cesium salts of 12-tungstophosphoric acid²³.

The simplicity of synthesis, high reaction capacity and a wide spectrum of pharmacological activity caused the growing interest of researches to this group of compounds. Thus, the synthesis of natural bioregulator analogs is a promising direction for obtaining compounds with new or improved characteristics. Recently, authors have published a paper on synthesis of isobornylchalcones with different substitutes in the NaOH/MeOH Claisen-Schmidt condensation of 1,3-dihydroxy-4-isobornylbenzene derivatives²⁴. It should be noted that, in previous work, 4-methoxy isobornylchalcones were obtained as by-products resulting from the based catalyzed hydrolysis of fluoro-chalcones. This article is a continuation of the research on the synthesis of an isobornylchalcone derivatives with methoxy substituents in ring A based on *O*-allylated 1,3-dihydroxy-4-isobornylacetophenone.

Results and Discussion

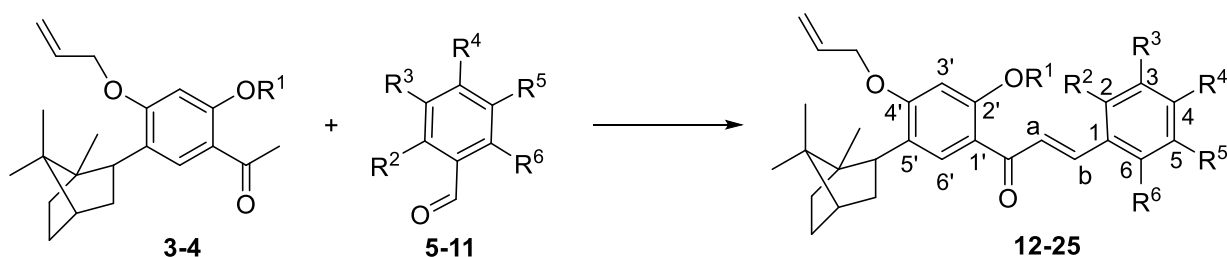
The initial 1,3-dihydroxy-4-isobornylbenzene **1** synthesized via the alkylation of resorcinol with camphene according to the known method²⁵ was racemic mixture, since the alkylation was carried out with the racemic camphene. Following acetylation of compound **1** by acetic anhydride in BF₃ Et₂O at 60 °C led to the formation of 2,4-dihydroxy-5-isobornylacetophenone **2** with 76% yield (Scheme 1). Since we synthesized chalcones using

a strong base, we preliminarily spent protected the OH groups of 1-acetyl-2,4-dihydroxy-5-isobornylbenzene **2** by *O*-allylation in the presence of K_2CO_3/KI ²⁶. Varying the temperature of the reaction mixture and the ratio of the starting reagents allowed revealing the conditions for the selective preparation of mono- or diester **3** and **4**, respectively. Allylation at 40 °C predominantly led to the formation of 1-acetyl-4-allyloxy-2-hydroxy-5-isobornylbenzene **3** with a yield of 66%. Compound **4** is formed in 72% yield at heating to 80 °C and using a twofold excess of allyl bromide. Mono- and di-*O*-allylation products **3** and **4** were isolated separately and used for further synthesis of methoxy derivatives of chalcones.



Scheme 1. Synthesis of allyloxy derivatives of 1,3-dihydroxy-4-isobornylbenzene. *Reagents and conditions:* i: Ac_2O , $BF_3 \cdot Et_2O$, 60 °C, 3 h, 76%; ii: $(CH_3)_2CO$, AllylBr, K_2CO_3/KI , heat.

Comparison of the methods for the synthesis of chalcones using the compounds **14** and **21** under $NaOH/MeOH$ and NaH/DMF conditions showed that in the first case, the yields were 30 and 40%, respectively, with a reaction time of 7 days, whereas under conditions 2, these compounds were formed in 70 and 68% yields, respectively, and reaction time 2 h (Scheme 2). The use of the sodium hydride system makes it possible to obtain methoxychalcones in high yields and in a shorter time. Thus, chalcones **12–25** were synthesized by condensation of compounds **3** and **4** with different methoxy-substituted benzaldehydes **5–11** in the presence of sodium hydride in dimethylformamide (DMF) (Scheme 2, Table 1).



Scheme 2. Synthesis of chalcones. *Reagents and conditions:* NaH , DMF, 0–25 °C.

As can be seen from Table 1, the yield of chalcones depends on the position of the methoxy groups in the aromatic ring of the starting benzaldehyde. Chalcones having a methoxy group in the *meta*-position were obtained in low yields. At the same times chalcones synthesized from the benzaldehydes with at least one methoxy groups in the *para*- or *ortho*-position were obtained in moderate or high yields. The methoxy group, which has the +M effect, in the *ortho*- and *para*-positions of the aromatic ring increases the rate of the reaction on account of further stabilizing the positive reaction center of the carbonyl group as a result of conjugation. In the case of *meta*-substituents, there is no mesomeric effect, in consequence of which the reaction rate and the yield of the target products decrease.

Table 1. Structure and yield of the methoxy chalcone derivatives

Benzaldehyde	Chalcone	R ¹	R ²	R ³	R ⁴	R ⁵	R ⁶	Yield of Chalcone, %
5	12	H	OCH ₃	H	H	H	H	55
6	13	H	H	OCH ₃	H	H	H	48
7	14	H	H	H	OCH ₃	H	H	70
8	15	H	OCH ₃	OCH ₃	H	H	H	69
9	16	H	H	OCH ₃	OCH ₃	H	H	75
10	17	H	OCH ₃	H	OCH ₃	H	OCH ₃	78
11	18	H	H	OCH ₃	OCH ₃	OCH ₃	H	49
5	19	Allyl	OCH ₃	H	H	H	H	57
6	20	Allyl	H	OCH ₃	H	H	H	27
7	21	Allyl	H	H	OCH ₃	H	H	68
8	22	Allyl	OCH ₃	OCH ₃	H	H	H	61
9	23	Allyl	H	OCH ₃	OCH ₃	H	H	82
10	24	Allyl	OCH ₃	H	OCH ₃	H	OCH ₃	78
11	25	Allyl	H	OCH ₃	OCH ₃	OCH ₃	H	47

The structures of the new methoxy-substituted chalcones with an isobornyl fragment were determined on the basis of NMR spectroscopy and mass spectrometry data. All signals of the terpene substituent and allyloxy fragment are present in the ¹H and ¹³C NMR spectra of chalcones **12–25**. In the strong field region at 3.85–3.98 ppm in the ¹H NMR spectra, characteristic singlet of methoxy groups are observed, while the signal of the protons of the CH₃ group of the acetyl fragment is absent. In the ¹H NMR spectra, signals of α-, β-protons of the double bond are observed as doublets in the range of 7.44–8.39 ppm with the spin-spin interaction constant $J = 15.5–15.9$ Hz, which indicates that the substituents at the double bond are in the *trans*-orientation. There are also signals of the protons of the aromatic ring, which correspond to the submitted structures. In the ¹³C NMR spectra, there are no signals of the carbon atom of the CH₃ group of the acetyl substituent and signals of the methoxy groups appear in the region of 55 ppm. The signal of the carbon atom of the C=O group of the initial acetophenone shifts to the strong field region from 202 to 192 ppm, moreover signals of carbon atoms at a double bond in the α, β-position are observed.

Conclusions

Thus, by the condensation reaction of mono- and diallyloxy derivatives of 1,3-dihydroxy-4-isobornylacetophenone with mono-, di- and trimethoxy-substituted benzaldehydes, a number of methoxy-substituted chalcones with an isobornyl moiety were synthesized in 27–78% yields. The structure of all the obtained compounds was confirmed by NMR spectroscopy and mass spectrometry.

Experimental Section

General

The ^1H - and ^{13}C -NMR spectra were recorded on a Bruker Avance II 300 instrument (300 MHz and 75 MHz) in (D_6) DMSO and CDCl_3 . The assignment of the atom signals of synthesized compounds was carried out using the ^1H and J-modulated ^{13}C NMR spectra, as well as using the HSQC, HMBC, NOESY, COSY techniques. The melting points were measured on a Sanyo Gallenkamp MPD 350 instrument. Mass spectra were recorded on a Thermo Finnigan LCQ Fleet instrument. The reaction progress was monitored by thin layer chromatography (TLC) on Sorbfil plates. Column chromatography was carried out on silica gel Alfa Aesar 70 / 230 μ .

The spectral data were partially obtained using the equipment of the Center of Collective Usage 'Chemistry' (Institute of Chemistry, Komi Scientific Center, Ural Branch of the RAS).

Synthesis and spectral characteristics of compounds **2-4** were described previously.²⁶

General procedure for the synthesis of chalcones

To a cooled and stirred solution of the acetophenone derivative **3** or **4** (0.3 mmol) and sodium hydride (0.3 mmol, 60% in mineral oil) in DMF (1 ml) was added dropwise the appropriate benzaldehyde **5-11** (0.3 mmol) in DMF (1 ml). The resulting mixture was stirred at room temperature and the progress of the reaction was monitored by TLC. After completion of the reaction, the mixture was diluted with water, extracted with ethyl acetate and washed with 10% HCl solution (3 \times 10 ml), and next with water until neutral reaction and dried over anhydrous Na_2SO_4 . The sought chalcone was purified by column chromatography on silica gel using petroleum ether/ethyl acetate as eluent.

Spectral characteristics synthesized compounds

3-(2-Methoxyphenyl)-1'-(5'-isobornyl-4'-allyloxy-2'-hydroxyphenyl)-propenone (12). Orange powder; 0.074 g (55%), mp 111-113 $^\circ\text{C}$. Column chromatography on silica gel, eluent PE/AcOEt, 10: 1; R_f = 0.34 (PE/AcOEt, 7:1). ^1H NMR (CDCl_3 , δ ppm, J/Hz): isobornyl fragment 0.78 (s, 3 H, C(10) H_3); 0.90 (s, 3 H, C(8) H_3); 1.01(s, 3 H, C(9) H_3); 1.29—1.51 (m, 2 H, H(5), H(6)); 1.54—1.73 (m, 2 H, H(3), H(6)); 1.86—1.98 (m, 2 H, H(5), H(4)); 2.20—2.30 (m, 1 H, H(3)); 3.31 (t, 1 H, H(2), J 9 Hz); chalcone 3.98 (s, 3 H, C(2)- OCH_3); 4.61 (d, 2 H, C(4')- O-CH_2 - $\text{CH}=\text{CH}_2$, J 4.3 Hz); 5.37 (d, 1 H, C(4')- O-CH_2 - $\text{CH}=\text{CH}_2$, H_{cis} , J 10.6 Hz); 5.53 (d, 1 H, C(4')- O-CH_2 - $\text{CH}=\text{CH}_2$, H_{trans} , J 16.7 Hz); 6.10—6.19 (m, 1 H, C(4')- O-CH_2 - $\text{CH}=\text{CH}_2$); 6.46 (s, 1 H, H(3')); 7.00 (d, 1 H, H(3), J 8.1 Hz); 7.06 (t, 1 H, H(4), J 8.2 Hz); 7.42 (t, 1 H, H(5), J 8.2 Hz); 7.61 (d, 1 H, H(6), J 8.1 Hz); 7.81 (d, 1 H, H(β), J 15.9 Hz); 7.86 (s, 1 H, H(6')); 8.13 (d, 1 H, H(α), J 15.8 Hz); 13.44 (s, 1 H, C(2') OH). ^{13}C NMR (CDCl_3 , δ ppm): 12.5 (10''); 20.3 (8''); 21.6 (9''); 27.6 (5''); 34.3 (3''); 39.6 (6''); 44.3 (2''); 45.7 (4''); 48.1 (7''); 49.5 (1''); 55.5 (C(2)- OCH_3); 68.8 (C(4')- O-CH_2 - $\text{CH}=\text{CH}_2$); 100.2 (3'); 111.2 (3); 113.3 (5'); 117.2 (1'); 117.8 (C(4')- O-CH_2 - $\text{CH}=\text{CH}_2$); 120.9 (4); 121.8 (β); 123.8 (1); 129.1 (6'); 130.4 (5); 131.7 (6); 132.4 (C(4')- O-CH_2 - $\text{CH}=\text{CH}_2$); 140.1 (α); 159.1 (2); 164.1 (4'); 164.5 (2'); 192.8 (C=O). ESI-MS m/z : calcd. for $\text{C}_{29}\text{H}_{35}\text{O}_4$ [$\text{M}+\text{H}$] $^+$ 447.59, found 447.54.

3-(3-Methoxyphenyl)-1'-(5'-isobornyl-4'-allyloxy-2'-hydroxyphenyl)-propenone (13). Yellow powder; 0.065 g (48%), mp 128—131 $^\circ\text{C}$. Column chromatography on silica gel, eluent PE/AcOEt, 50:1; R_f = 0.36 (PE/ Me_2CO , 8:1). ^1H NMR (CDCl_3 , δ ppm, J/Hz): isobornyl fragment 0.73 (s, 3 H, C(10) H_3); 0.86 (s, 3 H, C(8) H_3); 0.93 (s, 3 H, C(9) H_3); 1.29—1.47 (m, 2 H, H(5), H(6)); 1.54—1.65 (m, 2 H, H(3), H(6)); 1.78—1.96 (m, 2 H, H(5), H(4)); 2.24-2.31 (m, 1 H, H(3)); 3.28 (t, 1 H, H(2), J 9 Hz); chalcone 3.85 (s, 3 H, C(3)- OCH_3); 4.64 (d, 2 H, C(4')- O-CH_2 - $\text{CH}=\text{CH}_2$, J 4.3 Hz); 5.37 (d, 1 H, C(4')- O-CH_2 - $\text{CH}=\text{CH}_2$, H_{cis} , J 10.6 Hz); 5.54 (d, 1 H, C(4')- O-CH_2 - $\text{CH}=\text{CH}_2$, H_{trans} , J 16.6 Hz); 6.11—6.19 (m, 1 H, C(4')- O-CH_2 - $\text{CH}=\text{CH}_2$); 6.46 (s, 1 H, H(3')); 7.02 (d, 1 H, H(4), J 8.3 Hz); 7.17 (s, 1 H, H(2)); 7.28 (d, 1 H, H(6), J 8.2 Hz); 7.40 (t, 1 H, H(5), J 8.3 Hz); 7.57 (d, 1 H, H(β), J 16.1 Hz); 7.81 (s, 1 H,

H(6')); 7.87 (d, 1 H, H(α), J 15.8 Hz); 13.29 (s, 1 H, OH). ^{13}C NMR (CDCl_3 , δ ppm): 12.4 (10''); 20.2 (8''); 21.5 (9''); 27.4 (5''); 34.3 (3''); 39.5 (6''); 44.2 (2''); 45.5 (4''); 48.1 (7''); 49.5 (1''); 55.4 (C(3)-OCH₃); 69 (C(4')-O-CH₂-CH=CH₂); 100 (3'); 112.9 (5'); 113.6 (2); 116.2 (4); 117.9 (C(4')-O-CH₂-CH=CH₂); 120.9 (6); 124.2 (1'); 125.9 (β); 127.5 (1); 128.9 (5); 130.1 (6'); 132.3 (C(4')-O-CH₂-CH=CH₂); 143.9 (α); 159.9 (3); 163.3 (4'); 164.9 (2'); 191.2 (C=O). ESI-MS m/z : calcd. for C₂₉H₃₅O₄ [M+H]⁺ 447.59, found 447.51.

3-(4-Methoxyphenyl)-1'-(5'-isobornyl-4'-allyloxy-2'-hydroxyphenyl)-propenone (14). Yellow-orange powder; 0.094 g (70%), mp 146–148 °C (decomp.). Column chromatography on silica gel, eluent PE/Me₂CO, 30:1; R_f = 0.48 (PE/Me₂CO, 10:1). ^1H NMR (CDCl_3 , δ ppm, J/Hz): isobornyl fragment 0.75 (s, 3 H, C(10)H₃); 0.89 (s, 3 H, C(8)H₃); 0.98 (s, 3 H, C(9)H₃); 1.12–1.53 (m, 2 H, H(5), H(6)); 1.63–1.71 (m, 2 H, H(3), H(6)); 1.94–1.98 (m, 2 H, H(5), H(4)); 2.18–2.25 (m, 1 H, H(3)); 3.30 (t, 1 H, H(2), J 9 Hz); chalcone 3.90 (s, 3 H, C(4)-OCH₃); 4.60 (d, 2 H, C(4')-O-CH₂-CH=CH₂, J 4.3 Hz); 5.40 (d, 1 H, C(4')-O-CH₂-CH=CH₂, H_{cis} , J 10.5 Hz); 5.44 (d, 1 H, C(4')-O-CH₂-CH=CH₂, H_{trans} , J 17.2 Hz); 6.10–6.18 (m, 1 H, C(4')-O-CH₂-CH=CH₂); 6.46 (s, 1 H, H(3')); 6.99–7.06 (m, 2 H, H(2), H(6)); 7.45 (d, 1 H, H(β), J 15.4 Hz); 7.63 (d, 2 H, H(3), H(5), J 8.4 Hz); 7.81 (s, 1 H, H(6')); 7.87 (d, 1 H, H(α), J 14.3 Hz); 13.43 (s, 1 H, OH). ^{13}C NMR (CDCl_3 , δ ppm): 12.4 (10''); 20.2 (8''); 21.5 (9''); 27.4 (5''); 34.2 (3''); 39.4 (6''); 44.2 (2''); 45.6 (4''); 48.1 (7''); 49.5 (1''); 55.4 (C(4)-OCH₃); 68.9 (C(4')-O-CH₂-CH=CH₂); 100 (3'); 113.1 (5'); 117.8 (C(4')-O-CH₂-CH=CH₂); 118.1 (β); 123.7 (1'); 127.6 (1); 128.7 (6'); 130.2 (2,6); 131.9 (3,5); 132.3 (C(4')-O-CH₂-CH=CH₂); 143.9 (α); 161.7 (4); 164. (4'); 164.50 (2'); 192.2 (C=O). ESI-MS m/z : calcd. for C₂₉H₃₅O₄ [M+H]⁺ 447.59, found 447.52.

3-(2,3-Dimethoxyphenyl)-1'-(5'-isobornyl-4'-allyloxy-2'-hydroxyphenyl)-propenone (15). Yellow powder; 0.099 g (69%), mp 117–119 °C. Column chromatography on silica gel, eluent PE/AcOEt, 20:1; R_f = 0.23 (PE/AcOEt 10:1). ^1H NMR (CDCl_3 , δ ppm, J/Hz): isobornyl fragment 0.76 (s, 3 H, C(10)H₃); 0.89 (s, 3 H, C(8)H₃); 0.97 (s, 3 H, C(9)H₃); 1.28–1.50 (m, 2 H, H(5), H(6)); 1.59–1.70 (m, 2 H, H(3), H(6)); 1.87–1.95 (m, 2 H, H(5), H(4)); 2.17–2.28 (m, 1 H, H(3)); 3.29 (t, 1 H, H(2), J 9 Hz); chalcone 3.94 (s, 6 H, C(2,3)-OCH₃); 4.61 (d, 2 H, C(4')-O-CH₂-CH=CH₂, J 4.2 Hz); 5.37 (d, 1 H, C(4')-O-CH₂-CH=CH₂, H_{cis} , J 10.4 Hz); 5.53 (d, 1 H, C(4')-O-CH₂-CH=CH₂, H_{trans} , J 16.8 Hz); 6.03–6.18 (m, 1 H, C(4')-O-CH₂-CH=CH₂); 6.46 (s, 1 H, H(3')); 7.02 (d, 1 H, H(4), J 8.4 Hz); 7.16 (t, 1 H, H(5), J 8.3 Hz); 7.24 (d, 1 H, H(6), J 8.3 Hz); 7.77 (d, 1 H, H(β), J 15.6 Hz); 7.84 (s, 1 H, H(6')); 8.12 (d, 1 H, H(α), J 16 Hz); 13.42 (s, 1 H, OH). ^{13}C NMR (CDCl_3 , δ ppm): 12.4 (10''); 20.2 (8''); 21.6 (9''); 27.4 (5''); 34.2 (3''); 39.5 (6''); 44.3 (2''); 45.6 (4''); 48.1 (7''); 48.9 (1''); 55.8 (C(3)-OCH₃); 61.1 (C(2)-OCH₃); 68.8 (C(4')-O-CH₂-CH=CH₂); 100.3 (3'); 113.2 (5'); 114.2 (4); 117.8 (C(4')-O-CH₂-CH=CH₂); 120.8 (6); 122.5 (β); 123.9 (1'); 124.2 (5); 128.9 (6'); 129.1 (1); 132.4 (C(4')-O-CH₂-CH=CH₂); 139.2 (α); 153.3 (3); 164.4 (2); 164.6 (4'); 164.9 (2'); 192.5 (C=O). ESI-MS m/z : calcd. for C₃₀H₃₇O₅ [M+H]⁺ 477.60, found 477.34.

3-(3,4-Dimethoxyphenyl)-1'-(5'-isobornyl-4'-allyloxy-2'-hydroxyphenyl)-propenone (16). Orange powder; 0.108 g (75%), mp 111–113 °C. Column chromatography on silica gel, eluent PE/AcOEt, 15:1; R_f = 0.34 (PE/AcOEt, 10:1). ^1H NMR (CDCl_3 , δ ppm, J/Hz): isobornyl fragment 0.77 (s, 3 H, C(10)H₃); 0.89 (s, 3 H, C(8)H₃); 0.99 (s, 3 H, C(9)H₃); 1.35–1.51 (m, 2 H, H(5), H(6)); 1.57–1.69 (m, 2 H, H(3), H(6)); 1.82–1.99 (m, 2 H, H(5), H(4)); 2.27–2.35 (m, 1 H, H(3)); 3.3 (t, 1 H, H(2), J 9 Hz); chalcone 3.97 (s, 6 H, C(3,4)-OCH₃); 4.61 (d, 2 H, C(4')-O-CH₂-CH=CH₂, J 4.2 Hz); 5.38 (d, 1 H, C(4')-O-CH₂-CH=CH₂, H_{cis} , J 10.6 Hz); 5.55 (d, 1 H, C(4')-O-CH₂-CH=CH₂, H_{trans} , J 16.8 Hz); 6.11–6.19 (m, 1 H, C(4')-O-CH₂-CH=CH₂); 6.45 (s, 1 H, H(3')); 6.96 (d, 1 H, H(5), J 8.1 Hz); 7.17 (s, 1 H, H(2)); 7.27 (d, 1 H, H(6), J 8.2 Hz); 7.44 (d, 1 H, H(β), J 15.7 Hz); 7.81 (s, 1 H, H(6')); 7.85 (d, 1 H, H(α), J 15.9 Hz); 13.34 (s, 1 H, OH). ^{13}C NMR (CDCl_3 , δ ppm): 12.5 (10''); 20.3 (8''); 21.6 (9''); 27.4 (5''); 34.5 (3''); 39.6 (6''); 44.2 (2''); 45.6 (4''); 48.1 (7''); 49.5 (1''); 56 (C(3,4)-OCH₃); 69 (C(4')-O-CH₂-CH=CH₂); 100 (3'); 111.04 (2); 111.30 (5); 113.1 (5'); 117.8 (C(4')-O-CH₂-CH=CH₂); 118.6 (β); 122.8 (6); 123.9 (1'); 128.8 (6'); 129.1 (1); 132.4 (C(4')-O-CH₂-CH=CH₂); 144.1 (α); 149.3 (3); 151.5 (4); 164.1 (4'); 164.4 (2'); 192.1 (C=O). ESI-MS m/z : calcd. for C₃₀H₃₇O₅ [M+H]⁺ 477.60, found 477.34.

3-(2,4,6-Trimethoxyphenyl)-1'-(5'-isobornyl-4'-allyloxy-2'-hydroxyphenyl)-propenone (17). Orange powder; 0.118 g (78%), mp 184–187 °C. Column chromatography on silica gel, eluent PE/AcOEt, 15:1; R_f = 0.31 (PE/Me₂CO, 5:1). ¹H NMR (CDCl₃, δ ppm, *J*/Hz): isobornyl fragment 0.77 (s, 3 H, C(10)H₃); 0.89 (s, 3 H, C(8)H₃); 0.99 (s, 3 H, C(9)H₃); 1.26–1.48 (m, 2 H, H(5), H(6)); 1.57–1.68 (m, 2 H, H(3), H(6)); 1.88–1.96 (m, 2 H, H(5), H(4)); 2.18–2.27 (m, 1 H, H(3)); 3.28 (t, 1 H, H(2), *J* 9 Hz); chalcone 3.93 (s, 3 H, C(4)-OCH₃); 4.02 (s, 6 H, C(2,6)-OCH₃); 4.61 (d, 2 H, C(4')-O-CH₂-CH=CH₂, *J* 4.1 Hz); 5.35 (d, 1 H, C(4')-O-CH₂-CH=CH₂, *H*cis, *J* 10.6 Hz); 5.52 (d, 1 H, C(4')-O-CH₂-CH=CH₂, *H*trans, *J* 16.8 Hz); 6.05–6.14 (m, 1 H, C(4')-O-CH₂-CH=CH₂); 6.15 (s, 2 H, H(3), H(5)); 6.47 (s, 1 H, H(3')); 7.88 (s, 1 H, H(6')); 8.06 (d, 1 H, H(β), *J* 15.8 Hz); 8.39 (d, 1 H, H(α), *J* 15.9 Hz); 13.41 (s, 1 H, OH). ¹³C NMR (CDCl₃, δ ppm): 12.5 (10''); 20.3 (8''); 21.5 (9''); 27.6 (5''); 33.9 (3''); 39.5 (6''); 44.4 (2''); 45.6 (4''); 47.9 (7''); 49.6 (1''); 55.3 (C(4)-OCH₃); 55.6 (C(2,6)-OCH₃); 68.8 (C(4)-O-CH₂-CH=CH₂); 90.8 (3,5); 100.1 (3'); 106.1 (5'); 115.2 (1'); 117.8 (C(4')-O-CH₂-CH=CH₂); 121.6 (β); 123.9 (1); 129.1 (6'); 133.2 (C(4')-O-CH₂-CH=CH₂); 134.6 (α); 163.2 (4); 164.2 (2,6); 164.8 (4'); 165.1 (2'); 192.7 (C=O). ESI-MS *m/z*: calcd. for C₃₁H₃₉O₆ [M+H]⁺ 507.63, found 507.49.

3-(3,4,5-Trimethoxyphenyl)-1'-(5'-isobornyl-4'-allyloxy-2'-hydroxyphenyl)-propenone (18). Yellow powder; 0.074 g (49%), mp 146–148 °C. Column chromatography on silica gel, eluent PE/AcOEt, 20:1; R_f = 0.38 (PE/Me₂CO, 5:1). ¹H NMR (CDCl₃, δ ppm, *J*/Hz): isobornyl fragment 0.78 (s, 3 H, C(10)H₃); 0.89 (s, 3 H, C(8)H₃); 1.10 (s, 3 H, C(9)H₃); 1.29–1.47 (m, 2 H, H(5), H(6)); 1.59–1.65 (m, 2 H, H(3), H(6)); 1.85–1.92 (m, 2 H, H(5), H(4)); 2.14–2.22 (m, 1 H, H(3)); 3.31 (t, 1 H, H(2), *J* 9 Hz); chalcone 3.96 (s, 9 H, C(3,4,5)-OCH₃); 4.61 (d, 2 H, C(4')-O-CH₂-CH=CH₂, *J* 4.3 Hz); 5.36 (d, 1 H, C(4')-O-CH₂-CH=CH₂, *H*cis, *J* 10.6 Hz); 5.53 (d, 1 H, C(4')-O-CH₂-CH=CH₂, *H*trans, *J* 16.8 Hz); 6.07–6.15 (m, 1 H, C(4')-O-CH₂-CH=CH₂); 6.46 (s, 1 H, H(3')); 6.89 (s, 2 H, H(2), H(6)); 7.45 (d, 1 H, H(β), *J* 15.9 Hz); 7.76 (d, 1 H, H(α), *J* 15.7 Hz); 7.82 (s, 1 H, H(6')); 13.34 (s, 1 H, OH). ¹³C NMR (CDCl₃, δ ppm): 12.5 (10''); 20.4 (8''); 21.5 (9''); 27.4 (5''); 34.6 (3''); 39.7 (6''); 44.2 (2''); 45.7 (4''); 48.1 (7''); 49.4 (1''); 56.2 (C(4)-OCH₃); 61.1 (C(3,5)-OCH₃); 68.9 (C(4')-O-CH₂-CH=CH₂); 100.1 (3'); 105.7 (2,6); 112.4 (5'); 117.8 (C(4')-O-CH₂-CH=CH₂); 120.2 (β); 124.1 (1'); 128.9 (6'); 130.4 (1); 132.3 (C(4')-O-CH₂-CH=CH₂); 143.9 (α); 153.5 (4); 156.1 (3,5); 164.2 (4'); 164.4 (2'); 192 (C=O). ESI-MS *m/z*: calcd. for C₃₁H₃₉O₆ [M+H]⁺ 507.63, found 507.52.

3-(2-Methoxyphenyl)-1'-(5'-isobornyl-2',4'-diallyloxyphenyl)-propenone (19). Pale yellow oil; 0.083 g (57%). Column chromatography on silica gel, eluent PE/Me₂CO, 15:1; R_f = 0.25 (PE/Me₂CO 7: 1). ¹H NMR (CDCl₃, δ ppm, *J*/Hz): isobornyl fragment 0.76 (s, 3 H, C(10)H₃); 0.86 (s, 3 H, C(8)H₃); 0.93 (s, 3 H, C(9)H₃); 1.26–1.49 (m, 2 H, H(5), H(6)); 1.57–1.64 (m, 2 H, H(3), H(6)); 1.80–1.97 (m, 2 H, H(5), H(4)); 2.27–2.34 (m, 1 H, H(3)); 3.29 (t, 1 H, H(2), *J* 9 Hz); chalcone; 3.90 (s, 3 H, C(2)-OCH₃); 4.61 (d, 2 H, C(4')-O-CH₂-CH=CH₂, *J* 4.2 Hz); 4.67 (d, 2 H, C(2')-O-CH₂-CH=CH₂, *J* 5.3 Hz); 5.30 (d, 1 H, C(4')-O-CH₂-CH=CH₂, *H*cis, *J* 10.5 Hz); 5.37 (d, 1 H, C(2')-O-CH₂-CH=CH₂, *H*cis, *J* 10.6 Hz); 5.48 (d, 1 H, C(4')-O-CH₂-CH=CH₂, *H*trans, *J* 16.9 Hz); 5.54 (d, 1 H, C(2')-O-CH₂-CH=CH₂, *H*trans, *J* 15.5 Hz); 6.02–6.19 (m, 2 H, C(4')-O-CH₂-CH=CH₂ and C(2')-O-CH₂-CH=CH₂); 6.48 (s, 1 H, H(3')); 6.94 (d, 1 H, H(3), *J* 8.4 Hz); 6.98 (t, 1 H, H(4), *J* 8.4 Hz); 7.36 (t, 1 H, H(5), *J* 8.3 Hz); 7.63 (d, 1 H, H(6), *J* 8.3 Hz); 7.73 (d, 1 H, H(β), *J* 15.9 Hz); 7.86 (s, 1 H, H(6')); 8.09 (d, 1 H, H(α), *J* 15.7 Hz). ¹³C NMR (CDCl₃, δ ppm): 12.4 (10''); 20.3 (8''); 21.4 (9''); 27.5 (5''); 33.9 (3''); 39.6 (6''); 44.4 (2''); 45.7 (4''); 48.1 (7''); 49.6 (1''); 55.4 (C(2)-OCH₃); 68.7 (C(4')-O-CH₂-CH=CH₂); 69.9 (C(2')-O-CH₂-CH=CH₂); 97.2 (3'); 111.2 (3); 117.5 (C(4')-O-CH₂-CH=CH₂); 117.7 (C(2')-O-CH₂-CH=CH₂); 120.6 (4); 121.3 (5'); 124.6 (1'); 125.3 (1); 128.1 (β); 128.4 (6'); 128.6 (5); 131.1 (6); 132.8 (C(4')-O-CH₂-CH=CH₂, C(2')-O-CH₂-CH=CH₂); 136.9 (α); 157.4 (2); 158.6 (4'); 161.7 (2'); 190.9 (C=O). ESI-MS *m/z*: calcd. for C₃₂H₃₉O₄ [M+H]⁺ 487.65, found 487.44.

3-(3-Methoxyphenyl)-1'-(5'-isobornyl-2',4'-diallyloxyphenyl)-propenone (20). Pale yellow oil; 0.039 g (27%). Column chromatography on silica gel, eluent PE/Me₂CO, 20:1; R_f = 0.39 (PE/Me₂CO, 5: 1). ¹H NMR (CDCl₃, δ ppm, *J*/Hz): isobornyl fragment 0.74 (s, 3 H, C(10)H₃); 0.85 (s, 3 H, C(8)H₃); 0.92 (s, 3 H, C(9)H₃); 1.29–1.48 (m, 2 H, H(5), H(6)); 1.58–1.63 (m, 2 H, H(3), H(6)); 1.79–1.96 (m, 2 H, H(5), H(4)); 2.26–2.34 (m, 1 H, H(3)); 3.27

(t, 1 H, H(2), J 9 Hz); chalcone 3.86 (s, 3 H, C(3)-OCH₃); 4.62 (d, 2 H, C(4')-O-CH₂-CH=CH₂, J 4.3 Hz); 4.66 (d, 2 H, C(2')-O-CH₂-CH=CH₂, J 5.5 Hz); 5.31 (d, 1 H, C(4')-O-CH₂-CH=CH₂, *Hcis*, J 10.6 Hz); 5.37 (d, 1 H, C(2')-O-CH₂-CH=CH₂, *Hcis*, J 10.5 Hz); 5.48 (d, 1 H, C(4')-O-CH₂-CH=CH₂, *Htrans*, J 16.7 Hz); 5.54 (d, 1 H, C(2')-O-CH₂-CH=CH₂, *Htrans*, J 15.5 Hz); 6.05–6.19 (m, 2 H, C(4')-O-CH₂-CH=CH₂ and C(2')-O-CH₂-CH=CH₂); 6.47 (s, 1 H, H(3')); 6.95 (d, 1 H, H(4), J 8.2 Hz); 7.14 (s, 1 H, H(2)); 7.21 (d, 1 H, H(6), J 8.3 Hz); 7.32 (t, 1 H, H(5), J 8.2 Hz); 7.66–7.70 (m, 2 H, H(α, β)); 7.87 (s, 1 H, H(6')). ¹³C NMR (CDCl₃, δ ppm): 12.4 (10''); 20.2 (8''); 21.5 (9''); 27.5 (5''); 33.9 (3''); 39.6 (6''); 44.4 (2''); 45.6 (4''); 48.1 (7''); 49.7 (1''); 55.3 (C(3)-OCH₃); 68.9 (C(4')-O-CH₂-CH=CH₂); 69.9 (C(2')-O-CH₂-CH=CH₂); 97.1 (3'); 108.4 (5'); 112.9 (2); 115.8 (4); 117.5 (C(4')-O-CH₂-CH=CH₂); 117.9 (C(2')-O-CH₂-CH=CH₂); 120.8 (1'); 121.1 (6); 125.4 (1); 127.9 (β); 128.5 (5); 129.7 (6'); 132.8 (C(4')-O-CH₂-CH=CH₂, C(2')-O-CH₂-CH=CH₂); 137.1 (3); 141.3 (α); 157.6 (4'); 159.8 (2'); 191.6 (C=O). ESI-MS m/z : calcd. for C₃₂H₃₉O₄ [M+H]⁺ 487.65, found 487.42.

3-(4-Methoxyphenyl)-1'-(5'-isobornyl-2',4'-diallyloxyphenyl)-propenone (21). Light yellow solid; 0.099 g (68%), mp 105–107 °C. Column chromatography on silica gel, eluent PE/AcOEt, 20:1; R_f = 0.29 (PE/Me₂CO, 5:1). ¹H NMR (CDCl₃, δ ppm, J /Hz): isobornyl fragment 0.74 (s, 3 H, C(10)H₃); 0.85 (s, 3 H, C(8)H₃); 0.92 (s, 3 H, C(9)H₃); 1.29–1.48 (m, 2 H, H(5), H(6)); 1.56–1.66 (m, 2 H, H(3), H(6)); 1.79–1.96 (m, 2 H, H(5), H(4)); 2.26–2.33 (m, 1 H, H(3)); 3.28 (t, 1 H, H(2), J 9 Hz); chalcone 3.87 (s, 3 H, C(4)-OCH₃); 4.61 (d, 2 H, C(4')-O-CH₂-CH=CH₂, J 4.2 Hz); 4.66 (d, 2 H, C(2')-O-CH₂-CH=CH₂, J 5.4 Hz); 5.31 (d, 1 H, C(4')-O-CH₂-CH=CH₂, *Hcis*, J 10.5 Hz); 5.48 (d, 1 H, C(2')-O-CH₂-CH=CH₂, *Hcis*, J 10.5 Hz); 5.52 (d, 1 H, C(4')-O-CH₂-CH=CH₂, *Htrans*, J 16.8 Hz); 5.54 (d, 1 H, C(2')-O-CH₂-CH=CH₂, *Htrans*, J 15.3 Hz); 6.05–6.17 (m, 2 H, C(4')-O-CH₂-CH=CH₂, C(2')-O-CH₂-CH=CH₂); 6.47 (s, 1 H, H(3')); 6.93 (d, 2 H, H(2), H(6), J 8.4 Hz); 7.50–7.59 (m, 3 H, H(β), H(3), H(5)); 7.70 (d, 1 H, H(α), J 15.6 Hz); 7.85 (s, 1 H, H(6')). ¹³C NMR (CDCl₃, δ ppm): 12.1 (10''); 20.2 (8''); 21.4 (9''); 27.5 (5''); 33.8 (3''); 39.5 (6''); 44.4 (2''); 45.6 (4''); 48.1 (7''); 49.6 (1''); 55.3 (C(4)-OCH₃); 68.9 (C(4')-O-CH₂-CH=CH₂); 69.9 (C(2')-O-CH₂-CH=CH₂); 97.1 (3'); 114.2 (2,6); 117.1 (5'); 117.5 (C(4')-O-CH₂-CH=CH₂); 117.8 (C(2')-O-CH₂-CH=CH₂); 125.3 (1); 125.5 (β); 128.3 (1'); 129.9 (3,5); 130.9 (6'); 132.8 (C(4')-O-CH₂-CH=CH₂, C(2')-O-CH₂-CH=CH₂); 141.4 (α); 157.4 (4); 161.1 (4'); 161.7 (2'); 190.5 (C=O). ESI-MS m/z : calcd. for C₃₂H₃₉O₄ [M+H]⁺ 487.65, found 487.44.

3-(2,3-Dimethoxyphenyl)-1'-(5'-isobornyl-2',4'-diallyloxyphenyl)-propenone (22). Pale yellow oil; 0.094 g (61%). Column chromatography on silica gel, eluent PE/Me₂CO, 15:1; R_f = 0.36 (PE/Me₂CO, 5:1). ¹H NMR (CDCl₃, δ ppm, J /Hz): isobornyl fragment 0.74 (s, 3 H, C(10)H₃); 0.85 (s, 3 H, C(8)H₃); 0.92 (s, 3 H, C(9)H₃); 1.29–1.51 (m, 2 H, H(5), H(6)); 1.56–1.63 (m, 2 H, H(3), H(6)); 1.84–1.90 (m, 2 H, H(5), H(4)); 2.26–2.33 (m, 1 H, H(3)); 3.27 (t, 1 H, H(2), J 9 Hz); chalcone 3.89 (s, 3 H, C(3)-OCH₃); 3.91 (s, 3 H, C(2)-OCH₃); 4.61 (d, 2 H, C(4')-O-CH₂-CH=CH₂, J 4.4 Hz); 4.67 (d, 2 H, C(2')-O-CH₂-CH=CH₂, J 5.6 Hz); 5.29 (d, 1 H, C(4')-O-CH₂-CH=CH₂, *Hcis*, J 10.3 Hz); 5.38 (d, 1 H, C(2')-O-CH₂-CH=CH₂, *Hcis*, J 10.4 Hz); 5.46 (d, 1 H, C(4')-O-CH₂-CH=CH₂, *Htrans*, J 17.1 Hz); 5.53 (d, 1 H, C(2')-O-CH₂-CH=CH₂, *Htrans*, J 15.4 Hz); 6.03–6.18 (m, 2 H, C(4')-O-CH₂-CH=CH₂ and C(2')-O-CH₂-CH=CH₂); 6.46 (s, 1 H, H(3')); 6.95 (d, 1 H, H(4), J 8.3 Hz); 7.08 (t, 1 H, H(5), J 8.3 Hz); 7.27 (d, 1 H, H(6), J 8.3 Hz); 7.72 (d, 1 H, H(β), J 15.7 Hz); 7.88 (s, 1 H, H(6')); 8.05 (d, 1 H, H(α), J 15.9 Hz). ¹³C NMR (CDCl₃, δ ppm): 12.4 (10''); 20.3 (8''); 20.5 (9''); 27.5 (5''); 33.9 (3''); 39.6 (6''); 44.4 (2''); 45.6 (4''); 48 (7''); 49.6 (1''); 55.9 (C(3)-OCH₃); 61.4 (C(2)-OCH₃); 68.9 (C(4')-O-CH₂-CH=CH₂); 69.9 (C(2')-O-CH₂-CH=CH₂); 97.1 (3'); 113.5 (4); 117.5 (C(4')-O-CH₂-CH=CH₂); 117.9 (C(2')-O-CH₂-CH=CH₂); 119.3 (6); 121 (5'); 123.9 (5); 125.4 (1'); 128.8 (β); 129.9 (1); 131.1 (6'); 132.8 (C(4')-O-CH₂-CH=CH₂, C(2')-O-CH₂-CH=CH₂); 136 (α); 148.9 (3); 153.2 (2); 157.6 (4'); 161.9 (2'); 190.5 (C=O). ESI-MS m/z : calcd. for C₃₃H₄₁O₅ [M+H]⁺ 517.67, found 517.36.

3-(3,4-Dimethoxyphenyl)-1'-(5'-isobornyl-2',4'-diallyloxyphenyl)-propenone (23). Light yellow solid; 0.127 g (82%), mp 120–122 °C. Column chromatography on silica gel, eluent PE/Me₂CO, 15:1; R_f = 0.19 (PE/Me₂CO, 5:1). ¹H NMR (CDCl₃, δ ppm, J /Hz): isobornyl fragment 0.70 (s, 3 H, C(10)H₃); 0.81 (s, 3 H, C(8)H₃); 0.88 (s, 3 H,

C(9)H₃); 1.25—1.47 (m, 2 H, H(5), H(6)); 1.55—1.62 (m, 2 H, H(3), H(6)); 1.81—1.95 (m, 2 H, H(5), H(4)); 2.26—2.32 (m, 1 H, H(3)); 3.24 (t, 1 H, H(2), *J* 9 Hz); chalcone: 3.90 (s, 3 H, C(4)-OCH₃); 3.91 (s, 3 H, C(3)-OCH₃); 4.57 (d, 2 H, C(4')-O-CH₂-CH=CH₂, *J* 4.1 Hz); 4.62 (d, 2 H, C(2')-O-CH₂-CH=CH₂, *J* 5.3 Hz); 5.26 (d, 1 H, C(4')-O-CH₂-CH=CH₂, *Hcis*, *J* 10.5 Hz); 5.33 (d, 1 H, C(2')-O-CH₂-CH=CH₂, *Hcis*, *J* 10.6 Hz); 5.45 (d, 1 H, C(4')-O-CH₂-CH=CH₂, *Htrans*, *J* 16.9 Hz); 5.51 (d, 1 H, C(2')-O-CH₂-CH=CH₂, *Htrans*, *J* 15.5 Hz); 6.01—6.15 (m, 2 H, C(4')-O-CH₂-CH=CH₂ and C(2')-O-CH₂-CH=CH₂); 6.43 (s, 1 H, H(3')); 6.86 (d, 1 H, H(5), *J* 8.2 Hz); 7.12 (s, 1 H, H(2)); 7.15 (d, 1 H, H(6), *J* 8.3 Hz); 7.53 (d, 1 H, H(β), *J* 15.7 Hz); 7.64 (d, 1 H, H(α), *J* 15.9 Hz); 7.82 (s, 1 H, H(6')). ¹³C NMR (CDCl₃, δ ppm): 12.4 (10''); 18.2 (8''); 20.3 (9''); 27.5 (5''); 33.9 (3''); 39.6 (6''); 44.4 (2''); 45.6 (4''); 48 (7''); 49.6 (1''); 55.9 (C(3,4)-OCH₃); 68.9 (C(4')-O-CH₂-CH=CH₂); 69.9 (C(2')-O-CH₂-CH=CH₂); 97.1 (3'); 109.8 (2); 111.1 (5); 117.5 (C(4')-O-CH₂-CH=CH₂); 117.7 (C(2')-O-CH₂-CH=CH₂); 121.1 (5'); 122.9 (6); 125.4 (1'); 125.6 (β); 128.6 (1); 131.1 (6'); 132.8 (C(4')-O-CH₂-CH=CH₂, C(2')-O-CH₂-CH=CH₂); 141.6 (α); 149.2 (4); 150.8 (3); 157.4 (4'); 161.7 (2'); 190.3 (C=O). ESI-MS *m/z*: calcd. for C₃₃H₄₁O₅ [M+H]⁺ 517.67, found 517.33.

3-(2,4,6-Trimethoxyphenyl)-1'-(5'-isobornyl-2',4'-diallyloxyphenyl)propenone (24). Pale yellow oil; 0.128 g (78%). Column chromatography on silica gel, eluent PE/Me₂CO, 20:1; *R_f* = 0.23 (PE/Me₂CO, 5: 1). ¹H NMR (CDCl₃, δ ppm, *J*/Hz): isobornyl fragment 0.74 (s, 3 H, C(10)H₃); 0.84 (s, 3 H, C(8)H₃); 0.91 (s, 3 H, C(9)H₃); 1.29—1.48 (m, 2 H, H(5), H(6)); 1.55—1.62 (m, 2 H, H(3), H(6)); 1.78—1.89 (m, 2 H, H(5), H(4)); 2.24—2.31 (m, 1 H, H(3)); 3.28 (t, 1 H, H(2), *J* 9 Hz); chalcone 3.87 (s, 9 H, C(2,4,6)-OCH₃); 4.58 (d, 2 H, C(4')-O-CH₂-CH=CH₂, *J* 4.3 Hz); 4.65 (d, 2 H, C(2')-O-CH₂-CH=CH₂, *J* 5.5 Hz); 5.26 (d, 1 H, C(4')-O-CH₂-CH=CH₂, *Hcis*, *J* 10.5 Hz); 5.35 (d, 1 H, C(2')-O-CH₂-CH=CH₂, *Hcis*, *J* 10.6 Hz); 5.47 (d, 1 H, C(4')-O-CH₂-CH=CH₂, *Htrans*, *J* 16.9 Hz); 5.53 (d, 1 H, C(2')-O-CH₂-CH=CH₂, *Htrans*, *J* 15.2 Hz); 6.01—6.11 (m, 2 H, C(4')-O-CH₂-CH=CH₂ and C(2')-O-CH₂-CH=CH₂); 6.14 (s, 2 H, H(3), H(5)); 6.46 (s, 1 H, H(3')); 7.78 (s, 1 H, H(6')); 7.91 (d, 1 H, H(β), *J* 15.6 Hz); 8.18 (d, 1 H, H(α), *J* 15.9 Hz). ¹³C NMR (CDCl₃, δ ppm): 12.4 (10''); 20.3 (8''); 20.5 (9''); 27.5 (5''); 33.9 (3''); 39.6 (6''); 44.4 (2''); 45.7 (4''); 48 (7''); 49.6 (1''); 55.3 (C(4)-OCH₃); 55.6 (C(2,6)-OCH₃); 68.8 (C(4')-O-CH₂-CH=CH₂); 70.1 (C(2')-O-CH₂-CH=CH₂); 90.5 (3,5); 97.6 (3'); 106.9 (5'); 117.1 (C(4')-O-CH₂-CH=CH₂); 117.3 (C(2')-O-CH₂-CH=CH₂); 122.3 (1'); 124.9 (1); 127.4 (β); 130.8 (6'); 133.1 (C(4')-O-CH₂-CH=CH₂, C(2')-O-CH₂-CH=CH₂); 133.5 (α); 157 (4); 160.9 (2,6); 161.5 (4'); 162.6 (2'); 192.7 (C=O). ESI-MS *m/z*: calcd. for C₃₄H₄₃O₆ [M+H]⁺ 547.29, found 547.27.

3-(3,4,5-Trimethoxyphenyl)-1'-(5'-isobornyl-2',4'-diallyloxyphenyl)propenone (25). Pale yellow oil; 0.077 g (47%). Column chromatography on silica gel, eluent PE/Me₂CO, 15:1; *R_f* = 0.28 (PE/Me₂CO, 5: 1). ¹H NMR (CDCl₃, δ ppm, *J*/Hz): isobornyl fragment 0.71 (s, 3 H, C(10)H₃); 0.88 (s, 3 H, C(8)H₃); 0.92 (s, 3 H, C(9)H₃); 1.28—1.45 (m, 2 H, H(5), H(6)); 1.59—1.63 (m, 2 H, H(3), H(6)); 1.77—1.88 (m, 2 H, H(5), H(4)); 2.23—2.32 (m, 1 H, H(3)); 3.28 (t, 1 H, H(2), *J* 9 Hz); chalcone 3.91 (s, 9 H, C(3,4,5)-OCH₃); 4.62 (d, 2 H, C(4')-O-CH₂-CH=CH₂, *J* 4.2 Hz); 4.66 (d, 2 H, C(2')-O-CH₂-CH=CH₂, *J* 5.4 Hz); 5.35 (d, 1 H, C(4')-O-CH₂-CH=CH₂, *Hcis*, *J* 10.5 Hz); 5.39 (d, 1 H, C(2')-O-CH₂-CH=CH₂, *Hcis*, *J* 10.6 Hz); 5.51 (d, 1 H, C(4')-O-CH₂-CH=CH₂, *Htrans*, *J* 16.8 Hz); 5.54 (d, 1 H, C(2')-O-CH₂-CH=CH₂, *Htrans*, *J* 15.2 Hz); 6.07—6.13 (m, 2 H, C(4')-O-CH₂-CH=CH₂ and C(2')-O-CH₂-CH=CH₂); 6.47 (s, 1 H, H(3')); 6.85 (s, 2 H, H(2), H(6)); 7.59 (d, 1 H, H(β), *J* 16 Hz); 7.68 (d, 1 H, H(α), *J* 15.7 Hz); 7.87 (s, 1 H, H(6')). ¹³C NMR (CDCl₃, δ ppm): 12.4 (10''); 20.2 (8''); 20.3 (9''); 27.5 (5''); 33.9 (3''); 39.5 (6''); 44.4 (2''); 45.5 (4''); 48 (7''); 49.7 (1''); 56.1 (C(4)-OCH₃); 60.9 (C(3,5)-OCH₃); 68.9 (C(4')-O-CH₂-CH=CH₂); 69.8 (C(2')-O-CH₂-CH=CH₂); 96.6 (3'); 105.5 (2,6); 117.6 (C(4')-O-CH₂-CH=CH₂); 117.9 (C(2')-O-CH₂-CH=CH₂); 120.3 (5'); 125.4 (1'); 126.9 (β); 131.1 (1); 131.2 (6'); 133.1 (C(4')-O-CH₂-CH=CH₂, C(2')-O-CH₂-CH=CH₂); 138.2 (4); 141.4 (α); 153.4 (3,5); 157.5 (4'); 161.9 (2'); 190 (C=O). ESI-MS *m/z*: calcd. for C₃₄H₄₃O₆ [M+H]⁺ 547.29, found 547.69.

Acknowledgements

This work was financially supported by the Ministry of Science and Higher Education of the Russian Federation (State Assignment, Reg. No. AAAA-A21-121011190042-0).

Supplementary Material

Copies of spectra of compounds **12**, **16**, **18**, **20**, **23**, **25** are provided in the supplementary material file available on the Publisher's web site.

References

1. Aminath Rajeena, C. H.; Nayak, P. S.; Ganesh, G.; Kamat, V.; Revanasiddappa, B. C.; Kumar, H. *Heterocycl Lett.* **2018**, *8*, 49–59.
<http://heteroletters.org/graphicalabs/Vol8issue12018.pdf>
2. Rozmer, Z.; Perjési, P. *Phytochem. Rev.* **2016**, *15*, 87–120.
<https://doi.org/10.1007/s11101-014-9387-8>
3. Mirossay, L.; Varinská, L.; Mojžiš, J. *Int. J. Mol. Sci.* **2018**, *19*, 27.
<https://doi.org/10.3390/ijms19010027>
4. Choudhary, N.; Kumar, A.; Juyal, V. *Pharm. Chem.* **2018**, *10*, 106–109.
<https://www.derpharmachemica.com/pharma-chemica/synthesis-sar-and-biological-evaluation-of-chalcone-derivatives-as-antiulcer-agents-14973.html>
5. Yadav, N.; Dixit, S. K.; Bhattacharya, A.; Mishra, L. C.; Sharma, M.; Awasthi, S. K.; Bhasin, V. K. *Chem. Biol. Drug Des.* **2012**, *80* (2), 340–347.
<https://doi.org/10.1111/j.1747-0285.2012.01383.x>
6. Awasthi, S. K.; Mishra, N.; Kumar, B.; Sharma, M.; Bhattacharya, A.; Mishra, L. C.; Bhasin, V. K. *Med. Chem. Res.* **2009**, *18* (6), 407–420.
<https://doi.org/10.1007/s00044-008-9137-9>
7. Suwito, H.; Jumina; Mustofa; Pudjiastuti, P.; Fanani, M. Z.; Kimata-Aruga, Y.; Katahira, R.; Kawakami, T.; Fujiwara, T.; Hase, T.; Sirat, H. M.; Puspaningsih, N. N. T. *Molecules.* **2014**, *19*, 21473–21488.
<https://doi.org/10.3390/molecules191221473>
8. Mellado, M.; Madrid, A.; Reyna, M.; Weinstein-Oppenheimer, C.; Mella, J.; Salas, C. O.; Sánchez, E.; Cuellar, M. *Med. Chem. Res.* **2018**, *27*, 2414–2425.
<https://doi.org/10.1007/s00044-018-2245-2>
9. You, S.; Qian, J.; Sun, C.; Zhang, H.; Ye, S.; Chen, T.; Xu, Z.; Wang, J.; Huang, W.; Liang, G. *J. Cell. Mol. Med.* **2018**, *22* (3), 1931–1943.
<https://doi.org/10.1111/jcmm.13477>
10. Rücker, H.; Al-Rifai, N.; Rasclé, A.; Gottfried, E.; Brodziak-Jarosz, L.; Gerhäuser, C.; Dickd, T. P.; Amslinger, S. *Org. Biomol. Chem.* **2015**, *13* (1), 3040–3047.
<https://doi.org/10.1039/c4ob02301c>
11. Teixeira, M. R.; Santos, H. S.; Bandeira, P. N.; Juliao, M. S. S.; Freire, P. T. C.; Lima, V. N.; Cruz, B. G.; da Silva, P. T.; Coutinho, H. D. M.; Sena Jr, D. M. *J. Mol. Struct.* **2019**, *1179*, 739–748.

- <https://doi.org/10.1016/j.molstruc.2018.11.075>
12. Dong, J.; Chen, S.; Li, R.; Cui, W.; Jiang, H.; Ling, Y.; Yang, Z.; Hu, W. *Eur. J. Med. Chem.* **2016**, *108*, 605-615.
<https://doi.org/10.1016/j.ejmech.2015.12.013>
13. Khomenko, T. M.; Zarubaev, V. V.; Orshanskaya, I. R.; Kadyrova, R. A.; Sannikova, V. A.; Korchagina, K. P. Volcho, D. V.; Salakhutdinov, N. F. *Bioorg. Med. Chem. Lett.* **2017**, *27*, 2920–2925.
<https://doi.org/10.1016/j.bmcl.2017.04.091>
14. Yang, W.; Chen, X.; Li, Y.; Guo, S.; Wang, Z.; Yu, X. *Natur. Prod. Commun.* **2020**, *15* (3), 1934578X20903555.
<https://doi.org/10.1177/1934578X20903555>
15. Cirri, M.; Mura, P.; Corvi Mora, P. *Int. J. Pharm.* **2007**, *30*, 84–91.
<https://doi.org/10.1016/j.ijpharm.2007.03.021>
16. Feng, L.; Maddox, M. M.; Zahidul Alam, Md.; Tsutsumi, L. S.; Narula, G.; Bruhn, D. F.; Wu, X.; Sandhaus, S.; Lee, R. B.; Simmons, C. J.; Tse-Dinh, Y.-C.; Hurdle, J. G.; Lee, R. E.; Sun, D. *J. Med. Chem.* **2014**, *57* (20), 8398–8420.
<https://doi.org/10.1021/jm500853v>
17. Li, Z.; Zhao, H.; Han, H.; Liu, Y.; Song, J.; Guo, W.; Chu, W.; Sun, Z.; Li, Z. *Tetrahedron Letters*, **2017**, *58* (42), 3984–3988.
<https://doi.org/10.1016/j.tetlet.2017.09.011>
18. Tamuly, C.; Saikia, I.; Hazarika, M.; Bordoloi, M.; Hussain, N.; Das, M. R.; Deka, K. *RSC Advances*, **2015**, *5* (12), 8604–8608.
<https://doi.org/10.1039/C4RA14225J>
19. Roy, B.; Roy, A. S.; Panda, A. B.; Islam, S. M.; Chattopadhyay, A. P. *Chem. Select*, **2016**, *1* (15), 4778–4784.
<https://doi.org/10.1002/slct.201600380>
20. Sultan, A.; Shajahan, S.; Ahamad, T.; Alshehri, S. M.; Sajjad, N.; Mehr, un N.; Rehman, M. H.; Khalid, L. Torun. M.; Acevedo, R. *Monatshefte für Chem. – Chem. Monthly*, **2020**, *151*, 123–133.
<https://doi.org/10.1007/s00706-019-02534-z>
21. Khan, K.; Siddiqui, Z. N. *Appl. Organometallic Chem.* **2014**, *28* (10), 789–796.
<https://doi.org/10.1002/aoc.3200>
22. Kamble, S. S.; Shankarling, G. S. *Chem. Select*, **2017**, *2* (5), 1917–1924.
<https://doi.org/10.1002/slct.201700034>
23. Rafiee, E.; Rahimi, F.; *Monatshefte für Chem. – Chem. Monthly*, **2013**, *144*, 361–367.
<https://doi.org/10.1007/s00706-012-0814-5>
24. Popova, S. A.; Pavlova, E. V.; Chukicheva I. Yu. *Russ. Chem. Bull.* **2020**, *69*(11), 2198-2204.
<https://doi.org/10.1007/s11172-020-3022-1>
25. Chukicheva, I. Yu.; Fedorova, I. V.; Buravlev, E. V.; Kuchin, A. V.; Suponitskii, K. Yu. *Russ. J. Gen. Chem. (Engl. Transl.)* **2012**, *82*, 1425–1431.
<https://doi.org/10.1134/S1070363212080154>
26. Zhang, M.-Z.; Zhang, R. R.; Wang, J. Q.; Yu, X.; Zhang, Y.-L.; Wang, Q.-Q.; Zhang, W.-H. *Eur. J. Med. Chem.* **2016**, *124*, 10–16.
<https://doi.org/10.1016/j.ejmech.2016.08.012>

This paper is an open access article distributed under the terms of the Creative Commons Attribution (CC BY) license (<http://creativecommons.org/licenses/by/4.0/>)²