

Synthesis of 4-alkylamino-6-arylamino-5-nitrosopyrimidines via intramolecular oxidation-reduction reactions of *N*-alkyl-*N*-(6-arylamino-5-nitropyrimidin-4-yl)glycinates

Virginija Jakubkienė, Vytautas Linkus, and Inga Čikotienė*

Institute of Chemistry, Faculty of Chemistry and Geosciences, Vilnius University, Naugarduko St. 24,
LT-03225 Vilnius, Lithuania
E-mail: inga.cikotiene@chf.vu.lt

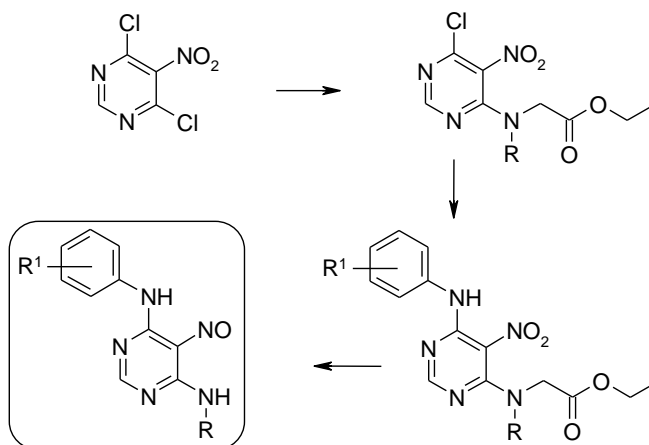
Received 07-07-2018

Accepted 08-27-2018

Published on line 09-14-2018

Abstract

5-Nitrosopyrimidines are important scaffolds due to their unique structural and chemical properties, notable biological activities, and utilization in the syntheses of condensed heterocycles. A series of new 4-alkylamino-6-arylamino-5-nitrosopyrimidines are synthesized by intramolecular oxidation-reduction reactions of the corresponding ethyl-*N*-alkyl-*N*-(6-arylamino-5-nitropyrimidin-4-yl)glycinates. The title compounds exist as mixtures of two rotamers in CDCl₃ solutions.

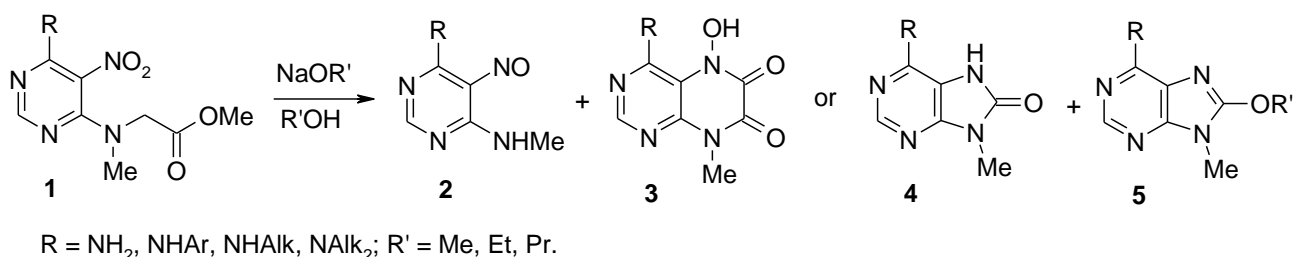


Keywords: Intramolecular oxidation-reduction, 5-nitrosopyrimidines, 5-hydroxypteridine-6,7-diones

Introduction

Pyrimidines represent an important group of heterocyclic compounds exhibiting a broad spectrum of biological activity.¹⁻⁵ The pyrimidine moiety is a building block for new drugs coming to market almost every year. As examples, compounds for the treatment of metastatic BRAF-mutant melanoma (Dadrafenib mesylate) or the cure of pulmonary arterial hypertension (Macitentan and Riociguat) contain the pyrimidine ring.⁶ 5-Nitrosopyrimidines, and their complexes with platinum, palladium, rhodium and iridium have been shown to exhibit antifungal,⁷ antimicrobial,⁸ and antiproliferative activity,^{9,10} and it is known that 4,6-disubstituted-5-nitrosopyrimidines possess CDK1- and CDK2-inhibitory activity.¹¹⁻¹⁴ Recently, we have found that some 4,6-diamino-substituted-5-nitrosopyrimidines are able to inhibit growth of solid tumors from human cancer cell lines with GI₅₀ values in the ranges 3.1–7.2 μM, but do not cause apoptosis.¹⁵ 5-Nitrosopyrimidines are useful intermediates for the preparation of various condensed pyrimidine derivatives,^{7,16,17} so they can be useful as building blocks in organic synthesis.

5-Nitrosopyrimidines with an electron-donating group at position 2 are usually prepared by direct nitrosation of the corresponding pyrimidines with sodium nitrite in aqueous acid or with isopentyl nitrite under neutral conditions.^{7,13,17-20} Some time ago, we found that 2-unsubstituted-5-nitrosopyrimidines (**2**) can be prepared also *via* intramolecular oxidation-reduction reactions of methyl-*N*-methyl-*N*-(5-nitro-6-substituted pyrimidin-4-yl)glycinates (**1**) in basic media. Some by-products (pteridines **3** and purine derivatives **4** and **5**) can also be formed in these reactions as shown in Scheme 1.^{15,21,22}



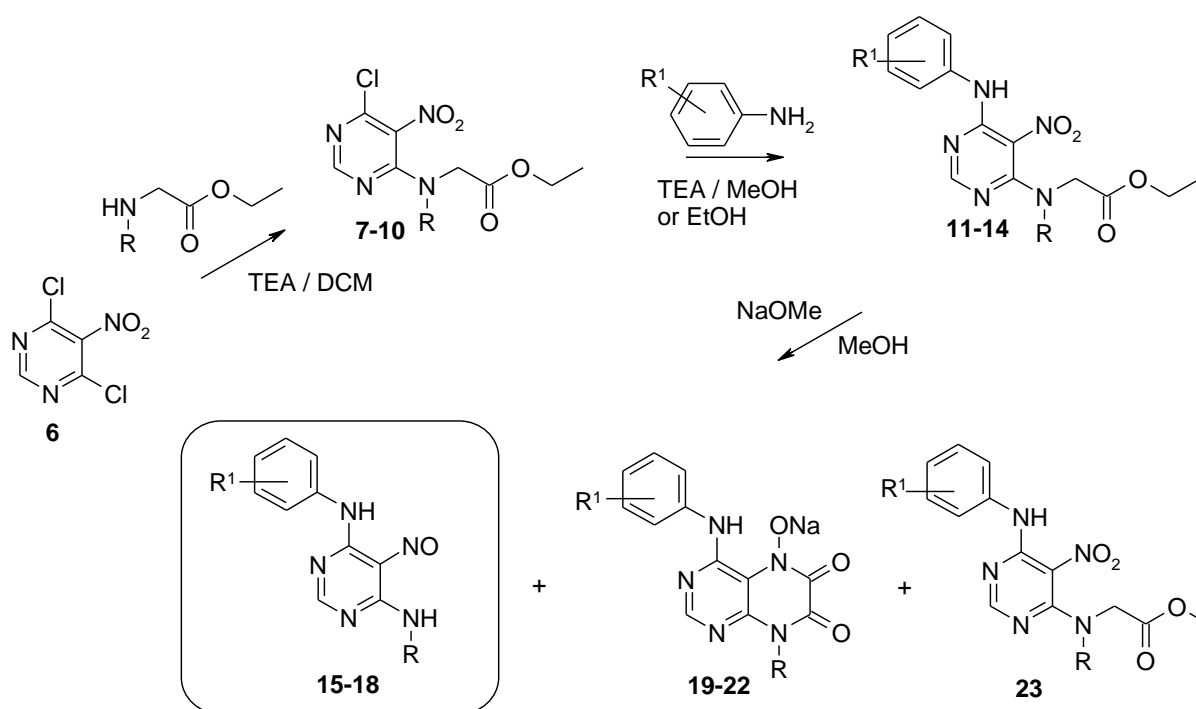
Scheme 1. Previous results of intramolecular oxidation-reduction reactions of methyl-*N*-methyl-*N*-(5-nitro-substituted pyrimidin-4-yl)glycinates.

In our previous work,²² we have found that the outcomes of these transformations depend strongly on the nature of the substituent R at position 6 of the pyrimidine ring. Thus, methyl-*N*-methyl-*N*-(5-nitropyrimidin-4-yl)glycinates bearing amino and arylamino groups at the pyrimidine position 6, on reaction with alkoxides, are converted into the corresponding 6-substituted 4-methylamino-5-nitrosopyrimidines. Their reactions with sodium alkoxides, on the other hand, yield mixtures of 6-alkylamino-4-methylamino-5-nitrosopyrimidines (**2**) and 5-hydroxy-8-methyl-5,8-dihydropteridine-6,7-diones (**3**). Finally, after similar treatment, methyl *N*-(6-dialkylamino-5-nitropyrimidin-4-yl)-*N*-methylglycinates are converted into the corresponding 6-dialkylamino-9-methylpurin-8-ones (**4**) and 8-alkoxy-6-dialkylamino-9-methylpurines (**5**). Therefore, with the aim of extending the scope of this method to prepare a greater variety of substituted nitrosopyrimidines, a number of ethyl-*N*-alkyl-*N*-(6-arylamino-5-nitropyrimidin-4-yl)glycinates (**11-14**) were synthesized, and subjected to the intramolecular oxidation-reduction reactions as shown in Scheme 2.

Results and Discussion

The starting compound 4,6-dichloro-5-nitropyrimidine (**6**) was treated with an equivalent amount of an ethyl *N*-alkylglycinate in the presence of triethylamine at room temperature (Scheme 2). This nucleophilic substitution reaction resulted in formation of ethyl-*N*-(6-chloro-5-nitropyrimidin-4-yl)-*N*-substituted glycinate compounds (**7-10**) in 75-89% yields. In all cases, the substitution reactions were completed within 30 minutes.

Next, compounds **7-10** were reacted with various arylamines in the presence of triethylamine under reflux in methanol or ethanol for 1 h to form the corresponding ethyl-*N*-alkyl-*N*-(6-arylamino-5-nitropyrimidin-4-yl)glycinates (**11-14**) in 43-96% yields. This second substitution depends on the electronic effects of the substituent on the arylamines. Electron-rich arylamines reacted with compounds **7-10** smoothly on reflux in methanol. For substitution of the second chlorine by 3-trifluoromethylaniline, however, refluxing at the slightly higher boiling-point temperature of ethanol was required.



R = isopropyl (**7**, **11a-f**, **15a-e**, **19f**); cyclopropyl (**8**, **12a-f**, **16a-f**, **20c**, **20e**, **20f**, **23a**, **23c**, **23e**); cyclopentyl (**9**, **13a-f**, **17a-f**, **21f**); cyclohexyl (**10**, **14a-f**, **18a-f**, **22f**). R¹ = 4-OCH₃ (a: **11-14**, **15-18**, **23**); 4-OC₂H₅ (b: **11-14**, **15-18**); 4-OC₃H₇ (c: **11-14**, **15-18**, **20**, **23**); 3,4-OCH₃ (d: **11-14**, **15-18**); 3,4,5-OCH₃ (e: **11-14**, **15-18**, **20**, **23**); 3-CF₃ (f: **11-14**, **16-22**).

Scheme 2. Synthesis of ethyl *N*-alkyl-*N*-(6-arylamino-5-nitropyrimidin-4-yl)glycinates (**11-14**) and their reactions with sodium methoxide.

With the ethyl-*N*-alkyl-*N*-(6-arylamino-5-nitropyrimidin-4-yl)glycinates (**11-14**) in hand, we investigated their intramolecular oxidation-reduction reactions by treatment with an equivalent of sodium methoxide in methanol at room temperature. 4-Alkylamino-6-arylamino-5-nitrosopyrimidines (**15-18**) were the major products of these reactions (Table 1). In a number of cases, however, along with compounds **15-18**, the formation of 5-hydroxypteridine-6,7-diones (**19-22**) and/or trans-esterification methyl-esters products (**23**), were observed. From the data presented in Table 1, it is clear that pteridines **19-22** are formed as secondary products when starting esters **11-14** have electron-withdrawing groups in the 6-position of the pyrimidine ring.

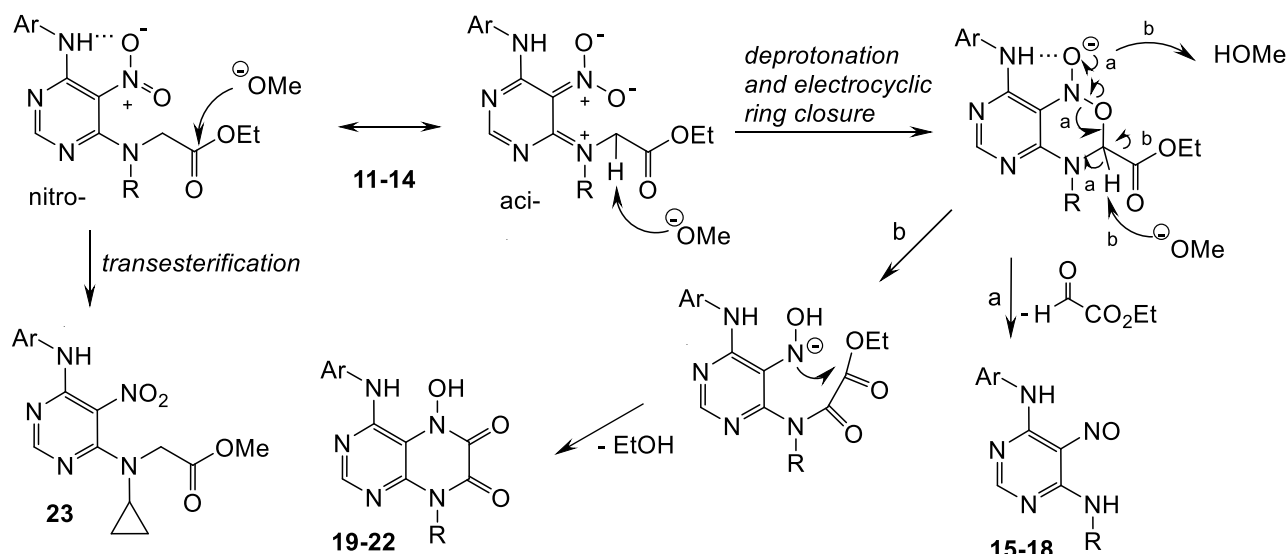
The transesterification products **23** were formed only from ethyl-*N*-cyclopropyl-*N*-(6-arylamino-5-nitropyrimidin-4-yl)glycinates (**12**).

Table 1. Products from the reactions of compounds **11-14** with sodium methoxide

Starting compound	R	R ¹	Product (yield)		
			15-18	19-22	23
11a	isopropyl	4-OCH ₃	15a (50%)	-	-
11b	isopropyl	4-OC ₂ H ₅	15b (76%)	-	-
11c	isopropyl	4-OC ₃ H ₇	15c (93%)	-	-
11d	isopropyl	3,4-OCH ₃	15d (64%)	-	-
11e	isopropyl	3,4,5-OCH ₃	15e (83%)	-	-
11f	isopropyl	3-CF ₃	-	19f (48%)	-
12a	cyclopropyl	4-OCH ₃	16a (53%)	-	23a (37%)
12b	cyclopropyl	4-OC ₂ H ₅	16b (64%)	-	-
12c	cyclopropyl	4-OC ₃ H ₇	16c (40%)	20c (30%)	23c (25%)
12d	cyclopropyl	3,4-OCH ₃	16d (52%)	-	-
12e	cyclopropyl	3,4,5-OCH ₃	16e (12%)	20e (59%)	23e (4%)
12f	cyclopropyl	3-CF ₃	16f (9%)	20f (79%)	-
13a	cyclopentyl	4-OCH ₃	17a (77%)	-	-
13b	cyclopentyl	4-OC ₂ H ₅	17b (85%)	-	-
13c	cyclopentyl	4-OC ₃ H ₇	17c (70%)	-	-
13d	cyclopentyl	3,4-OCH ₃	17d (98%)	-	-
13e	cyclopentyl	3,4,5-OCH ₃	17e (70%)	-	-
13f	cyclopentyl	3-CF ₃	17f (10%)	21f (63%)	-
14a	cyclohexyl	4-OCH ₃	18a (85%)	-	-
14b	cyclohexyl	4-OC ₂ H ₅	18b (85%)	-	-
14c	cyclohexyl	4-OC ₃ H ₇	18c (77%)	-	-
14d	cyclohexyl	3,4-OCH ₃	18d (72%)	-	-
14e	cyclohexyl	3,4,5-OCH ₃	18e (81%)	-	-
14f	cyclohexyl	3-CF ₃	18f (16%)	22f (61%)	-

Mechanistically, the intramolecular oxidation-reduction reactions of *N*-substituted-*N*-(5-nitropyrimidin-4-yl)glycinates start from the base-induced electrocyclic ring closure of the *aci*-forms of glycinates **11-14** as shown in Scheme 3. Next, there are two oxadiazine ring-cleavage pathways. Pathway *a* leads to elimination of the CHO-CO₂C₂H₅ molecule, and the formation of the desired 5-nitrosopyrimidines **15-18**. When the arylamino group in the 6-position of the pyrimidine moiety has electron-withdrawing groups, however, cleavage can proceed partially via pathway *b*, followed by recyclization to pteridinones **19-22**. Additionally, we believe that the strained cyclopropane ring in *N*-cyclopropyl-*N*-(6-arylamino-5-nitropyrimidin-4-yl)glycinates (**12**) is destabilizing the *aci*-form; therefore, some side transesterification reactions can occur. This hypothesis is supported by the comparison of UV/Vis spectra of *N*-isopropyl-*N*-[6-(4-propyloxyphenyl)arylamino-5-nitropyrimidin-4-yl]glycinate (**11c**) and *N*-cyclopropyl-*N*-[6-(4-propyloxyphenyl)arylamino-5-nitropyrimidin-4-yl]glycinate (**12c**) (Figure 1). As can be seen from the spectra, the *N*-isopropyl derivative **11c** has absorption maximum at a longer wavelength (364 nm) than *N*-cyclopropyl glycinate **12c** (348 nm). It is clear that the bathochromic shift and

hyperchromic effect observed in the *N*-isopropyl-*N*-[6-(4-propyloxyphenyl)arylamino-5-nitropyrimidin-4-yl]glycinate (**11c**) spectra are caused by dominance of the *aci*-resonance form.



Scheme 3. Reaction mechanism for formation of compounds **15-23**.

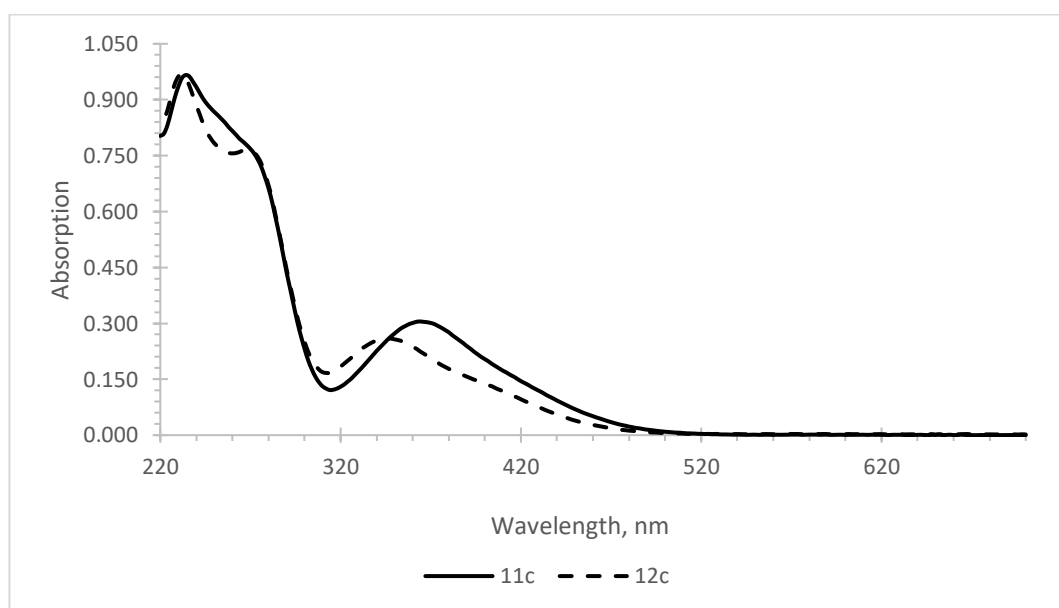
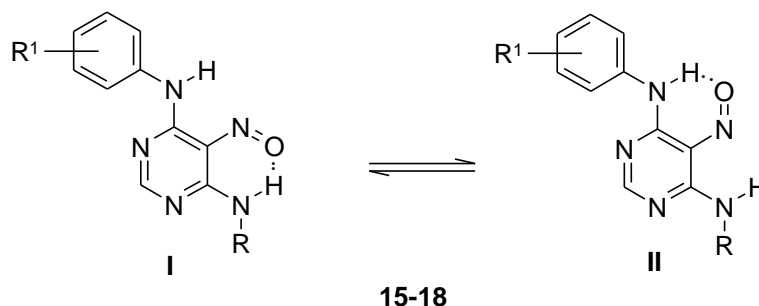


Figure 1. UV/Vis Absorption spectra of *N*-isopropyl-*N*-[6-(4-propyloxyphenyl)arylamino-5-nitropyrimidin-4-yl]glycinate (**11c**) and *N*-cyclopropyl-*N*-[6-(4-propyloxyphenyl)arylamino-5-nitropyrimidin-4-yl]glycinate (**12c**).

The synthesized products **15-23** were characterized by spectroscopic methods. In the NMR spectra of 5-nitrosopyrimidines (**15-18**), two sets of signals were observed. As is known from previous studies,^{21,23} the nitroso-group in 5-nitrosopyrimidines with amino substituents in the neighboring 4- and 6-positions can form stable intramolecular hydrogen bonds; therefore, two rotamers (**I** and **II**) are possible (Scheme 4). M. Dračinsky and co-authors explained this structural behavior of nitrosopyrimidines.^{20,24-26}



Scheme 4. Proposed rotamer formation from intramolecular hydrogen bonding between nitroso-group in 5-nitrosopyrimidines and amino-substituents in neighboring 4- and 6-positions.

The observed ratios of rotamers **I** and **II** in CDCl₃ are presented in Table 2. In almost all cases, the ratio of the two rotamers was approximately 1: 1. In the case of the electron-withdrawing 3-trifluoromethylanilino group in position 6 of the pyrimidine ring, however, intramolecular hydrogen bonding between the ArNH and NO groups becomes weaker. Therefore, in the solutions of compounds **16f**, **17f** and **18f**, the rotamers **I** dominate.

Table 2. Approximates ratios of rotamers **I** : **II** of 4-alkylamino-6-arylamino-5-nitrosopyrimidines (**15-18**) in CDCl₃ at room temperature (calculated from ¹H NMR spectra)

R ¹ (compd.)→ R (compd.)↓	4-OCH ₃ (a)	4-OC ₂ H ₅ (b)	4-OC ₃ H ₇ (c)	3,4-OCH ₃ (d)	3,4,5-OCH ₃ (e)	3-CF ₃ (f)
isopropyl (15)	5 : 6	1 : 1	1 : 1	1 : 1	1 : 1	
cyclopropyl (16)	1 : 1	1 : 1	1 : 1	1 : 1	1 : 1	5 : 3
cyclopentyl (17)	1 : 1	1 : 1	1 : 1	1 : 1	5 : 4	15 : 8
cyclohexyl (18)	1 : 1	1 : 1	1 : 1	1 : 1	5 : 4	11 : 6

Conclusions

In summary, a series of new 4-alkylamino-6-arylamino-5-nitrosopyrimidines were synthesized by treatment of various ethyl-*N*-alkyl-*N*-(6-arylamino-5-nitropyrimidin-4-yl)glycinates with sodium methoxide in methanol. In a number of these intramolecular oxidation-reduction reactions with corresponding 5-nitrosopyrimidine derivatives, the formation of 5-hydroxypteridine-6,7-diones and/or transesterification methyl-ester products were observed. In CDCl₃ solution, 4-alkylamino-6-arylamino-5-nitrosopyrimidines exist as a mixture of two rotamers.

Experimental Section

General. Melting points were determined in open capillaries with a digital melting point IA9100 series apparatus (Thermo Fisher Scientific) and are uncorrected. All reactions and purities of the synthesized compounds were monitored by TLS using Silica gel 60 F₂₅₄ aluminum plates (Merck). Visualization was accomplished by UV light. Column chromatography was performed using Silica gel 60 (0.040–0.063 mm) (Merck). Infrared spectra were

recorded on an FTIR spectrophotometer Spectrum BX II (Perkin Elmer). NMR spectra were recorded on a Varian Unity INOVA (300 and 75 MHz, respectively) or Bruker Ascend 400 (400 and 100 MHz, respectively). ^1H NMR and ^{13}C NMR were referenced to residual solvent peaks. High Resolution Mass Spectrometry (HRMS) analyses were carried out on a Dual-ESI Q-TOF 6520 (Agilent Technologies) mass spectrometer. The following abbreviations were used to identify the multiplicities: s = singlet, d = doublet, t = triplet, q = quartet, m = multiplet, sext = sextet, br = broad.

Synthesis of ethyl-*N*-(6-chloro-5-nitropyrimidin-4-yl)-*N*-substituted glycinate (7-10)

To a cooled to 5 °C suspension of 4,6-dichloro-5-nitropyrimidine (**6**) (1.94 g, 10 mmol) and triethylamine (1.01 g, 10 mmol) in dichloromethane (10 mL), the corresponding ethyl *N*-alkylglycinate (10 mmol) was added dropwise. The reaction mixture was stirred at room temperature for 30 min. The solution was then washed with water, the organic layer dried with Na_2SO_4 and evaporated under reduced pressure to dryness. The residue was purified by crystallization or column chromatography.

Ethyl-*N*-(6-chloro-5-nitropyrimidin-4-yl)-*N*-isopropylglycinate (7). Purified by column chromatography ($\text{CHCl}_3/\text{EtOAc}$ 15 : 1), R_f 0.35, yellowish oil; yield 2.27 g (75%). IR (KBr, ν_{max} , cm^{-1}): 1752 (C=O). ^1H NMR (400 MHz, CDCl_3): δ_{H} 8.35 (s, 1H, C(2)-H), 4.21 (q, J 7.2 Hz, 2H, OCH_2), 4.12 (s, 2H, NCH_2), 4.20-4.10 (m, 1H, NCH), 1.28 (t, J 7.2 Hz, 3H, CH_3), 1.23 [d, J 6.4 Hz, 6H, $(\text{CH}_3)_2$]. ^{13}C NMR (100.6 MHz, CDCl_3): δ_{C} 168.6, 155.9, 153.1, 152.5, 130.5, 61.6, 49.9, 44.9, 20.3, 14.1.

Ethyl-*N*-(6-chloro-5-nitropyrimidin-4-yl)-*N*-cyclopropylglycinate (8). Yellowish crystals; yield 2.68 g (89%); mp 92-94 °C (hexane). IR (KBr, ν_{max} , cm^{-1}): 1753 (C=O). ^1H NMR (400 MHz, CDCl_3): δ_{H} 8.37 (s, 1H, C(2)-H), 4.41 (s, 2H, NCH_2), 4.22 (q, J 7.2 Hz, 2H, OCH_2), 2.95-2.88 (m, 1H, NCH), 1.30 (t, J 7.2 Hz, 3H, CH_3), 0.92-0.78 [m, 4H, $(\text{CH}_2)_2$]. ^{13}C NMR (100.6 MHz, CDCl_3): δ_{C} 169.0, 156.0, 155.7, 153.3, 130.7, 61.6, 53.1, 34.1, 14.1, 10.1. HRMS (ES): m/z calcd for $\text{C}_{11}\text{H}_{13}\text{ClN}_4\text{NaO}_4$ [$\text{M} + \text{Na}$] $^+$: 323.0518; found: 323.0522.

Ethyl-*N*-(6-chloro-5-nitropyrimidin-4-yl)-*N*-cyclopentylglycinate (9). Purified by column chromatography ($\text{CHCl}_3/\text{EtOAc}$ 20 : 1), R_f 0.71, yellowish solid; yield 2.93 g (89%); mp 85-86 °C. IR (KBr, ν_{max} , cm^{-1}): 1750 (C=O). ^1H NMR (300 MHz, CDCl_3): δ_{H} 8.35 (s, 1H, C(2)-H), 4.23 (q, J 7.2 Hz, 2H, OCH_2), 4.13 (s, 2H, NCH_2), 4.14-4.05 (m, 1H, NCH), 2.09-1.96 (m, 2H, CH_2); 1.80-1.46 [m, 6H, $(\text{CH}_2)_3$]; 1.31 (t, J 7.2 Hz, 3H, CH_3). ^{13}C NMR (75 MHz, CDCl_3): δ_{C} 169.0, 156.0, 154.1, 152.8, 130.5, 61.9, 60.2, 46.8, 29.6, 24.0, 14.3. HRMS (ES): m/z calcd for $\text{C}_{13}\text{H}_{17}\text{ClN}_4\text{NaO}_4$ [$\text{M} + \text{Na}$] $^+$: 351.0831; found: 351.0837.

Ethyl-*N*-(6-chloro-5-nitropyrimidin-4-yl)-*N*-cyclohexylglycinate (10). Yellowish solid; yield 2.6 g (75%); mp 57-58 °C (hexane). IR (KBr, ν_{max} , cm^{-1}): 1750 (C=O). ^1H NMR (400 MHz, CDCl_3): δ_{H} 8.36 (s, 1H, C(2)-H), 4.22 (q, J 7.2 Hz, 2H, OCH_2), 4.18 (s, 2H, NCH_2), 3.66 (br s, 1H, NCH), 1.92-1.02 [m, 10H, $(\text{CH}_2)_5$], 1.30 (t, J 7.2 Hz, 3H, CH_3). ^{13}C NMR (100.6 MHz, CDCl_3): δ_{C} 168.7, 155.9, 153.1, 152.5, 130.5, 61.6, 58.3, 45.9, 30.9, 25.6, 25.2, 14.1. HRMS (ES): m/z calcd for $\text{C}_{14}\text{H}_{19}\text{ClN}_4\text{NaO}_4$ [$\text{M} + \text{Na}$] $^+$: 365.0987; found: 365.0987.

Synthesis of ethyl-*N*-alkyl-*N*-(6-aryl-amino-5-nitropyrimidin-4-yl)glycinates (11-14). A solution of the corresponding ethyl *N*-(6-chloro-5-nitropyrimidin-4-yl)-*N*-substituted glycinate (**7-10**) (1 mmol), arylamine (1 mmol), and triethylamine (0.101 g, 1 mmol) in methanol (ethanol for compounds **11f**, **12f**, **13f** and **14f**) (3 mL) was refluxed for 1 h. After cooling to room temperature, the precipitate was collected by filtration, washed with cool methanol or ethanol, then with water, and dried. If necessary, compounds were purified by crystallization or column chromatography.

Ethyl-*N*-isopropyl-*N*-{6-[(4-methoxyphenyl)amino]-5-nitropyrimidin-4-yl}glycinate (11a). Orange solid; yield 0.187 g (48%); mp 87-89 °C. IR (KBr, ν_{max} , cm^{-1}): 3286 (NH), 1764 (C=O). ^1H NMR (400 MHz, CDCl_3): δ_{H} 9.82 (s, 1H, NH), 8.08 (s, 1H, C(2)-H), 7.42 (d, J 9 Hz, 2H, ArH), 6.94 (d, J 9 Hz, 2H, ArH), 4.20 (q, J 7.2 Hz, 2H, OCH_2), 4.18 (s, 2H, NCH_2), 4.07-3.93 (m, 1H, NCH), 3.84 (s, 3H, OCH_3), 1.31 [d, J 6.4 Hz, 6H, $(\text{CH}_3)_2$], 1.29 (t, J 7.2 Hz, 3H, CH_3).

^{13}C NMR (100.6 MHz, CDCl_3): δ_{C} 169.0, 157.9, 157.5, 157.2, 155.4, 130.0, 125.5, 114.3, 114.1, 61.4, 55.5, 52.6, 45.4, 20.0, 14.1. HRMS (ES): m/z calcd for $\text{C}_{18}\text{H}_{24}\text{N}_5\text{O}_5$ [$\text{M} + \text{H}$] $^+$: 390.1772; found: 390.1777.

Ethyl-N-(6-[(4-ethoxyphenyl)amino]-5-nitropyrimidin-4-yl)-N-isopropylglycinate (11b). Orange solid; yield 0.29 g (72%); mp 81-82 °C. IR (KBr, ν_{max} , cm^{-1}): 3313 (NH), 1734 (C=O). ^1H NMR (400 MHz, CDCl_3): δ_{H} 9.83 (s, 1H, NH), 8.09 (s, 1H, C(2)-H), 7.41 (d, J 8.8 Hz, 2H, ArH), 6.93 (d, J 8.8 Hz, 2H, ArH), 4.21 (q, J 7.2 Hz, 2H, OCH_2), 4.19 (s, 2H, NCH_2), 4.01 (br s, 1H, NCH), 1.44 (t, J 7.2 Hz, 3H, CH_3), 1.31 [d, J 6.4 Hz, 6H, $(\text{CH}_3)_2$], 1.29 (t, J 7.2 Hz, 3H, CH_3). ^{13}C NMR (100.6 MHz, CDCl_3): δ_{C} 169.0, 157.9, 157.0, 155.3, 129.7, 125.5, 114.9, 114.0, 63.7, 61.4, 52.6, 45.4, 20.0, 14.8, 14.1. HRMS (ES): m/z calcd for $\text{C}_{19}\text{H}_{26}\text{N}_5\text{O}_5$ [$\text{M} + \text{H}$] $^+$: 404.1928; found: 404.1931.

Ethyl-N-isopropyl-N-(5-nitro-6-[(4-propyloxyphenyl)amino]pyrimidin-4-yl)glycinate (11c). Orange solid; yield 0.292 g (70%); mp 70-71 °C. IR (KBr, ν_{max} , cm^{-1}): 3323 (NH), 1739 (C=O). ^1H NMR (400 MHz, CDCl_3): δ_{H} 9.83 (s, 1H, NH), 8.09 (s, 1H, C(2)-H), 7.43-7.38 (m, 2H, ArH), 6.96-6.91 (m, 2H, ArH), 4.21 (q, J 7.2 Hz, 2H, OCH_2), 4.19 (s, 2H, NCH_2), 3.95 (t, J 6.6 Hz, 2H, OCH_2), 4.0 (br s, 1H, NCH), 1.83 (sext, J 7.6 Hz, 2H, $\text{CH}_2\text{CH}_2\text{CH}_3$), 1.31 [d, J 6.8 Hz, 6H, $(\text{CH}_3)_2$], 1.29 (t, J 7.2 Hz, 3H, CH_3), 1.07 (t, J 7.6 Hz, 3H, CH_3). ^{13}C NMR (100.6 MHz, CDCl_3): δ_{C} 169.0, 157.9, 157.2, 157.0, 155.3, 129.7, 125.5, 114.9, 114.0, 69.8, 61.4, 52.6, 45.4, 22.6, 20.0, 14.1, 10.5. HRMS (ES): m/z calcd for $\text{C}_{20}\text{H}_{28}\text{N}_5\text{O}_5$ [$\text{M} + \text{H}$] $^+$: 418.2085; found: 444.2078.

Ethyl-N-isopropyl-N-(6-[(3,4-dimethoxyphenyl)amino]-5-nitropyrimidin-4-yl)glycinate (11d). Orange solid; yield 0.18 g (43%); mp 114-115 °C. IR (KBr, ν_{max} , cm^{-1}): 3425 (NH), 1762 (C=O). ^1H NMR (400 MHz, CDCl_3): δ_{H} 9.82 (s, 1H, NH), 8.10 (s, 1H, C(2)-H), 7.13 (d, J 2.4 Hz, 1H, ArH), 7.07-7.02 (m, 1H, ArH), 6.89 (d, J 8.7 Hz, 1H, ArH), 4.21 (q, J 7.2 Hz, 2H, OCH_2), 4.19 (s, 2H, NCH_2), 4.01 (br s, 1H, NCH), 3.91 [2 s, 6H, $(\text{OCH}_3)_2$], 1.31 [d, J 6.4 Hz, 6H, $(\text{CH}_3)_2$], 1.29 (t, J 7.2 Hz, 3H, CH_3). ^{13}C NMR (100.6 MHz, CDCl_3): δ_{C} 168.9, 157.9, 157.1, 155.3, 149.1, 147.2, 130.2, 116.3, 114.1, 111.2, 108.4, 61.4, 56.1, 56.0, 52.6, 45.4, 20.0, 14.1. HRMS (ES): m/z calcd for $\text{C}_{19}\text{H}_{26}\text{N}_5\text{O}_6$ [$\text{M} + \text{H}$] $^+$: 420.1878; found: 420.1872.

Ethyl-N-isopropyl-N-(6-[(3,4,5-trimethoxyphenyl)amino]-5-nitropyrimidin-4-yl)glycinate (11e). Orange solid; yield 0.202 g (45%); mp 116-117 °C. IR (KBr, ν_{max} , cm^{-1}): 3318 (NH), 1764 (C=O). ^1H NMR (400 MHz, CDCl_3): δ_{H} 9.83 (s, 1H, NH), 8.12 (s, 1H, C(2)-H), 6.82 (s, 2H, ArH), 4.21 (q, J 7.2 Hz, 2H, OCH_2), 4.19 (s, 2H, NCH_2), 4.01 (s, 1H, NCH), 3.89 [s, 6H, $(\text{OCH}_3)_2$], 3.86 (s, 3H, OCH_3), 1.31 [d, J 6.8 Hz, 6H, $(\text{CH}_3)_2$], 1.29 (t, J 7.2 Hz, 3H, CH_3). ^{13}C NMR (100.6 MHz, CDCl_3): δ_{C} 168.9, 157.9, 157.1, 155.1, 153.3, 135.9, 133.0, 114.3, 101.4, 61.4, 60.9, 56.2, 52.6, 45.4, 20.0, 14.1. HRMS (ES): m/z calcd for $\text{C}_{20}\text{H}_{28}\text{N}_5\text{O}_7$ [$\text{M} + \text{H}$] $^+$: 450.1983; found: 450.1986.

Ethyl-N-(6-[(3-trifluoromethyl)phenyl]amino)-5-nitropyrimidin-4-yl)-N-isopropylglycinate (11f). Yellow solid; yield 0.252 g (59%); mp 67-70 °C. IR (KBr, ν_{max} , cm^{-1}): 3319 (NH), 1741 (C=O). ^1H NMR (400 MHz, CDCl_3): δ_{C} 9.96 (s, 1H, NH), 8.15 (s, 1H, C(2)-H), 7.96 (s, 1H, ArH), 7.78 (d, J 8 Hz, ArH), 7.55-7.43 (m, 2H, ArH), 4.21 (q, J 7.2 Hz, 2H, OCH_2), 4.20 (s, 2H, NCH_2), 4.01 (br s, 1H, NCH), 1.31 [d, J 6.4 Hz, 6H, $(\text{CH}_3)_2$], 1.30 (t, J 7.2 Hz, 3H, CH_3). ^{13}C NMR (100.6 MHz, CDCl_3): δ_{C} 168.8, 157.4, 156.9, 154.7, 138.1, 131.6, 131.3, 129.5, 126.1, 125.2, 122.5, 121.7 (2), 119.8 (2), 114.6, 61.5, 52.6, 45.4, 19.9, 14.1. HRMS (ES): m/z calcd for $\text{C}_{18}\text{H}_{21}\text{F}_3\text{N}_5\text{O}_4$ [$\text{M} + \text{H}$] $^+$: 428.1540; found: 428.1540.

Ethyl-N-cyclopropyl-N-(6-[(4-methoxyphenyl)amino]-5-nitropyrimidin-4-yl)glycinate (12a). Yellowish powder; yield 0.343 g (88%); mp 110-112 °C. IR (KBr, ν_{max} , cm^{-1}): 3346 (NH), 1745 (C=O). ^1H NMR (400 MHz, CDCl_3): δ_{H} 9.48 (s, 1H, NH), 8.08 (s, 1H, C(2)-H), 7.44 (d, J 9.2 Hz, 2H, ArH), 6.94 (d, J 9.2 Hz, 2H, ArH), 4.45 (s, 2H, NCH_2), 4.23 (q, J 7.2 Hz, 2H, OCH_2), 3.07-3.00 (m, 1H, NCH), 1.31 (t, J 7.2 Hz, 3H, CH_3), 0.85-0.75 [m, 4H, $(\text{CH}_2)_2$]. ^{13}C NMR (100.6 MHz, CDCl_3): δ_{C} 169.4, 157.9, 157.4, 157.1, 154.6, 130.1, 125.3, 115.6, 114.3, 61.4, 55.5, 53.1, 35.9, 14.1, 8.9. HRMS (ES): m/z calcd for $\text{C}_{18}\text{H}_{22}\text{N}_5\text{O}_5$ [$\text{M} + \text{H}$] $^+$: 388.1615; found: 388.1615.

Ethyl-N-cyclopropyl-N-(6-[(4-ethoxyphenyl)amino]-5-nitropyrimidin-4-yl)glycinate (12b). Yellow powder; yield 0.386 g (96%); mp 128-130 °C. IR (KBr, ν_{max} , cm^{-1}): 3345 (NH), 1749 (C=O). ^1H NMR (400 MHz, CDCl_3): δ_{H} 9.48 (s, 1H, NH), 8.08 (s, 1H, C(2)-H), 7.42 (d, J 8.8 Hz, 2H, ArH), 6.93 (d, J 8.8 Hz, 2H, ArH), 4.45 (s, 2H, NCH_2),

4.23 (q, *J* 7.2 Hz, 2H, OCH₂), 4.06 (q, *J* 7.2 Hz, 2H, OCH₂), 3.07-2.99 (m, 1H, NCH), 1.44 (t, *J* 7.2 Hz, 3H, CH₃), 1.31 (t, *J* 7.2 Hz, 3H, CH₃), 0.88-0.74 [m, 4H, (CH₂)₂]. ¹³C NMR (100.6 MHz, CDCl₃): δ_c 169.4, 157.9, 157.1, 156.8, 154.6, 130.0, 125.2, 115.6, 114.8, 63.7, 61.4, 53.1, 35.9, 14.8, 14.1, 8.9. HRMS (ES): *m/z* calcd for C₁₉H₂₄N₅O₅ [M + H]⁺: 402.1772; found: 402.1779.

Ethyl-*N*-cyclopropyl-*N*-{5-nitro-6-[(4-propyloxyphenyl)amino]pyrimidin-4-yl}glycinate (12c). Yellow powder; yield 0.374 g (90%); mp 123-125 °C. IR (KBr, ν_{max}, cm⁻¹): 3345 (NH), 1751 (C=O). ¹H NMR (400 MHz, CDCl₃): δ_H 9.48 (s, 1H, NH), 8.08 (s, 1H, C(2)-H), 7.42 (d, *J* 8.8 Hz, 2H, ArH), 6.93 (d, *J* 8.8 Hz, 2H, ArH), 4.45 (s, 2H, NCH₂), 4.23 (q, *J* 7.2 Hz, 2H, OCH₂), 3.94 (t, *J* 6.8 Hz, 2H, OCH₂), 3.07-3.0 (m, 1H, NCH), 1.90-1.77 (m, 2H, CH₂CH₂CH₃), 1.31 (t, *J* 7.2 Hz, 3H, CH₃), 1.06 (t, *J* 7.2 Hz, 3H, CH₃), 0.86-0.74 [m, 4H, (CH₂)₂]. ¹³C NMR (100.6 MHz, CDCl₃): δ_c 169.4, 157.9, 157.1, 157.0, 154.6, 129.9, 125.2, 115.6, 114.9, 69.8, 61.4, 53.1, 35.9, 22.6, 14.1, 10.5, 8.9. HRMS (ES): *m/z* calcd for C₂₀H₂₆N₅O₅ [M + H]⁺: 416.1928; found: 416.1937.

Ethyl-*N*-cyclopropyl-*N*-{6-[(3,4-dimethoxyphenyl)amino]-5-nitropyrimidin-4-yl}glycinate (12d). Yellow crystals; yield 0.343 g (82%); mp 103-105 °C. IR (KBr, ν_{max}, cm⁻¹): 3348 (NH), 1742 (C=O). ¹H NMR (400 MHz, CDCl₃): δ_H 9.49 (s, 1H, NH), 8.09 (s, 1H, C(2)-H), 7.13 (d, *J* 2.4 Hz, 1H, ArH), 7.08-7.03 (m, 1H, ArH), 6.89 (d, *J* 8.8 Hz, 1H, ArH), 4.45 (s, 2H, NCH₂), 4.23 (q, *J* 7.2 Hz, 2H, OCH₂), 3.91 [s, 6H, (OCH₃)₂], 3.07-3.0 (m, 1H, NCH), 1.31 (t, *J* 7.2 Hz, 3H, CH₃), 0.85-0.75 [m, 4H, (CH₂)₂]. ¹³C NMR (100.6 MHz, CDCl₃): δ_c 169.4, 157.9, 157.1, 154.6, 149.1, 147.0, 130.4, 116.0, 115.6, 111.2, 108.2, 61.4, 56.1, 56.0, 53.1, 35.9, 14.1, 8.9. HRMS (ES): *m/z* calcd for C₁₉H₂₄N₅O₆ [M + H]⁺: 418.1721; found: 418.1719.

Ethyl-*N*-cyclopropyl-*N*-{6-[(3,4,5-trimethoxyphenyl)amino]-5-nitropyrimidin-4-yl}glycinate (12e). Orange powder; yield 0.329 g (73%); mp 82-84 °C. IR (KBr, ν_{max}, cm⁻¹): 3346 (NH), 1749 (C=O). ¹H NMR (400 MHz, CDCl₃): δ_H 9.52 (s, 1H, NH), 8.12 (s, 1H, C(2)-H), 6.83 (s, 2H, ArH), 4.45 (s, 2H, NCH₂), 4.23 (q, *J* 7.2 Hz, 2H, OCH₂), 3.89 [s, 6H, (OCH₃)₂], 3.86 (s, 3H, OCH₃), 3.06-2.99 (m, 1H, NCH), 1.31 (t, *J* 7.2 Hz, 3H, CH₃), 0.85-0.75 [m, 4H, (CH₂)₂]. ¹³C NMR (100.6 MHz, CDCl₃): δ_c 169.3, 157.8, 157.0, 154.3, 153.3, 135.7, 133.1, 115.7, 101.2, 61.4, 60.9, 56.2, 53.1, 35.9, 14.1, 8.9. HRMS (ES): *m/z* calcd for C₂₀H₂₆N₅O₇ [M + H]⁺: 448.1827; found: 448.1823.

Ethyl-*N*-cyclopropyl-*N*-{6-[(3-trifluoromethyl)phenyl]amino}-5-nitropyrimidin-4-yl}glycinate (12f). Yellow powder; yield 0.302 g (71%); mp 102-104 °C (ethanol). IR (KBr, ν_{max}, cm⁻¹): 3347 (NH), 1750 (C=O). ¹H NMR (400 MHz, CDCl₃): δ_H 9.68 (s, 1H, NH), 8.16 (s, 1H, C(2)-H), 7.98 (s, 1H, ArH), 7.79 (d, *J* 8.4 Hz, ArH), 7.54-7.42 (m, 2H, ArH), 4.47 (s, 2H, NCH₂), 4.24 (q, *J* 7.2 Hz, 2H, OCH₂), 3.06-2.98 (m, 1H, NCH), 1.32 (t, *J* 7.2 Hz, 3H, CH₃), 0.86-0.76 [m, 4H, (CH₂)₂]. ¹³C NMR (100.6 MHz, CDCl₃): δ_c 169.2, 157.7, 156.8, 153.9, 138.1, 131.6, 131.3, 129.5, 125.8, 125.2, 122.5, 121.6, 121.5, 119.5 (2), 116.0, 114.5, 61.4, 53.1, 36.0, 14.1, 9.0. HRMS (ES): *m/z* calcd for C₁₈H₁₉F₃N₅O₄ [M + H]⁺: 426.1384; found: 426.1377.

Ethyl-*N*-cyclopentyl-*N*-{6-[(4-methoxyphenyl)amino]-5-nitropyrimidin-4-yl}glycinate (13a). Yellow solid; yield 0.357 g (86%); mp 85-86 °C. IR (KBr, ν_{max}, cm⁻¹): 3333 (NH), 1744 (C=O). ¹H NMR (300 MHz, CDCl₃): δ_H 9.83 (s, 1H, NH), 8.06 (s, 1H, C(2)-H), 7.44 (d, *J* 9 Hz, 2H, ArH), 6.95 (d, *J* 9 Hz, 2H, ArH), 4.23 (q, *J* 7.2 Hz, 2H, OCH₂), 4.20 (s, 2H, NCH₂), 3.98-3.88 (m, 1H, NCH), 3.84 (s, 3H, OCH₃), 2.18 (br s, 2H, CH₂), 1.86-1.51 [m, 6H, (CH₂)₃]; 1.30 (t, *J* 7.2 Hz, 3H, CH₃). ¹³C NMR (75 MHz, CDCl₃): δ_c 169.5, 158.7, 157.8, 157.2, 155.6, 130.3, 125.8, 114.5, 114.1, 63.2, 61.6, 55.7, 47.5, 29.1, 24.2, 14.3. HRMS (ES): *m/z* calcd for C₂₀H₂₆N₅O₅ [M + H]⁺: 416.1928; found: 416.1936.

Ethyl-*N*-cyclopentyl-*N*-{6-[(4-ethoxyphenyl)amino]-5-nitropyrimidin-4-yl}glycinate (13b). Orange solid; yield 0.361 g (84%); mp 91-92 °C. IR (KBr, ν_{max}, cm⁻¹): 3317 (NH), 1739 (C=O). ¹H NMR (300 MHz, CDCl₃): δ_H 9.83 (s, 1H, NH), 8.06 (s, 1H, C(2)-H), 7.45-7.40 (m, 2H, ArH), 6.96-6.91 (m, 2H, ArH), 4.23 (q, *J* 7.2 Hz, 2H, OCH₂), 4.19 (s, 2H, NCH₂), 4.06 (q, *J* 7.2 Hz, 2H, OCH₂), 3.98-3.87 (m, 1H, NCH), 2.17 (br s, 2H, CH₂), 1.78-1.55 [m, 6H, (CH₂)₃]; 1.44 (t, *J* 7.2 Hz, 3H, CH₃), 1.29 (t, *J* 7.2 Hz, 3H, CH₃). ¹³C NMR (75 MHz, CDCl₃): δ_c 169.5, 158.7, 157.2 (2), 155.6, 130.1, 125.7, 115.1, 114.1, 63.9, 63.2, 61.6, 47.5, 29.1, 24.2, 15.1, 14.3. HRMS (ES): *m/z* calcd for C₂₁H₂₈N₅O₅ [M + H]⁺: 430.2085; found: 430.2085.

Ethyl-*N*-cyclopentyl-*N*-{5-nitro-6-[(4-propyloxyphenyl)amino]pyrimidin-4-yl}glycinate (13c). Orange solid; yield 0.399 g (90%); mp 93-94 °C. IR (KBr, ν_{\max} , cm^{-1}): 3446 (NH), 1739 (C=O). ^1H NMR (300 MHz, CDCl_3): δ_{H} 9.82 (s, 1H, NH), 8.06 (s, 1H, C(2)-H), 7.42 (d, J 8.7 Hz, 2H, ArH), 6.94 (d, J 8.7 Hz, 2H, ArH), 4.23 (q, J 7.2 Hz, 2H, OCH_2), 4.20 (s, 2H, NCH_2), 3.96 (t, J 6.6 Hz, 2H, OCH_2), 3.94-3.87 (m, 1H, NCH), 2.18 (br s, 2H, CH_2), 1.96-1.52 [m, 8H, $(\text{CH}_2)_3$, $\text{CH}_2\text{CH}_2\text{CH}_3$], 1.30 (t, J 7.2 Hz, 3H, CH_3), 1.06 (t, J 7.2 Hz, 3H, CH_3). ^{13}C NMR (75 MHz, CDCl_3): δ_{C} 169.5, 158.7, 157.4, 157.2, 155.6, 130.1, 125.7, 115.1, 114.1, 70.0, 63.2, 61.6, 47.5, 29.1, 24.2, 22.8, 14.3, 10.8. HRMS (ES): m/z calcd for $\text{C}_{22}\text{H}_{30}\text{N}_5\text{O}_5$ [$\text{M} + \text{H}$] $^+$: 444.2241; found: 444.2238.

Ethyl-*N*-cyclopentyl-*N*-{6-[(3,4-dimethoxyphenyl)amino]-5-nitropyrimidin-4-yl}glycinate (13d). Orange solid; yield 0.361 g (81%); mp 102-103 °C. IR (KBr, ν_{\max} , cm^{-1}): 3432 (NH), 1734 (C=O). ^1H NMR (300 MHz, CDCl_3): δ_{H} 9.84 (s, 1H, NH), 8.07 (s, 1H, C(2)-H), 7.13 (d, J 2.4 Hz, 1H, ArH), 7.07-7.02 (m, 1H, ArH), 6.89 (d, J 8.7 Hz, 1H, ArH), 4.23 (q, J 7.2 Hz, 2H, OCH_2), 4.20 (s, 2H, NCH_2), 3.91 [br s, 7H, NCH, $(\text{OCH}_3)_2$], 2.17 (br s, 1H, CH_2), 1.80-1.50 [m, 6H, $(\text{CH}_2)_3$], 1.30 (t, J 7.2 Hz, 3H, CH_3). ^{13}C NMR (75 MHz, CDCl_3): δ_{C} 169.4, 158.6, 157.2, 155.6, 149.3, 147.4, 130.5, 116.5, 114.1, 111.5, 108.7, 63.2, 61.6, 56.3, 56.2, 47.5, 29.1, 24.2, 14.3. HRMS (ES): m/z calcd for $\text{C}_{21}\text{H}_{28}\text{N}_5\text{O}_6$ [$\text{M} + \text{H}$] $^+$: 446.2034; found: 446.2037.

Ethyl-*N*-cyclopentyl-*N*-{6-[(3,4,5-trimethoxyphenyl)amino]-5-nitropyrimidin-4-yl}glycinate (13e). Yellow solid; yield 0.371 g (78%); mp 136-137 °C. IR (KBr, ν_{\max} , cm^{-1}): 3316 (NH), 1766 (C=O). ^1H NMR (300 MHz, CDCl_3): δ_{H} 9.85 (s, 1H, NH), 8.09 (s, 1H, C(2)-H), 6.82 (s, 2H, ArH), 4.21 (s, 2H, NCH_2), 4.23 (q, J 7.2 Hz, 2H, OCH_2), 3.91-3.85 [m, 10H, NCH, $(\text{OCH}_3)_3$], 2.17 (br s, 1H, CH_2), 1.82-1.50 [m, 6H, $(\text{CH}_2)_3$], 1.30 (t, J 7.2 Hz, 3H, CH_3). ^{13}C NMR (75 MHz, CDCl_3): δ_{C} 169.4, 158.6, 157.1, 155.3, 153.6, 136.1, 133.2, 114.2, 101.7, 63.2, 61.7, 61.2, 56.4, 47.5, 29.1, 24.2, 14.4. HRMS (ES): m/z calcd for $\text{C}_{22}\text{H}_{30}\text{N}_5\text{O}_7$ [$\text{M} + \text{H}$] $^+$: 476.2140; found: 476.2135.

Ethyl-*N*-cyclopentyl-*N*-{6-[(3-trifluoromethyl)phenyl]amino}-5-nitropyrimidin-4-yl}glycinate (13f). Yellow solid; yield 0.331 g (73%); mp 103-104 °C. IR (KBr, ν_{\max} , cm^{-1}): 3313 (NH), 1743 (C=O). ^1H NMR (300 MHz, CDCl_3): δ_{H} 9.99 (s, 1H, NH), 8.13 (s, 1H, C(2)-H), 7.97 (s, 1H, ArH), 7.79 (d, J 8.1 Hz, ArH), 7.58-7.40 (m, 2H, ArH), 4.24 (q, J 7.2 Hz, 2H, OCH_2), 4.22 (s, 2H, NCH_2), 3.99-3.83 (m, 1H, NCH), 2.18 (br s, 2H, CH_2), 1.87-1.52 [m, 6H, $(\text{CH}_2)_3$], 1.31 (t, J 7.2 Hz, 3H, CH_3). ^{13}C NMR (75 MHz, CDCl_3): δ_{C} 169.3, 158.4, 157.0, 154.9, 138.3, 131.9, 131.4, 129.7, 126.4, 125.9, 122.3, 122.0, 121.9, 120.1, 120.0, 114.6, 63.2, 61.7, 47.5, 29.0, 24.2, 14.3. HRMS (ES): m/z calcd for $\text{C}_{20}\text{H}_{23}\text{F}_3\text{N}_5\text{O}_4$ [$\text{M} + \text{H}$] $^+$: 454.1697; found: 454.1695.

Ethyl-*N*-cyclohexyl-*N*-{6-[(4-methoxyphenyl)amino]-5-nitropyrimidin-4-yl}glycinate (14a). Yellow solid; yield 0.26 g (60%); mp 87-88 °C (2-propanol). IR (KBr, ν_{\max} , cm^{-1}): 3364 (NH), 1755 (C=O). ^1H NMR (400 MHz, CDCl_3): δ_{H} 9.80 (s, 1H, NH), 8.07 (s, 1H, C(2)-H), 7.45-7.40 (m, 2H, ArH), 6.97-6.92 (m, 2H, ArH), 4.24 (s, 2H, NCH_2), 4.20 (q, J 7.2 Hz, 2H, OCH_2), 3.54 (br s, 1H, NCH), 2.08-1.08 [m, 10H, $(\text{CH}_2)_5$], 1.28 (t, J 7.2 Hz, 3H, CH_3). ^{13}C NMR (100.6 MHz, CDCl_3): δ_{C} 169.1, 158.0, 157.5, 157.0, 155.4, 130.1, 125.5, 114.3, 114.2, 61.3, 61.2, 55.5, 46.5, 30.4, 25.9, 25.4, 14.1. HRMS (ES): m/z calcd for $\text{C}_{21}\text{H}_{28}\text{N}_5\text{O}_5$ [$\text{M} + \text{H}$] $^+$: 430.2085; found: 430.2086.

Ethyl-*N*-cyclohexyl-*N*-{6-[(4-ethoxyphenyl)amino]-5-nitropyrimidin-4-yl}glycinate (14b). Yellow solid; yield 0.38 g (89%); mp 113-114 °C. IR (KBr, ν_{\max} , cm^{-1}): 3336 (NH), 1744 (C=O). ^1H NMR (300 MHz, CDCl_3): δ_{H} 9.82 (s, 1H, NH), 8.09 (s, 1H, C(2)-H), 7.46-7.39 (m, 2H, ArH), 6.97-6.91 (m, 2H, ArH), 4.25 (s, 2H, NCH_2), 4.21 (q, J 7.2 Hz, 2H, OCH_2), 4.06 (q, J 7.2 Hz, 2H, OCH_2), 3.54 (br s, 1H, NCH), 2.13-1.07 [m, 10H, $(\text{CH}_2)_5$], 1.45 (t, J 7.2 Hz, 3H, CH_3), 1.28 (t, J 7.2 Hz, 3H, CH_3). ^{13}C NMR (75 MHz, CDCl_3): δ_{C} 169.3, 158.2, 157.2 (2), 155.6, 130.1, 125.7, 115.1, 114.4, 63.9, 61.6, 61.4, 46.7, 30.7, 26.2, 25.7, 15.1, 14.3. HRMS (ES): m/z calcd for $\text{C}_{22}\text{H}_{30}\text{N}_5\text{O}_5$ [$\text{M} + \text{H}$] $^+$: 444.2241; found: 444.2245.

Ethyl-*N*-cyclohexyl-*N*-{5-nitro-6-[(4-propyloxyphenyl)amino]-5-pyrimidin-4-yl}glycinate (14c). Orange solid; yield 0.38 g (84%); mp 79-80 °C. IR (KBr, ν_{\max} , cm^{-1}): 3338 (NH), 1736 (C=O). ^1H NMR (300 MHz, CDCl_3): δ_{H} 9.81 (s, 1H, NH), 8.08 (s, 1H, C(2)-H), 7.42 (d, J 8.7 Hz, 2H, ArH), 6.94 (d, J 8.7 Hz, 2H, ArH), 4.24 (s, 2H, NCH_2), 4.21 (q, J 7.2 Hz, 2H, OCH_2), 3.96 (t, J 6.6 Hz, 2H, OCH_2), 3.54 (br s, 1H, NCH), 2.16-1.05 [m, 12H, $(\text{CH}_2)_5$, $\text{CH}_2\text{CH}_2\text{CH}_3$], 1.28

(t, J 7.2 Hz, 3H, CH₃), 1.07 (t, J 7.2 Hz, 3H, CH₃). ¹³C NMR (75 MHz, CDCl₃): δ_c 169.3, 158.2, 157.4, 157.3, 155.6, 130.1, 125.7, 115.1, 114.4, 70.0, 63.9, 61.6, 61.4, 46.7, 30.7, 26.2, 25.7, 22.8, 14.3, 10.8. HRMS (ES): m/z calcd for C₂₃H₃₂N₅O₅ [M + H]⁺: 458.2398; found: 458.2397.

Ethyl-*N*-cyclohexyl-*N*'-(6-[(3,4-dimethoxyphenyl)amino]-5-nitropyrimidin-4-yl)glycinate (14d). Orange solid; yield 0.41 g (90%); mp 104-105 °C. IR (KBr, ν_{\max} , cm⁻¹): 3329 (NH), 1747 (C=O). ¹H NMR (300 MHz, CDCl₃): δ_H 9.82 (s, 1H, NH), 8.09 (s, 1H, C(2)-H), 7.12 (s, 1H, ArH), 7.05 (d, J 8.4 Hz, 1H, ArH), 6.90 (d, J 8.4 Hz, 1H, ArH), 4.25 (s, 2H, NCH₂), 4.21 (q, J 7.2 Hz, 2H, OCH₂), 3.92 [s, 6H, (OCH₃)₂], 3.53 (br s, 1H, NCH), 2.08-1.04 [m, 10H, (CH₂)₅], 1.29 (t, J 7.2 Hz, 3H, CH₃). ¹³C NMR (75 MHz, CDCl₃): δ_c 169.3, 158.2, 157.3, 155.6, 149.3, 147.4, 130.61, 116.6, 114.4, 111.5, 108.7, 61.6, 61.4, 56.3 (2), 46.7, 30.7, 26.2, 25.7, 14.3. HRMS (ES): m/z calcd for C₂₂H₂₉N₅NaO₆ [M + Na]⁺: 482.2010; found: 482.2014.

Ethyl-*N*-cyclohexyl-*N*'-(6-[(3,4,5-trimethoxyphenyl)amino]-5-nitropyrimidin-4-yl)glycinate (14e). Purified by column chromatography (CHCl₃:EtOAc 10 : 1), R_f 0.3, orange solid; yield 0.37 g (76%); mp 82-84 °C. IR (KBr, ν_{\max} , cm⁻¹): 3436 (NH), 1752 (C=O). ¹H NMR (300 MHz, CDCl₃): δ_H 9.83 (s, 1H, NH), 8.12 (s, 1H, C(2)-H), 6.82 (s, 2H, ArH), 4.25 (s, 2H, NCH₂), 4.21 (q, J 7.2 Hz, 2H, OCH₂), 3.90 [s, 6H, (OCH₃)₂], 3.87 (s, 3H, OCH₃), 3.51 (br s, 1H, NCH), 2.09-1.07 [m, 10H, (CH₂)₅], 1.29 (t, J 7.2 Hz, 3H, CH₃). ¹³C NMR (75 MHz, CDCl₃): δ_c 169.2, 158.1, 157.2, 155.3, 153.6, 136.1, 133.2, 114.5, 101.7, 61.6, 61.5, 61.2, 56.5, 46.7, 30.6, 26.2, 25.7, 14.3. HRMS (ES): m/z calcd for C₂₃H₃₂N₅O₇ [M + H]⁺: 490.2296; found: 490.2293.

Ethyl-*N*-cyclohexyl-*N*'-(6-[(3-trifluoromethyl)phenyl]amino)-5-nitropyrimidin-4-yl)glycinate (14f). Purified by column chromatography (CHCl₃), R_f 0.22, yellow solid; yield 0.37 g (80%); mp 111-112 °C. IR (KBr, ν_{\max} , cm⁻¹): 3313 (NH), 1730 (C=O). ¹H NMR (300 MHz, CDCl₃): δ_H 9.96 (s, 1H, NH), 8.15 (s, 1H, C(2)-H), 7.97 (s, 1H, ArH), 7.79 (d, J 8.1 Hz, ArH), 7.56-7.43 (m, 2H, ArH), 4.26 (s, 2H, NCH₂), 4.22 (q, J 7.2 Hz, 2H, OCH₂), 3.53 (br s, 1H, NCH), 2.09-1.05 [m, 10H, (CH₂)₅], 1.29 (t, J 7.2 Hz, 3H, CH₃). ¹³C NMR (75 MHz, CDCl₃): δ_c 169.1, 157.9, 157.1, 154.9, 138.3, 131.9, 131.4, 129.7, 126.4, 125.9, 122.3, 122.0, 121.9, 120.1, 120.0, 114.9, 61.7, 61.5, 46.7, 30.6, 26.1, 25.6, 14.3. HRMS (ES): m/z calcd for C₂₁H₂₅F₃N₅O₄ [M + H]⁺: 468.1853; found: 468.1847.

Synthesis of *N*-alkyl-*N*'-aryl-5-nitrosopyrimidine-4,6-diamines (15-18), 8-alkyl-4-arylamino-5-hydroxy-5,8-dihydropteridine-6,7-dione sodium salts (19-22) and methyl-*N*-(6-arylamino-5-nitropyrimidin-4-yl)-*N*-cyclopropylglycinates (23). To a suspension of the corresponding ethyl-*N*-alkyl-*N*'-(6-arylamino-5-nitropyrimidin-4-yl)glycinate (11-14) (0.5 mmol) in methanol (1 mL) a solution of the sodium methoxide, prepared from sodium (0.0115 g, 0.5 mmol) and methanol (1 mL), was added dropwise under stirring. The reaction mixture was stirred at room temperature for 2 h. The methanol was evaporated under reduced pressure, and the residue washed with chloroform. The resulting solid was filtered off to give the corresponding 8-alkyl-4-arylamino-5-hydroxy-5,8-dihydropteridine-6,7-dione sodium salts 19-22. The filtrate was chromatographed on silica gel. Elution with chloroform-ethylacetate gave the *N*-alkyl-*N*'-aryl-5-nitrosopyrimidine-4,6-diamines 15-18, and corresponding methyl-*N*-(6-arylamino-5-nitropyrimidin-4-yl)-*N*-cyclopropylglycinates 23.

***N*-Isopropyl-*N*'-(4-methoxyphenyl)-5-nitrosopyrimidine-4,6-diamine (15a).** Purified by column chromatography (CHCl₃/EtOAc 10 : 1), R_f 0.23, dark brown solid; yield 0.072 g (50%); mp 114-115 °C. IR (KBr, ν_{\max} , cm⁻¹): 3244 (NH). ¹H NMR (400 MHz, CDCl₃): δ_H 13.59, 9.75 (2s, 1H, NHAr), 11.55, 8.01 (2 d, J 6 Hz; J Hz, 1H, NHCH), 8.27, 8.24 (2 s, 1H, C(2)-H), 7.71-7.59 (m, 2H, ArH), 7.01-6.91 (m, 2H, ArH), 4.71-4.60, 4.59-4.48 (2 m, 1H, NCH), 3.86, 3.84 (2 s, 3H, OCH₃), 1.41, 1.31 [2 d, J 6.4 Hz; J 6.4 Hz, 6H, (CH₃)₂]. ¹³C NMR (100.6 MHz, CDCl₃): δ_c 165.5, 165.4, 162.2, 161.4, 157.9, 157.4, 145.4, 143.9, 138.7, 138.6, 130.1, 128.7, 125.5, 124.4, 114.4, 55.6, 55.5, 43.5, 42.3, 22.7, 22.5. HRMS (ES): m/z calcd for C₁₄H₁₈N₅O₂ [M + H]⁺: 288.1455; found: 288.1455.

***N*-(4-Ethoxyphenyl)-*N*'-isopropyl-5-nitrosopyrimidine-4,6-diamine (15b).** Purified by column chromatography (CHCl₃/EtOAc 10 : 1), R_f 0.43, dark brown solid; yield 0.114 g (76%); mp 97-99 °C. IR (KBr, ν_{\max} , cm⁻¹): 3224, 3261

(NH). ^1H NMR (400 MHz, CDCl_3): δ_{H} 13.61, 9.75 (2 s, 1H, NHAr), 11.56, 8.01 (2 d, J 6.8 Hz; J 7.6 Hz, 1H, NHCH), 8.27, 8.24 (2 s, 1H, C(2)-H), 7.68-7.59 (m, 2H, ArH), 6.99-6.89 (m, 2H, ArH), 4.70-4.59, 4.58-4.47 (2 m, 1H, NCH), 4.14-4.01 (m, 2H, OCH_2), 1.47-1.39 (m, 3H, CH_3), 1.41, 1.31 [2 d, J 6.4 Hz; J 6.8 Hz, 6H, $(\text{CH}_3)_2$]. ^{13}C NMR (100.6 MHz, CDCl_3): δ_{C} 165.5, 165.4, 162.2, 161.3, 157.3, 156.7, 145.4, 143.8, 138.6 (2), 129.9, 128.5, 125.5, 124.3, 115.0, 114.9, 63.8, 63.7, 43.5, 42.3, 22.7, 22.5, 14.9, 14.8. HRMS (ES): m/z calcd for $\text{C}_{15}\text{H}_{20}\text{N}_5\text{O}_2$ [$\text{M} + \text{H}$] $^+$: 302.1612; found: 302.1614.

***N*-Isopropyl-5-nitroso-*N'*-(4-propyloxyphenyl)pyrimidine-4,6-diamine (15c)**. Purified by column chromatography ($\text{CHCl}_3/\text{EtOAc}$ 10 : 1), R_f 0.54, pea-green solid; yield 0.147 g (93%); mp 108-110 °C. IR (KBr, ν_{max} , cm^{-1}): 3240 (NH). ^1H NMR (400 MHz, CDCl_3): δ_{H} 13.62, 9.76 (2 s, 1H, NHAr), 11.57, 8.03 (2 d, J 7.6 Hz; J 8 Hz, 1H, NHCH), 8.28, 8.25 (2 s, 1H, C(2)-H), 7.68-7.58 (m, 2H, ArH), 7.0-6.90 (m, 2H, ArH), 4.73-4.60, 4.60-4.48 (2 m, 1H, NCH), 3.95 (q, J 7.6 Hz, 2H, OCH_2), 1.89-1.78 (m, 2H, CH_2CH_3), 1.41, 1.31 [2 d, J 6.4 Hz; J 6.4 Hz, 6H, $(\text{CH}_3)_2$], 1.09-1.03 (m, 3H, CH_3). ^{13}C NMR (100.6 MHz, CDCl_3): δ_{C} 165.4, 165.1, 162.0, 161.3, 157.6, 157.0, 145.3, 143.8, 138.6, 138.5, 129.8, 128.4, 125.5, 124.3, 115.0 (2), 69.8 (2), 43.7, 42.3, 22.8, 22.6 (2), 22.5, 10.6, 10.5. HRMS (ES): m/z calcd for $\text{C}_{16}\text{H}_{22}\text{N}_5\text{O}_2$ [$\text{M} + \text{H}$] $^+$: 316.1768; found: 316.1766.

***N*-Isopropyl-*N'*-(3,4-dimethoxyphenyl)-5-nitrosopyrimidine-4,6-diamine (15d)**. Purified by column chromatography ($\text{CHCl}_3/\text{EtOAc}$ 10 : 1), R_f 0.32, dark brown solid; yield 0.101 g (64%); mp 91-92 °C. IR (KBr, ν_{max} , cm^{-1}): 3264 (NH). ^1H NMR (400 MHz, CDCl_3): δ_{H} 13.64, 9.78 (2 s, 1H, NHAr), 11.55, 8.01 (2 d, J 6.8 Hz; J 8 Hz, 1H, NHCH), 8.28, 8.25 (2 s, 1H, C(2)-H), 7.46, 7.36 (2 d, J 2.4 Hz; J 2.4 Hz, 1H, ArH), 7.28-7.23 (m, 1H, ArH), 6.94-6.86 (m, 1H, ArH), 4.71-4.59, 4.59-4.47 (2 m, 1H, NCH), 3.94, 3.93, 3.92, 3.91 [4 s, 6H, $(\text{OCH}_3)_2$], 1.41, 1.31 [2 d, J 6.4 Hz; J 6.8 Hz, 6H, $(\text{CH}_3)_2$]. ^{13}C NMR (100.6 MHz, CDCl_3): δ_{C} 165.4 (2), 162.2, 161.3, 149.2 (2), 147.6, 146.9, 145.4, 143.8, 138.6, 138.5, 130.5, 129.1, 116.5, 114.9, 111.4, 111.3, 108.1, 107.2, 56.2, 56.1(3), 43.5, 42.3, 22.7, 22.5. HRMS (ES): m/z calcd for $\text{C}_{15}\text{H}_{19}\text{N}_5\text{O}_3$ [$\text{M} + \text{H}$] $^+$: 318.1561; found: 318.1566.

***N*-Isopropyl-*N'*-(3,4,5-trimethoxyphenyl)-5-nitrosopyrimidine-4,6-diamine (15e)**. Purified by column chromatography ($\text{CHCl}_3/\text{EtOAc}$ 10 : 1), R_f 0.2, dark brown solid; yield 0.144 g (83%); mp 144-146 °C. IR (KBr, ν_{max} , cm^{-1}): 3224, 3129 (NH). ^1H NMR (400 MHz, CDCl_3): δ_{H} 13.56, 9.81 (2 s, 1H, NHAr), 11.51, 8.03 (2 d, J 7.2 Hz; J 8 Hz, 1H, NHCH), 8.31, 8.26 (2 s, 1H, C(2)-H), 7.11, 7.04 (2 s, 2H, ArH), 4.71-4.60, 4.60-4.48 (2 m, 1H, NCH), 3.91, 3.90, 3.87, 3.86 [4 s, 9H, $(\text{OCH}_3)_3$], 1.41, 1.31 [2 d, J 6.4 Hz; J 6.4 Hz, 6H, $(\text{CH}_3)_2$]. ^{13}C NMR (105.6 MHz, CDCl_3): δ_{C} 165.6, 165.4, 162.2, 161.3, 153.4 (2), 145.2, 143.7, 138.5, 136.4, 135.7, 133.2, 131.8, 101.7, 100.1, 61.0 (2), 56.3, 56.2, 43.6, 42.3, 22.7, 22.5. HRMS (ES): m/z calcd for $\text{C}_{16}\text{H}_{22}\text{N}_5\text{O}_4$ [$\text{M} + \text{H}$] $^+$: 348.1666; found: 348.1672.

***N*-Cyclopropyl-*N'*-(4-methoxyphenyl)-5-nitrosopyrimidine-4,6-diamine (16a)**. Purified by column chromatography ($\text{CHCl}_3/\text{EtOAc}$ 10 : 1), R_f 0.16, dark brown powder; yield 0.075 g (53%); mp 133-135 °C. IR (KBr, ν_{max} , cm^{-1}): 3235, 3108 (NH). ^1H NMR (400 MHz, CDCl_3): δ_{H} 13.45, 9.75 (2 s, 1H, NHAr), 11.53, 8.13 (2 br s, 1H, NHCH), 8.33, 8.32 (2 s, 1H, C(2)-H), 7.70-7.59 (m, 2H, ArH), 7.0-6.90 (m, 2H, ArH), 3.84, 3.83 (2 s, 3H, OCH_3), 3.28-3.17 (m, 1H, NCH), 1.06-0.72 [m, 4H, $(\text{CH}_2)_2$]. ^{13}C NMR (100.6 MHz, CDCl_3): δ_{C} 165.6 (2), 164.6, 161.2, 158.0, 157.4, 147.6, 143.4, 138.8, 138.7, 130.0, 128.6, 125.5, 124.4, 114.4 (2), 55.6, 55.5, 24.4, 23.2, 7.4, 7.2. HRMS (ES): m/z calcd for $\text{C}_{14}\text{H}_{16}\text{N}_5\text{O}_2$ [$\text{M} + \text{H}$] $^+$: 286.1299; found: 286.1297.

***N*-Cyclopropyl-*N'*-(4-ethoxyphenyl)-5-nitrosopyrimidine-4,6-diamine (16b)**. Purified by column chromatography ($\text{CHCl}_3/\text{EtOAc}$ 4 : 1), R_f 0.38, dark brown solid; yield 0.096 g (64%); mp 140-142 °C. IR (KBr, ν_{max} , cm^{-1}): 3347 (NH). ^1H NMR (400 MHz, CDCl_3): δ_{H} 13.48, 9.75 (2 s, 1H, NHAr), 11.56, 8.14 (2 br s, 1H, NHCH), 8.34 (s, 1H, C(2)-H), 7.68-7.59 (m, 2H, ArH), 6.99-6.89 (m, 2H, ArH), 4.11-4.02 (m, 2H, OCH_2), 3.29-3.18 (m, 1H, NCH), 1.47-1.41 (m, 3H, CH_3), 1.07-0.73 [m, 4H, $(\text{CH}_2)_2$]. ^{13}C NMR (100.6 MHz, CDCl_3): δ_{C} 165.5, 165.4, 164.5, 161.2, 157.4, 156.8, 147.6, 143.4, 138.7 (2), 129.8, 128.4, 125.5, 124.3, 115.0 (2), 63.8 (2), 24.4, 23.2, 14.9, 14.8, 7.5, 7.3. HRMS (ES): m/z calcd for $\text{C}_{15}\text{H}_{18}\text{N}_5\text{O}_2$ [$\text{M} + \text{H}$] $^+$: 300.1455; found: 300.1456.

N-Cyclopropyl-5-nitroso-N'-(4-propyloxyphenyl)pyrimidine-4,6-diamine (16c). Purified by column chromatography (CHCl₃/EtOAc 10 : 1), R_f 0.18, dark brown powder; yield 0.063 g (40%); mp 158-160 °C. IR (KBr, ν_{max}, cm⁻¹): 3247 (NH). ¹H NMR (400 MHz, CDCl₃): δ_H 13.48, 9.75 (2 s, 1H, NHAr), 11.55, 8.13 (2 br s, 1H, NHCH), 8.34 (s, 1H, C(2)-H), 7.68-7.58 (m, 2H, ArH), 6.99-6.90 (m, 2H, ArH), 3.98-3.92 (m, 2H, OCH₂), 3.29-3.18 (m, 1H, NCH), 1.89-1.78 (m, 2H, CH₂CH₃), 1.09-0.73 [m, 7H, CH₃, (CH₂)₂]. ¹³C NMR (100.6 MHz, CDCl₃): δ_C 165.6, 165.5, 164.5, 161.2, 157.6, 157.0, 147.6, 143.4, 138.7 (2), 129.8, 128.3, 125.5, 124.3, 115.0 (2), 69.9, 69.8, 24.4, 23.2, 22.6, 22.5, 10.5 (2), 7.5, 7.2. HRMS (ES): *m/z* calcd for C₁₆H₂₀N₅O₂ [M + H]⁺: 314.1612; found: 314.1612.

N-Cyclopropyl-N'-(3,4-dimethoxyphenyl)-5-nitrosopyrimidine-4,6-diamine (16d). Purified by column chromatography (CHCl₃/EtOAc 4 : 1), R_f 0.19, dark brown powder; yield 0.081 g (52%); mp 153-155 °C. IR (KBr, ν_{max}, cm⁻¹): 3234, (NH). ¹H NMR (400 MHz, CDCl₃): δ_H 13.50, 9.77 (2 s, 1H, NHAr), 11.53, 8.13 (2 br s, 1H, NHCH), 8.34, 8.33 (2 s, 1H, C(2)-H), 7.45, 7.34 (2 d, *J* 2.4 Hz; *J* 2.4 Hz, 1H, ArH), 7.27-7.22 (m, 1H, ArH), 6.93-6.83 (m, 1H, ArH), 3.93, 3.91 (2), 3.89 [4 s, 6H, (OCH₃)₂], 3.29-3.17 (m, 1H, NCH), 1.07-0.71 [m, 4H, (CH₂)₂]. ¹³C NMR (100.6 MHz, CDCl₃): δ_C 165.5 (2), 164.5, 161.1, 149.2 (2), 147.6, 147.5, 146.9, 143.3, 138.7 (2), 130.4, 129.0, 116.5, 114.9, 111.4, 111.2, 108.1, 107.1, 56.1 (4), 24.4, 23.2, 7.5, 7.2. HRMS (ES): *m/z* calcd for C₁₅H₁₈N₅O₃ [M + H]⁺: 316.1404; found: 316.1403.

N-Cyclopropyl-N'-(3,4,5-trimethoxyphenyl)-5-nitrosopyrimidine-4,6-diamine (16e). Purified by column chromatography (CHCl₃/EtOAc 2 : 1), R_f 0.23, light brown powder; yield 0.021 g (12%); mp 158-160 °C. IR (KBr, ν_{max}, cm⁻¹): 3408, 3301, (NH). ¹H NMR (400 MHz, CDCl₃): δ_H 13.44, 9.81 (2 s, 1H, NHAr), 11.51, 8.16 (2 br s, 1H, NHCH), 8.38, 8.36 (2 s, 1H, C(2)-H), 7.11, 7.03 (2 s, 2H, ArH), 3.91, 3.90, 3.87, 3.86 [4 s, 9H, (OCH₃)₃], 3.29-3.21 (m, 1H, NCH), 1.07-0.80 [m, 4H, (CH₂)₂]. ¹³C NMR (100.6 MHz, CDCl₃): δ_C 165.5 (2), 164.5, 161.1, 153.5, 153.4, 147.4, 143.3, 138.6 (2), 136.5, 135.7, 133.1, 131.7, 101.7, 100.1, 61.0 (2), 56.3 (2), 24.5, 23.2, 7.5, 7.3. HRMS (ES): *m/z* calcd for C₁₆H₂₀N₅O₄ [M + H]⁺: 346.1510; found: 346.1509.

N-Cyclopropyl-N'-[(3-trifluoromethyl)phenyl]-5-nitrosopyrimidine-4,6-diamine (16f). Purified by column chromatography (CHCl₃/EtOAc 4 : 1), R_f 0.48, green solid; yield 0.0145 g (9%); mp 158-160 °C. IR (KBr, ν_{max}, cm⁻¹): 3258 (NH). ¹H NMR (400 MHz, CDCl₃): δ_H 13.31, 9.96 (2 s, 1H, NHAr), 11.41, 8.21 (2 br s, 1H, NHCH), 8.44, 8.39 (2 s, 1H, C(2)-H), 8.27, 8.12 (2 s, 1H, ArH), 7.98, 7.91 (2 d, *J* 8 Hz, *J* 7.6 Hz, 1H, ArH), 7.59-7.47 (m, 2H, ArH), 3.33-3.23 (m, 1H, NCH), 1.10-0.74 [m, 4H, (CH₂)₂]. ¹³C NMR (100.6 MHz, CDCl₃): δ_C 165.7, 165.4, 164.6, 161.5, 147.1, 143.1, 138.7, 138.5, 137.9, 136.8, 131.7 (q, *J* 32.4 Hz), 131.6 (q, *J* 32.6 Hz), 129.7, 129.6, 127.0, 125.0, 123.8 (q, *J* 270.9 Hz), 122.6 (q, *J* 3.7 Hz), 121.6 (q, *J* 3.8 Hz), 120.8 (q, *J* 3.9 Hz), 118.9 (q, *J* 4 Hz), 24.5, 23.3, 7.5, 7.3. HRMS (ES): *m/z* calcd for C₁₄H₁₃F₃N₅O [M + H]⁺: 324.1067; found: 324.1065.

N-Cyclopentyl-N'-(4-methoxyphenyl)-5-nitrosopyrimidine-4,6-diamine (17a). Purified by column chromatography (CHCl₃/EtOAc 10 : 1), R_f 0.26, dark brown solid; yield 0.121 g (77%); mp 112-113 °C. IR (KBr, ν_{max}, cm⁻¹): 3340, 3234 (NH). ¹H NMR (300 MHz, CDCl₃): δ_H 13.59, 9.76 (2 s, 1H, NHAr), 11.74, 8.13 (2 d, *J* 6 Hz; *J* 7.2 Hz, 1H, NHCH), 8.27, 8.24 (2 s, 1H, C(2)-H), 7.72-7.58 (m, 2H, ArH), 7.02-6.88 (m, 2H, ArH), 4.80-4.57 (m, 1H, NCH), 3.85, 3.83 (2 s, 3H, OCH₃), 2.30-2.04 (m, 2H, CH₂), 1.89-1.52 [m, 6H, (CH₂)₃]. ¹³C NMR (75 MHz, CDCl₃): δ_C 165.7, 165.6, 162.8, 161.5, 158.1, 157.5, 146.0, 144.1, 138.9 (2), 130.3, 128.9, 125.7, 124.6, 114.6, 55.8, 55.7, 53.3, 51.9, 33.5 (2), 24.0 (2). HRMS (ES): *m/z* calcd for C₁₆H₂₀N₅O₂ [M + H]⁺: 314.1612; found: 314.1612.

N-Cyclopentyl-N'-(4-ethoxyphenyl)-5-nitrosopyrimidine-4,6-diamine (17b). Purified by column chromatography (CHCl₃/EtOAc 7 : 1), R_f 0.54, dark brown solid; yield 0.139 g (85%); mp 114-115 °C. IR (KBr, ν_{max}, cm⁻¹): 3223, 3106 (NH). ¹H NMR (300 MHz, CDCl₃): δ_H 13.61, 9.76 (2 s, 1H, NHAr), 11.75, 8.12 (2 d, *J* 7.5 Hz; *J* 8.1 Hz, 1H, NHCH), 8.27, 8.24 (2 s, 1H, C(2)-H), 7.72-7.58 (m, 2H, ArH), 7.01-6.87 (m, 2H, ArH), 4.80-4.56 (m, 1H, NCH), 4.14-4.0 (m, 2H, OCH₂), 2.24-2.04 (m, 2H, CH₂), 1.90-1.52 [m, 6H, (CH₂)₃], 1.52-1.38 (m, 3H, CH₃). ¹³C NMR (75 MHz, CDCl₃): δ_C 165.7, 165.6, 162.8, 161.5, 157.5, 157.0, 146.0, 144.0, 138.9 (2), 130.2, 128.8, 125.7, 124.5,

115.2 (2), 64.0 (2), 53.3, 51.9, 33.5, 24.0 (2), 15.1 (2). HRMS (ES): m/z calcd for $C_{17}H_{22}N_5O_2$ [M + H]⁺: 328.1768; found: 328.1767.

N-Cyclopentyl-5-nitroso-N'-(4-propyloxyphenyl)pyrimidine-4,6-diamine (17c). Purified by column chromatography (CHCl₃/EtOAc 10 : 1), R_f 0.5, dark brown solid; yield 0.119 g (70%); mp 98-100 °C. IR (KBr, ν_{max} , cm⁻¹): 3227, 3119 (NH). ¹H NMR (300 MHz, CDCl₃): δ_H 13.62, 9.75 (2 s, 1H, NHAr), 11.75, 8.13 (2 d, J 7.2 Hz; J 8.1 Hz, 1H, NHCH), 8.28, 8.25 (2 s, 1H, C(2)-H), 7.70-7.59 (m, 2H, ArH), 7.01-6.90 (m, 2H, ArH), 4.80-4.58 (m, 1H, NCH), 3.96 (q, J 6.3 Hz, 2H, OCH₂), 2.29-2.04 (m, 2H, CH₂), 1.93-1.53 [m, 8H, CH₂CH₃, (CH₂)₃], 1.11-1.02 (m, 3H, CH₃). ¹³C NMR (75 MHz, CDCl₃): δ_C 165.6, 162.8, 161.5, 157.8, 157.2, 146.0, 144.1, 139.0, 138.9, 130.1, 128.7, 125.7, 124.5, 115.2 (2), 70.1, 70.0, 53.3, 51.9, 33.5, 24.0 (2), 22.8 (2), 10.8 (2). HRMS (ES): m/z calcd for $C_{18}H_{24}N_5O_2$ [M + H]⁺: 342.1925; found: 342.1922.

N-Cyclopentyl-N'-(3,4-dimethoxyphenyl)-5-nitrosopyrimidine-4,6-diamine (17d). Purified by column chromatography (CHCl₃/EtOAc 10 : 1), R_f 0.25, dark brown solid; yield 0.168 g (98%); mp 127-129 °C. IR (KBr, ν_{max} , cm⁻¹): 3219, 3131 (NH). ¹H NMR (300 MHz, CDCl₃): δ_H 13.65, 9.78 (2 s, 1H, NHAr), 11.74, 8.12 (2 d, J 6.9 Hz; J 7.2 Hz, 1H, NHCH), 8.29, 8.25 (2 s, 1H, C(2)-H), 7.46, 7.36 (2 d, J 2.4 Hz; J 2.4 Hz, 1H, ArH), 7.32-7.22 (m, 1H, ArH), 6.97-6.85 (m, 1H, ArH), 4.82-4.57 (m, 1H, NCH), 3.95, 3.93, 3.92, 3.91 [4 s, 6H, (OCH₃)₂], 2.32-2.0 (m, 2H, CH₂), 1.92-1.49 [m, 6H, (CH₂)₃]. ¹³C NMR (75 MHz, CDCl₃): δ_C 165.7, 165.6, 162.8, 161.4, 149.4, 147.7, 147.1, 146.0, 144.0, 138.9 (2), 130.8, 129.3, 116.7, 115.1, 111.6, 111.4, 108.3, 107.3, 56.4, 56.3 (2), 53.3, 51.9, 33.5, 29.9, 24.0 (2). HRMS (ES): m/z calcd for $C_{17}H_{22}N_5O_3$ [M + H]⁺: 344.1717; found: 344.1713.

N-Cyclopentyl-N'-(3,4,5-trimethoxyphenyl)-5-nitrosopyrimidine-4,6-diamine (17e). Purified by column chromatography (CHCl₃/EtOAc 4 : 1), R_f 0.48, dark brown solid; yield 0.131 g (70%); mp 135-136 °C. IR (KBr, ν_{max} , cm⁻¹): 3248 (NH). ¹H NMR (300 MHz, CDCl₃): δ_H 13.58, 9.81 (2 s, 1H, NHAr), 11.71, 8.15 (2 d, J 7.2 Hz; J 7.8 Hz, 1H, NHCH), 8.32, 8.27 (2 s, 1H, C(2)-H), 7.12, 7.04 (2 s, 2H, ArH), 4.81-4.57 (m, 1H, NCH), 3.92, 3.91, 3.88, 3.86 [4 s, 9H, (OCH₃)₃], 2.27-2.03 (m, 2H, CH₂), 1.91-1.53 [m, 6H, (CH₂)₃]. ¹³C NMR (75 MHz, CDCl₃): δ_C 165.8, 165.6, 162.7, 161.4, 153.7, 153.6, 145.9, 144.0, 138.8, 136.6, 135.8, 133.4, 132.1, 101.9, 100.3, 61.2 (2), 56.5 (2), 53.3, 51.9, 33.5, 24.0 (2). HRMS (ES): m/z calcd for $C_{18}H_{24}N_5O_4$ [M + H]⁺: 374.1823; found: 374.1822.

N-Cyclopentyl-N'-[(3-trifluoromethyl)phenyl]-5-nitrosopyrimidine-4,6-diamine (17f). Purified by column chromatography (CHCl₃/EtOAc 10 : 1), R_f 0.5, green solid; yield 0.018 g (10%); mp 117-118 °C. IR (KBr, ν_{max} , cm⁻¹): 3400, 3262 (NH). ¹H NMR (300 MHz, CDCl₃): δ_H 13.46, 9.97 (2 s, 1H, NHAr), 11.60, 8.21 (2 d, J 6 Hz; J 7.5 Hz, 1H, NHCH), 8.38, 8.31 (2 s, 1H, C(2)-H), 8.27, 8.13 (2 br s, 1H, ArH), 8.01-7.89 (m, 1H, ArH), 7.61-7.46 (m, 2H, ArH), 4.85-4.60 (m, 1H, NCH), 2.33-2.03 (m, 2H, CH₂), 1.92-1.51 [m, 6H, (CH₂)₃]. ¹³C NMR (75 MHz, CDCl₃): δ_C 165.9, 165.5, 162.7, 161.8, 145.6, 143.8, 138.9, 138.8, 138.3, 137.2, 131.9 (q, J 32.4 Hz), 129.9, 129.8, 127.2, 125.2, 122.7 (q, J 3.8 Hz), 121.7 (q, J 3.7 Hz), 121.1 (q, J 4 Hz), 119.1 (q, J 4 Hz), 53.4, 52.0, 33.5, 24.0. HRMS (ES): m/z calcd for $C_{16}H_{17}F_3N_5O$ [M + H]⁺: 352.1380; found: 352.1379.

N-Cyclohexyl-N'-(4-methoxyphenyl)-5-nitrosopyrimidine-4,6-diamine (18a). Purified by column chromatography (CHCl₃/EtOAc 4 : 1), R_f 0.5, dark brown solid; yield 0.14 g (85%); mp 112-113 °C. IR (KBr, ν_{max} , cm⁻¹): 3285 (NH). ¹H NMR (300 MHz, CDCl₃): δ_H 13.61, 9.76 (2 s, 1H, NHAr), 11.70, 8.09 (2 d, J 7.2 Hz; J 8.1 Hz, 1H, NHCH), 8.27, 8.24 (2 s, 1H, C(2)-H), 7.73-7.59 (m, 2H, ArH), 7.04-6.91 (m, 2H, ArH), 4.40-4.20 (m, 1H, NCH), 3.86, 3.84 (2 s, 3H, OCH₃), 2.22-1.19 [m, 10H, (CH₂)₅]. ¹³C NMR (75 MHz, CDCl₃): δ_C 165.9, 165.8, 162.5, 161.6, 158.1, 157.5, 145.7, 144.2, 138.9 (2), 131.2, 130.3, 128.9, 125.8, 124.6, 114.6, 55.8 (2), 50.4, 48.9, 33.2, 32.8, 25.6 (2), 25.0, 24.7. HRMS (ES): m/z calcd for $C_{17}H_{22}N_5O_2$ [M + H]⁺: 328.1768; found: 328.1770.

N-Cyclohexyl-N'-(4-ethoxyphenyl)-5-nitrosopyrimidine-4,6-diamine (18b). Purified by column chromatography (CHCl₃/EtOAc 10 : 1), R_f 0.5, dark brown solid; yield 0.145 g (85%); mp 122-123 °C. IR (KBr, ν_{max} , cm⁻¹): 3279, 3196 (NH). ¹H NMR (300 MHz, CDCl₃): δ_H 13.63, 9.77 (2 s, 1H, NHAr), 11.70, 8.11 (2 d, J 8.4 Hz; J 8.1 Hz, 1H, NHCH), 8.27, 8.24 (2 s, 1H, C(2)-H), 7.69-7.58 (m, 2H, ArH), 7.01-6.89 (m, 2H, ArH), 4.40-4.20 (m, 1H, NCH),

4.12-4.01 (m, 2H, OCH₂), 2.20-1.22 [m, 13H, CH₃, (CH₂)₅]. ¹³C NMR (75 MHz, CDCl₃): δ_C 165.6, 165.5, 162.2, 161.5, 157.6, 157.0, 145.6, 144.1, 138.9, 138.7, 130.2, 128.7, 125.7, 124.5, 115.2 (2), 64.0 (2), 50.5, 49.0, 33.2, 32.8, 25.6 (2), 25.0, 24.6, 15.1, 15.0. HRMS (ES): *m/z* calcd for C₁₈H₂₄N₅O₂ [M + H]⁺: 342.1925; found: 342.1926.

N-Cyclohexyl-5-nitroso-N'-(4-propyloxyphenyl)pyrimidine-4,6-diamine (18c). Purified by column chromatography (CHCl₃/EtOAc 10 : 1), R_f 0.43, dark brown solid; yield 0.138 g (77%); mp 105-107 °C. IR (KBr, ν_{max}, cm⁻¹): 3256, 3100 (NH). ¹H NMR (300 MHz, CDCl₃): δ_H 13.63, 9.76 (2 s, 1H, NHAr), 11.70, 8.09 (2 d, *J* 7.8 Hz; *J* 8.4 Hz, 1H, NHCH), 8.27, 8.24 (2 s, 1H, C(2)-H), 7.72-7.58 (m, 2H, ArH), 7.03-6.90 (m, 2H, ArH), 4.41-4.19 (m, 1H, NCH), 3.96 (q, *J* 6 Hz, 2H, OCH₂), 2.26-1.02 [m, 15H, CH₂CH₃, (CH₂)₅]. ¹³C NMR (75 MHz, CDCl₃): δ_C 165.7, 162.4, 161.6, 157.8, 157.2, 145.7, 144.2, 138.9, 138.8, 130.1, 128.7, 125.7, 124.6, 115.2 (2), 70.1, 70.0, 50.4, 48.9, 33.2, 32.8, 25.6 (2), 25.0, 24.7, 22.8 (2), 10.8 (2). HRMS (ES): *m/z* calcd for C₁₉H₂₆N₅O₂ [M + H]⁺: 356.2081; found: 356.2087.

N-Cyclohexyl-N'-(3,4-dimethoxyphenyl)-5-nitrosopyrimidine-4,6-diamine (18d). Purified by column chromatography (CHCl₃/EtOAc 10 : 1), R_f 0.25, dark brown solid; yield 0.133 g (72%); mp 129-131 °C. IR (KBr, ν_{max}, cm⁻¹): 3443, 3229 (NH). ¹H NMR (300 MHz, CDCl₃): δ_H 13.66, 9.77 (2 s, 1H, NHAr), 11.70, 8.08 (2 d, *J* 9 Hz; *J* 7.8 Hz, 1H, NHCH), 8.29, 8.25 (2 s, 1H, C(2)-H), 7.48-7.35 (m, 1H, ArH), 7.31-7.24 (m, 1H, ArH), 6.96-6.87 (m, 1H, ArH), 4.39-4.20 (m, 1H, NCH), 3.96-3.91 [m, 6H, (OCH₃)₂], 2.25-1.23 [m, 10H, (CH₂)₅]. ¹³C NMR (75 MHz, CDCl₃): δ_C 166.0, 165.8, 162.6, 161.6, 149.4 (2), 147.7, 147.1, 145.7, 144.2, 138.9 (2), 130.8, 129.4, 116.7, 115.1, 111.6, 111.5, 108.3, 107.4, 56.4, 56.3 (2), 50.4, 48.9, 33.2, 32.8, 25.6 (2), 25.0, 24.7. HRMS (ES): *m/z* calcd for C₁₈H₂₄N₅O₃ [M + H]⁺: 358.1874; found: 358.1876.

N-Cyclohexyl-N'-(3,4,5-trimethoxyphenyl)-5-nitrosopyrimidine-4,6-diamine (18e). Purified by column chromatography (CHCl₃/EtOAc 4 : 1), R_f 0.47, yellow brown solid; yield 0.158 g (81%); mp 134-135 °C. IR (KBr, ν_{max}, cm⁻¹): 3228 (NH). ¹H NMR (300 MHz, CDCl₃): δ_H 13.59, 9.82 (2 s, 1H, NHAr), 11.67, 8.11 (2 d, *J* 7.5 Hz; *J* 8.4 Hz, 1H, NHCH), 8.30, 8.25 (2 s, 1H, C(2)-H), 7.48-7.35 (m, 1H, ArH), 7.12, 7.04 (2 s, 2H, ArH), 4.41-4.20 (m, 1H, NCH), 3.92, 3.91 [2 s, 6H, (OCH₃)₂], 3.88, 3.86 (2 s, 3H, OCH₃), 2.22-1.24 [m, 10H, (CH₂)₅]. ¹³C NMR (75 MHz, CDCl₃): δ_C 166.1, 165.8, 162.6, 161.5, 153.7, 153.6, 145.6, 144.1, 138.8, 136.6, 135.8, 133.5, 132.1, 101.9, 100.3, 61.2, 56.5 (2), 50.4, 48.9, 33.2, 32.8, 25.6 (2), 25.0, 24.6. HRMS (ES): *m/z* calcd for C₁₉H₂₆N₅O₄ [M + H]⁺: 388.1979; found: 388.1985.

N-Cyclohexyl-N'-[(3-trifluoromethyl)phenyl]-5-nitrosopyrimidine-4,6-diamine (18f). Purified by column chromatography (CHCl₃/EtOAc 20 : 1), R_f 0.5, green solid; yield 0.03 g (16%); mp 138-139 °C. IR (KBr, ν_{max}, cm⁻¹): 3247, 3143 (NH). ¹H NMR (300 MHz, CDCl₃): δ_H 13.48, 9.99 (2 s, 1H, NHAr), 11.56, 8.20 (2 d, *J* 7.5 Hz; *J* 8.4 Hz, 1H, NHCH), 8.38, 8.31 (2 s, 1H, C(2)-H), 8.27, 8.12 (2 br s, 1H, ArH), 8.02-7.88 (m, 1H, ArH), 7.62-7.46 (m, 2H, ArH), 4.47-4.22 (m, 1H, NCH), 2.23-1.24 [m, 10H, (CH₂)₅]. ¹³C NMR (75 MHz, CDCl₃): δ_C 165.5, 165.4, 162.1, 161.9, 145.1, 143.8, 138.6, 138.2, 137.1, 132.1, 131.7, 131.1, 129.9 (2), 129.1, 127.3, 125.3, 122.9 (m), 121.8 (m), 121.1 (m), 119.2 (m), 50.8, 49.2, 33.2, 32.8, 25.6, 25.5, 24.9, 24.6. HRMS (ES): *m/z* calcd for C₁₇H₁₉F₃N₅O [M + H]⁺: 366.1536; found: 366.1540.

4-[[3-(Trifluoromethyl)phenyl]amino]-5-hydroxy-8-isopropyl-5,8-dihydropteridine-6,7-dione sodium salt (19f). White solid; yield 0.097 g (48%); mp 210-212 °C (decomp.). IR (KBr, ν_{max}, cm⁻¹): 3435 (NH), 1666, 1609 (C=O). ¹H NMR (400 MHz, DMSO-*d*₆): δ_H 11.12 (br s, 1H, NH), 7.96-7.55 (m, 5H, C(2)-H, ArH), 4.21 (br s, 1H, NCH), 1.21 [br s, 6H, (CH₃)₂]. ¹³C NMR (100.6 MHz, DMSO-*d*₆): δ_C 156.3, 153.5, 152.3, 151.9, 140.8, 137.7, 133.9, 130.6, 130.0, 129.5, 128.5, 126.5, 125.7, 125.4, 123.0, 108.6, 41.9, 23.0. HRMS (ES): *m/z* calcd for C₁₆H₁₃F₃N₅Na₂O₃ [M + Na]⁺: 426.0760; found: 426.0752.

8-Cyclopropyl-5-hydroxy-4-[(4-propyloxyphenyl)amino]-5,8-dihydropteridine-6,7-dione sodium salt (20c). Beige solid; yield 0.059 g (30%); mp > 300 °C (decomp.). IR (KBr, ν_{max}, cm⁻¹): 3406 (NH), 1648, 1607 (C=O). ¹H NMR (300 MHz, DMSO-*d*₆): δ_H 11.41 (d, *J* 3.8 Hz, 1H, NH), 7.89 (s, 1H, C(2)-H), 7.15-7.10 (m, 2H, ArH), 7.03-6.98 (m, 2H, ArH), 3.99 (t, *J* 6.4 Hz, 2H, OCH₂), 2.88-2.81 (m, 1H, NCH), 1.82-1.72 (m, 2H, CH₂CH₃), 1.01 (t, *J* 7.2 Hz,

3H, CH₃), 0.81-0.75 (m, 2H, CH₂), 0.47-0.42 (m, 2H, CH₂). ¹³C NMR (100.6 MHz, DMSO-*d*₆): δ_c 158.6, 156.5, 155.4, 152.3, 151.8, 141.1, 130.3, 129.2, 115.0, 108.8, 69.6, 23.8, 22.5, 10.9, 7.1. HRMS (ES): *m/z* calcd for C₁₈H₁₈N₅Na₂O₄ [M + Na]⁺: 414.1149; found: 414.1140.

8-Cyclopropyl-5-hydroxy-4-[(3,4,5-trimethoxyphenyl)amino]-5,8-dihydropteridine-6,7-dione sodium salt (20e). Beige solid; yield 0.125 g (59%); mp 260-262 °C (decomp.). IR (KBr, *v*_{max}, cm⁻¹): 3419 (NH), 1661, 1607 (C=O). ¹H NMR (300 MHz, DMSO-*d*₆): δ_H 11.38 (s, 1H, NH), 7.94 (s, 1H, C(2)-H), 6.64 (br s, 2H, ArH), 3.72 [s, 6H, (OCH₃)₂], 3.37 (s, 3H, OCH₃), 2.80 (br s, 1H, NCH), 0.74 (br s, 2H, CH₂), 0.47 (br s, 2H, CH₂). ¹³C NMR (100.6 MHz, DMSO-*d*₆): δ_c 156.3, 155.3, 153.5, 152.3, 151.9, 141.0, 137.5, 132.7, 108.7, 107.0, 60.4, 56.5, 23.8, 7.1. HRMS (ES): *m/z* calcd for C₁₈H₁₈N₅Na₂O₆ [M + Na]⁺: 446.1047; found: 446.1046.

8-Cyclopropyl-4-[(3-trifluoromethyl)phenyl]amino-5-hydroxy-5,8-dihydropteridine-6,7-dione sodium salt (20f). White powder; yield 0.159 g (79%); mp 258-260 °C (decomp.). IR (KBr, *v*_{max}, cm⁻¹): 3417 (NH), 1666, 1609 (C=O). ¹H NMR (300 MHz, DMSO-*d*₆): δ_H 11.43 (d, *J* 3.6 Hz, 1H, NH), 7.90 (s, 1H, C(2)-H), 7.83-7.72 (m, 3H, ArH), 7.65-7.60 (m, 1H, ArH), 2.90-2.82 (m, 1H, NCH), 0.84-0.76 (m, 2H, CH₂), 0.52-0.43 (m, 2H, CH₂). ¹³C NMR (100.6 MHz, DMSO-*d*₆): δ_c 156.3, 155.4, 152.3, 151.8, 140.7, 137.7, 134.0, 130.5, 130.3, 130.0, 126.6, 125.8, 125.4, 123.1, 109.0, 23.8, 7.1. HRMS (ES): *m/z* calcd for C₁₆H₁₁F₃N₅Na₂O₃ [M + Na]⁺: 424.0604; found: 424.0606.

8-Cyclopentyl-4-[(3-trifluoromethyl)phenyl]amino-5-hydroxy-5,8-dihydropteridine-6,7-dione sodium salt (21f). White solid; yield 0.135 g (63%); mp 270-272 °C (decomp.). IR (KBr, *v*_{max}, cm⁻¹): 3425 (NH), 1664, 1608 (C=O). ¹H NMR (400 MHz, DMSO-*d*₆): δ_H 11.44 (br s, 1H, NH), 7.91-7.56 (m, 5H, C(2)-H, ArH), 4.40-4.27 (m, 1H, NCH), 2.07-1.90 [m, 2H, CH₂], 1.80-1.38 [m, 6H, (CH₂)₃]. ¹³C NMR (100.6 MHz, DMSO-*d*₆): δ_c 156.2, 153.9, 152.3, 151.8, 140.7, 137.8, 134.0, 130.5, 130.3, 130.0, 126.6, 125.8, 125.4, 123.0, 108.7, 52.0, 33.2, 23.8. HRMS (ES): *m/z* calcd for C₁₈H₁₆F₃N₅NaO₃ [M + H]⁺: 430.1097; found: 430.1094.

8-Cyclohexyl-4-[(3-trifluoromethyl)phenyl]amino-5-hydroxy-5,8-dihydropteridine-6,7-dione sodium salt (22f). Beige solid; yield 0.135 g (61%); mp 252-254 °C (decomp.). IR (KBr, *v*_{max}, cm⁻¹): 3424 (NH), 1666, 1609 (C=O). ¹H NMR (300 MHz, DMSO-*d*₆): δ_H 11.39 (d, *J* 6.6 Hz, 1H, NH), 7.96-7.60 (m, 5H, C(2)-H, ArH), 3.96 (br s, 1H, NCH), 2.01-1.04 [m, 10H, (CH₂)₅]. ¹³C NMR (75 MHz, DMSO-*d*₆): δ_c 156.6, 153.8, 152.6, 152.2, 141.1, 138.0, 134.1 (2), 130.8, 130.6, 130.2, 126.8, 126.7, 125.6, 108.8, 48.9, 33.1, 26.1, 25.0. HRMS (ES): *m/z* calcd for C₁₉H₁₇F₃N₅Na₂O₃ [M + Na]⁺: 466.1073; found: 466.1075.

Methyl-*N*-cyclopropyl-*N*-{6-[(4-methoxyphenyl)amino]-5-nitropyrimidin-4-yl}glycinate (23a). Yellow powder; yield 0.069 g (37%); mp 133-135 °C. IR (KBr, *v*_{max}, cm⁻¹): 3350 (NH), 1752 (C=O). ¹H NMR (400 MHz, CDCl₃): δ_H 9.47 (s, 1H, NH), 8.08 (s, 1H, C(2)-H), 7.44 (d, *J* 9.2 Hz, 2H, ArH), 6.94 (d, *J* 9.2 Hz, 2H, ArH), 4.46 (s, 2H, NCH₂), 3.83 (s, 3H, OCH₃), 3.78 (s, 3H, OCH₃), 3.07-2.99 (m, 1H, NCH), 0.85-0.75 [m, 4H, (CH₂)₂]. ¹³C NMR (100.6 MHz, CDCl₃): δ_c 169.9, 157.8, 157.4, 157.1, 154.6, 130.1, 125.3, 115.6, 114.3, 55.5, 52.9, 52.3, 35.9, 8.9. HRMS (ES): *m/z* calcd for C₁₇H₂₀N₅O₅ [M + H]⁺: 374.1459; found: 374.1462.

Methyl-*N*-cyclopropyl-*N*-{5-nitro-6-[(4-propyloxyphenyl)amino]pyrimidin-4-yl}glycinate (23c). Purified by column chromatography (CHCl₃/EtOAc 10 : 1), *R*_f 0.5, yellow powder; yield 0.056g (25%); mp 145-147 °C. IR (KBr, *v*_{max}, cm⁻¹): 3345 (NH), 1753 (C=O). ¹H NMR (400 MHz, CDCl₃): δ_H 9.47 (s, 1H, NH), 8.08 (s, 1H, C(2)-H), 7.44-7.39 (m, 2H, ArH), 6.96-6.91 (m, 2H, ArH), 4.46 (s, 2H, NCH₂), 3.95 (t, *J* 6.8 Hz, 2H, OCH₂), 3.78 (s, 3H, OCH₃), 3.07-3.0 (m, 1H, NCH), 1.88-1.78 (m, 2H, CH₂CH₃), 1.06 (t, *J* 7.2 Hz, 3H, CH₃), 0.85-0.74 [m, 4H, (CH₂)₂]. ¹³C NMR (100.6 MHz, CDCl₃): δ_c 169.9, 157.8, 157.1 (2), 154.6, 129.9, 125.3, 115.6, 114.9, 69.8, 52.9, 52.3, 35.9, 22.6, 10.5, 8.9. HRMS (ES): *m/z* calcd for C₁₉H₂₄N₅O₅ [M + H]⁺: 402.1772; found: 434.1770.

Methyl-*N*-cyclopropyl-*N*-{6-[(3,4,5-trimethoxyphenyl)amino]-5-nitropyrimidin-4-yl}glycinate (23e). Purified by column chromatography (CHCl₃/EtOAc 2 : 1), *R*_f 0.62, yellow powder; yield 0.009g (4%); mp 158-160 °C. IR (KBr, *v*_{max}, cm⁻¹): 3346 (NH), 1760 (C=O). ¹H NMR (400 MHz, CDCl₃): δ_H 9.52 (s, 1H, NH), 8.13 (s, 1H, C(2)-H), 6.83 (s, 2H, ArH), 4.48 (s, 2H, NCH₂), 3.89 [s, 6H, (OCH₃)₂], 3.87 (s, 3H, OCH₃), 3.78 (s, 3H, OCH₃), 3.07-2.99 (m, 1H,

NCH), 0.85-0.76 [m, 4H, (CH₂)₂]. ¹³C NMR (100.6 MHz, CDCl₃): δ_c 169.8, 157.8, 156.9, 154.2, 153.4, 135.8, 133.0, 115.7, 101.3, 60.9, 56.2, 53.0, 52.4, 36.0, 8.9. HRMS (ES): v calcd for C₁₉H₂₄N₅O₇ [M + H]⁺: 434.1670; found: 434.1673.

Supplementary Materials

Supplementary material containing copies of ¹H and ¹³C NMR spectra of 4-alkylamino-6-aryl-amino-5-nitrosopyrimidines **15-18** can be found in the online version.

References

1. Keche, A. P.; Hatnapure, G. D.; Tale, R. H.; Rodge, A. H.; Birajdar, S. S.; Kamble, V. M. *Bioorg. Med. Chem. Letters* **2012**, *22*, 3445.
<http://dx.doi.org/10.1016/j.bmcl.2012.03.092>
2. Novikov, M. S.; Valuev-Elliston, V. T.; Babkov, D. A.; Paramonova, M. P.; Ivanov, A. V.; Gavryushov, S. A.; Khandazhinskaya, A. L.; Kochetkov, S. N.; Pannecouque, C.; Andrei, G.; Snoeck, R.; Balzarini, J.; Seley-Radtke, K. L. *Bioorg. Med. Chem.* **2013**, *21*, 1150.
<http://dx.doi.org/10.1016/j.bmc.2012.12.027>
3. Pan, L.; Jiang, Y.; Liu, Z.; Liu, X.-H.; Liu, Z.; Wang G.; Li, Z.-M.; Wang, D. *Eur. J. Med. Chem.* **2012**, *50*, 18.
<http://dx.doi.org/10.1016/j.ejmech.2012.01.011>
4. Grillot, A.-L.; Le Tiran, A.; Shannon, D.; Krueger, E.; Liao, Y.; O'Dowd, H.; Tang, Q.; Ronkin, S.; Wang, T.; Waal, N.; Li, P.; Lauffer, D.; Sizensky, E.; Tanoury, J.; Perola, E.; Grossman, T. H.; Doyle, T.; Hanzelka, B.; Jones, S.; Dixit V.; Ewing, N.; Liao, S.; Boucher, B.; Jacobs, M.; Bennani, Y.; Charifson, P. S. *J. Med. Chem.* **2014**, *57*, 8792.
<http://dx.doi.org/10.1021/jm500563g>
5. Tale, R. H.; Rodge, A. H.; Hatnapure, G. D.; Keche, A. P. *Bioorg. Med. Chem. Letters* **2011**, *21*, 4648.
<http://dx.doi.org/10.1016/j.bmcl.2011.03.062>
6. Ding, H. X.; Leverett, C. A.; Kyne, R. E.; Lui, K. K.-C.; Fink, S. J.; Flick, A. C.; O'Donnell, C. J. *Bioorg. Med. Chem.* **2015**, *23*, 1895.
<http://dx.doi.org/10.1016/j.bmc.2015.02.056>
7. Olivella, M.; Marchal, A.; Noguers, M.; Sanchez, A.; Melguizo, M.; Raimondi, M.; Zachino, S.; Giannini, F.; Cobo, J.; Enriz, R. D. *Bioorg. Med. Chem.* **2012**, *20*, 6109.
<http://dx.doi.org/10.1016/j.bmc.2012.08.033>
8. Gaballa, A. S. *Spectrochim. Acta Part A* **2010**, *75*, 146.
<http://dx.doi.org/10.1016/j.ssa.2009.09.061>
9. Illan-Cabeza, N. A.; Garcia-Garcia, A. R.; Martinez-Martos, J. M.; Ramirez-Exposito, M. J.; Moreno-Carretero, M. N. *J. Inorg. Biochem.* **2013**, *126*, 118.
<http://dx.doi.org/10.1016/j.jinorgbio.2013.06.005>
10. Illan-Cabeza, N. A.; Jimenez-Pulido, S. B.; Ramirez-Exposito, M. J.; Garcia-Garcia, A. R.; Pena-Ruiz, T.; Martinez-Martos, J. M.; Moreno-Carretero, M. N. *J. Inorg. Biochem.* **2015**, *143*, 20.
<http://dx.doi.org/10.1016/j.jinorgbio.2014.11.004>

11. Arris, C. E.; Boyle, F. T.; Calvert, A. H.; Curtin, N. J.; Endicott, J. A.; Garman, E. F.; Gibson, A. E.; Golding, B. T.; Grant, S.; Griffin, R. J.; Jewsbury, P.; Johnson, L. N.; Lawrie, A. M.; Newell, D. R.; Noble, M. E.; Sausville, E. A.; Schultz, R.; Yu, W. *J. Med. Chem.*, **2000**, *43*, 2797.
<http://dx.doi.org/10.1021/jm.990628o>
12. Mesguiche, V.; Parsons, R. J.; Arris, C. E.; Bentley, J.; Boyle, F. T.; Curtin, N. J.; Davies, T. G.; Endicott, J. A.; Gibson, A. E.; Golding, B. T.; Griffin, R. J.; Jewsbury, P.; Johnson, L. N.; Newell, D. R.; Noble, M. E. M.; Wang, L. Z.; Hardcastle, I. R. *Bioorg. Med. Chem. Lett.* **2003**, *13*, 217.
[http://dx.doi.org/10.1016/S0960-894X\(02\)00884-3](http://dx.doi.org/10.1016/S0960-894X(02)00884-3)
13. Sayle, K. L.; Bentley, J.; Boyle, F. T.; Calvert, A. H.; Cheng, Y.; Curtin, N. J.; Endicott, J. A.; Golding, B. T.; Hardcastle, I. R.; Jewsbury, P.; Mesguiche, V.; Newell, D. R.; Noble, M. E. M.; Parsons, R. J.; Pratt, D. J.; Wang, L. Z.; Griffin, R. J. *Bioorg. Med. Chem. Lett.* **2003**, *13*, 3079.
[http://dx.doi.org/10.1016/S0960-894X\(03\)00651-6](http://dx.doi.org/10.1016/S0960-894X(03)00651-6)
14. Marchetti, F.; Cano, C.; Curtin, N. J.; Golding, B. T.; Griffin, R. J.; Haggerty, K.; Newell, D. R.; Parsons, R. J.; Payne, S. L.; Wang, L. Z.; Hardcastle, I. R. *Org. Biomol. Chem.* **2010**, *8*, 2397.
<http://dx.doi.org/10.1039/b925481a>
15. Rios-Luci, C.; Dominguez-Kelly, R.; Leon, L. G.; Diaz-Rodriguez, E.; Freire, R.; Pandiella, A.; Cikotiene, I.; Padron, J. M. *Bioorg. Med. Chem. Lett.* **2011**, *21*, 6641.
<http://dx.doi.org/10.1016/j.bmcl.2011.09.069>
16. Marchal, A.; Nogueras, M.; Sanchez, A.; Low, J. N.; Naesens, L.; De Clercq, E.; Melguizo, M. *Eur. J. Org. Chem.* **2010**, 3823.
<http://dx.doi.org/10.1002/ejoc.201000195>
17. Cobo, J.; Nogueras, M.; J. N. Low, J. N.; R. Rodriguez, R. *Tetrahedron Lett.* **2008**, *49*, 7271.
<http://dx.doi.org/10.1016/j.tetlet.2008.10.026>
18. Steinlin, T.; Vasella, A. *Helv. Chim. Acta* **2009**, *92*, 588.
<http://dx.doi.org/10.1002/hlca.200900009>
19. Gillerman, I.; Fischer, B. *J. Med. Chem.* **2011**, *54*, 107.
<http://dx.doi.org/10.1021/jm101286g>
20. Prochazkova, E.; Čechova, L.; Tarabek, J.; Janeba, Z.; Dračinsky, M. *J. Org. Chem.* **2016**, *81*, 3780.
<http://dx.doi.org/10.1021/acs.joc.6b00446>
21. Susvilo I.; Brukstus, A.; Tumkevicius, S. *Tetrahedron Lett.* **2005**, *46*, 1841.
<http://dx.doi.org/10.1016/j.tetlet.2005.01.119>
22. Susvilo I.; Brukstus, A.; Tumkevicius, S. *J. Heterocycl. Chem.*, **2006**, *43*, 267.
<http://dx.doi.org/10.1002/j.het.5570430205>
23. Urbelis, G.; Susvilo I.; Tumkevicius, S. *J. Mol. Model.*, **2007**, *13*, 219.
<http://dx.doi.org/10.1007/s00894-006-0155-6>
24. Dračinsky, M.; Čechova, L.; Hodgkinson, P.; Prochazkova, E.; Janeba, Z. *Chem. Commun.*, **2015**, *51*, 13986.
<http://dx.doi.org/10.1039/c5cc05199a>
25. Čechova, L.; Prochazkova, E.; Cisarova, I.; Dračinsky, M.; Janeba, Z. *Chem. Commun.*, **2014**, *50*, 14892.
<http://dx.doi.org/10.1039/c4cc06978a>
26. Prochazkova, E.; Čechova, L.; Janeba, Z.; Dračinsky, M. *J. Org. Chem.* **2013**, *78*, 10121.
<http://dx.doi.org/10.1021/jo401441z>