

Bis(2-cyanoacetamides): versatile precursors for bis(dihydropyridine-3,5-dicarbonitriles)

Sherif M. H. Sanad, Ahmed H. M. Elwahy,* and Ismail A. Abdelhamid*

Chemistry Department, Faculty of Science, Cairo University, Giza-Egypt

Email: aelwahy@hotmail.com, ismail_shafy@yahoo.com

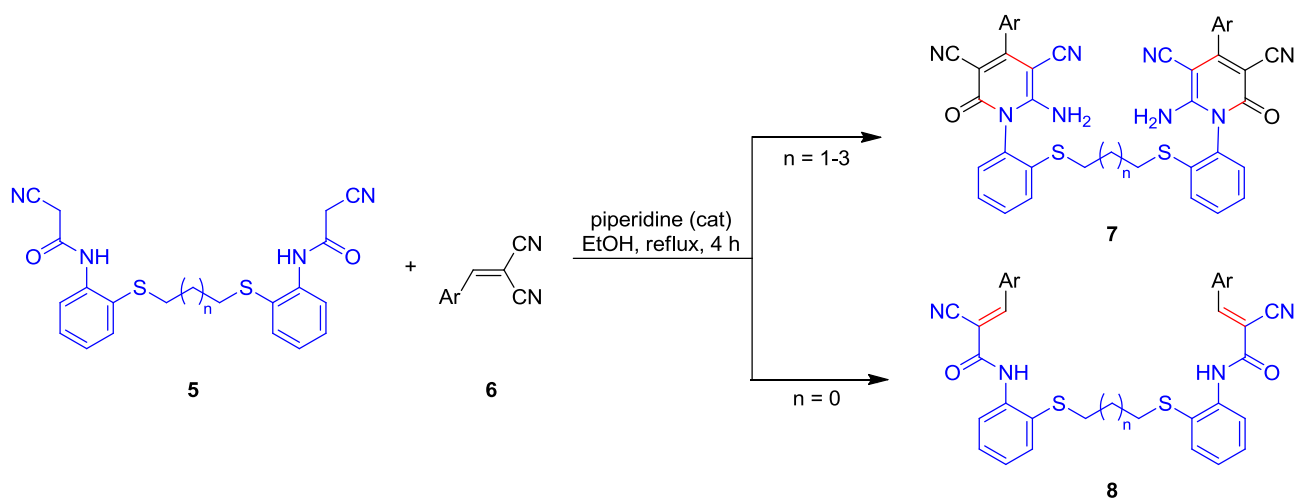
Received 07-07-2018

Accepted 08-10-2018

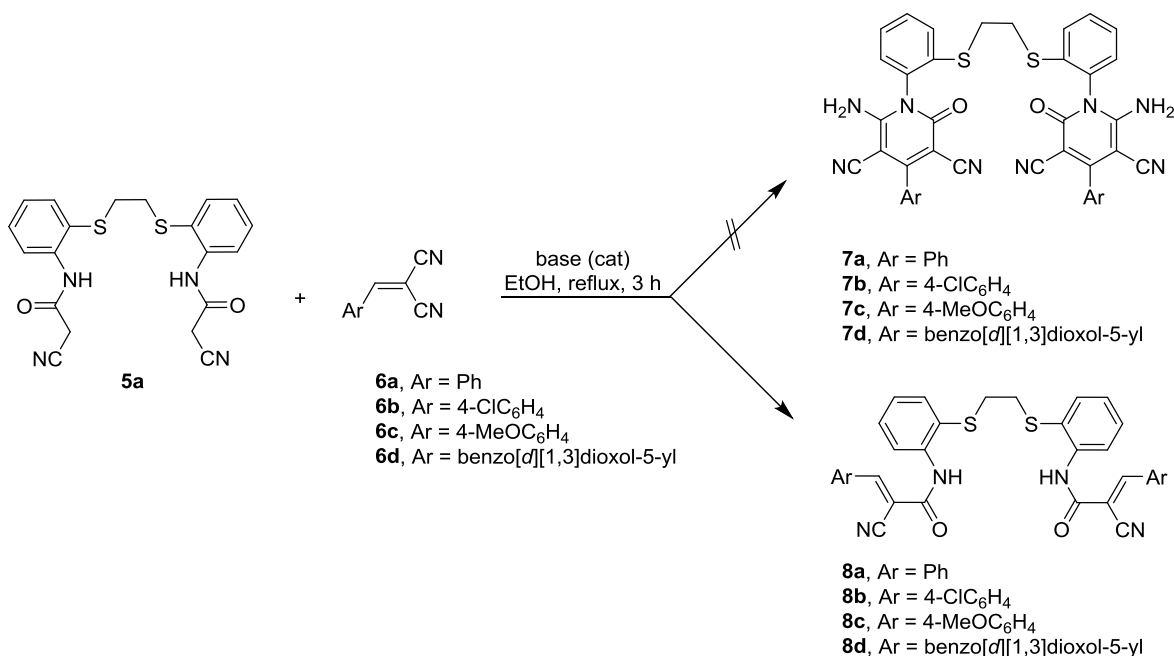
Published on line 08-27-2018

Abstract

Bis(6-amino-1,2-dihydropyridine-3,5-dicarbonitriles) containing thioether linkages are prepared *via* the condensation of bis(cyanoacetamides) with α -substituted cinnamionitriles in the presence of piperidine. The target compounds can also be obtained *via* a three-component reaction of bis(cyanoacetamides) with two equivalents of both aldehydes and malononitrile in ethanol containing piperidine as a base.



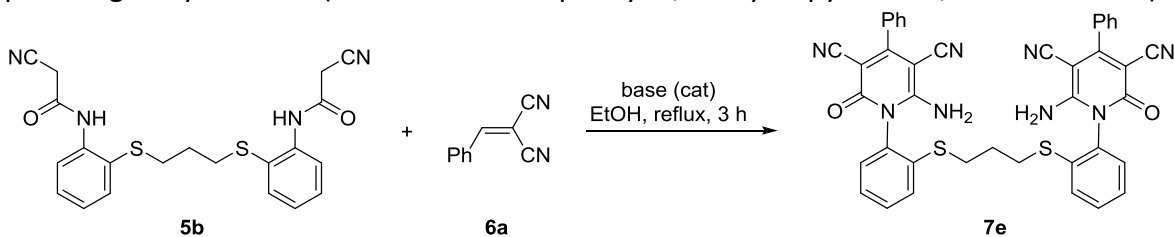
Keywords: Bis(cyanoacetamides), Michael addition, bis(dihydropyridine-3,5-dicarbonitrile), thioether linkage



Scheme 2. Unexpected formation of bis(2-cyano-3-phenylacrylamides) **8a-d**.

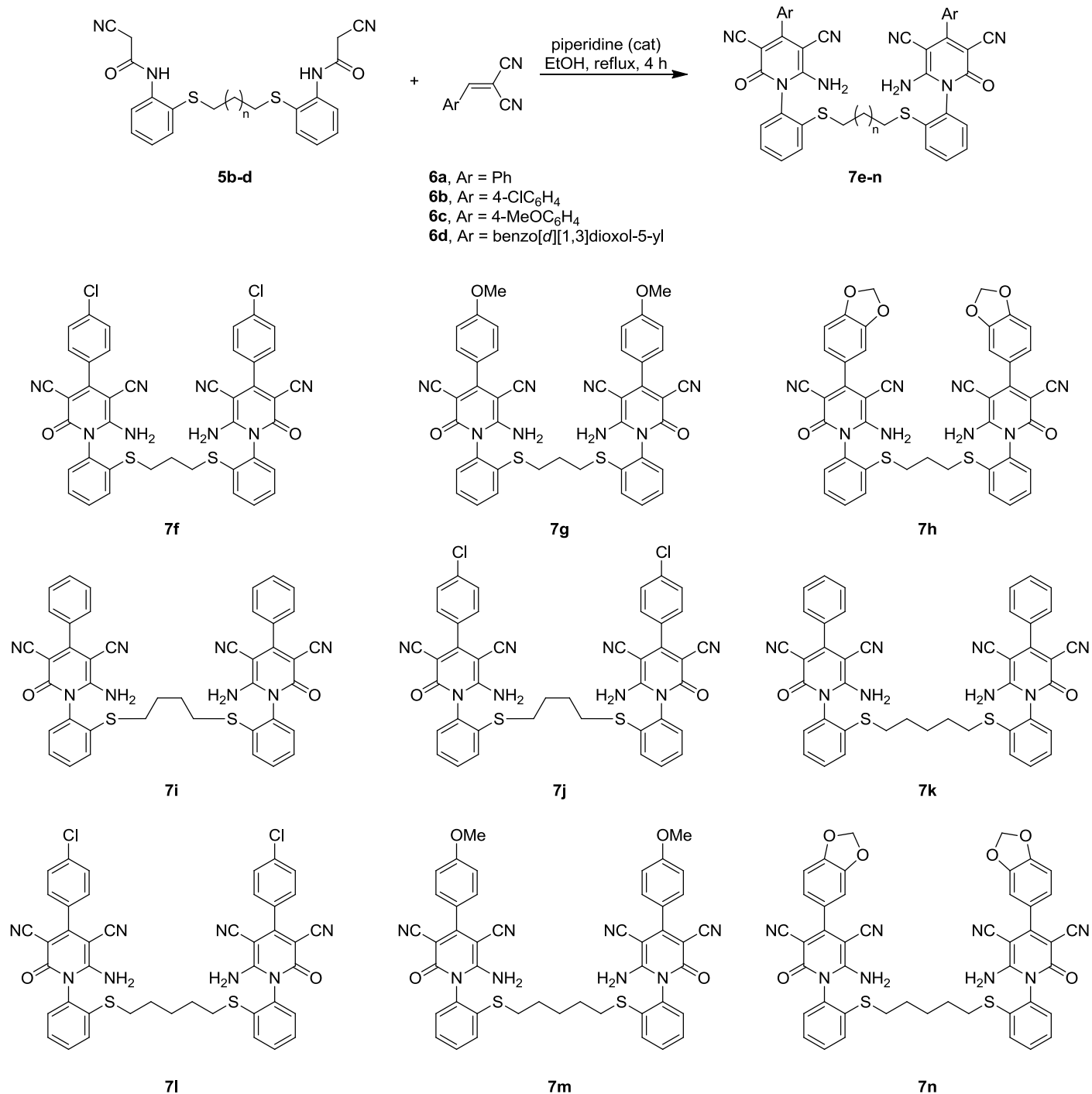
Fortunately, by increasing the number of methylene units between the two cyanoacetamide moieties, the desired products **7** could be obtained. Thus the reaction of bis(2-cyanoacetamide) **5b**, containing propyl linkage with benzylidenemalononitrile **6a** in refluxing ethanol in the presence of a variety of base catalysts including DBU, piperidine, DABCO, and triethylamine afforded the corresponding bis(6-amino-2-oxo-4-phenyl-1,2-dihydropyridine-3,5-dicarbonitrile) **7e** in good yield (Table 1).

Table 1. Optimizing the yield of bis(6-amino-2-oxo-4-phenyl-1,2-dihydropyridine-3,5-dicarbonitrile) **7e**



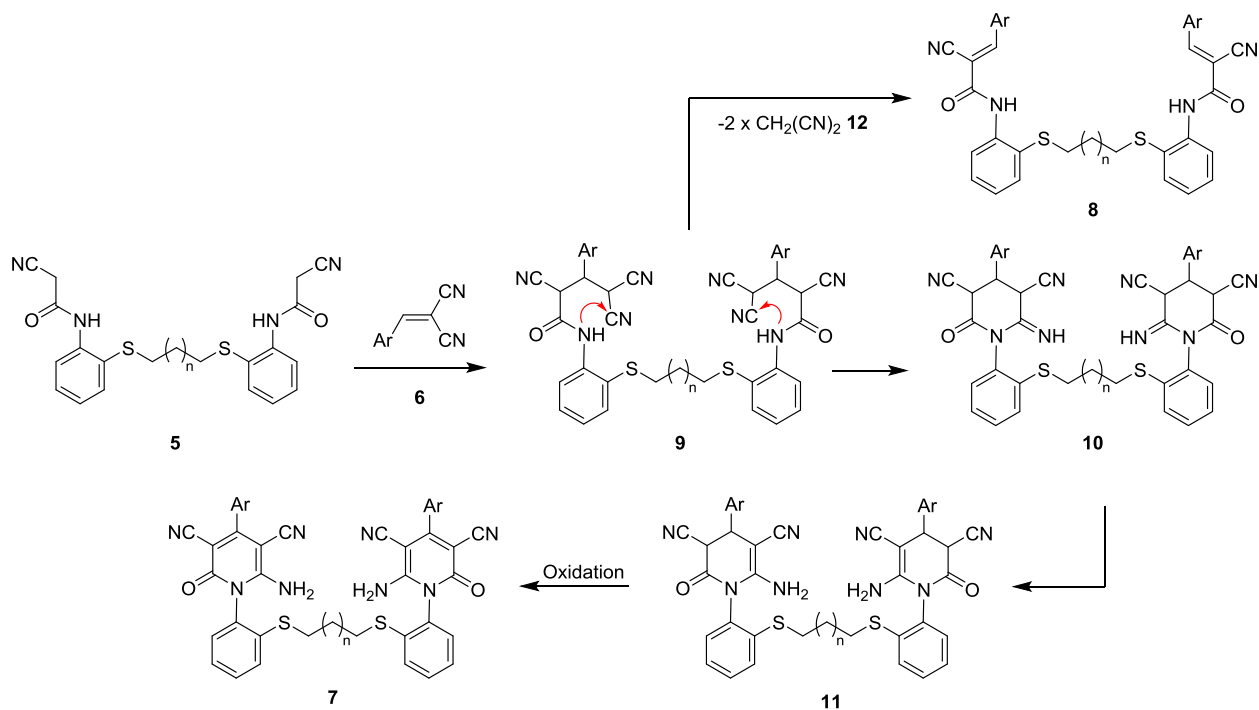
Entry	Base	Yield 7e (%)
1	DBU	79
2	Piperidine	85
3	DABCO	82
4	Et ₃ N	78

The use of piperidine in ethanol gave marginally better yields. With these conditions in hands, the scope of this reaction was investigated. A variety of bis(cyanoacetamides) containing thioether linkages **5b-d** underwent Michael-type addition reaction to the double bond of arylidene malononitriles **6a-d** in ethanol at reflux in the presence of piperidine leading to the formation of bis(pyridines) linked *via* thioethers **7** (Scheme 4).



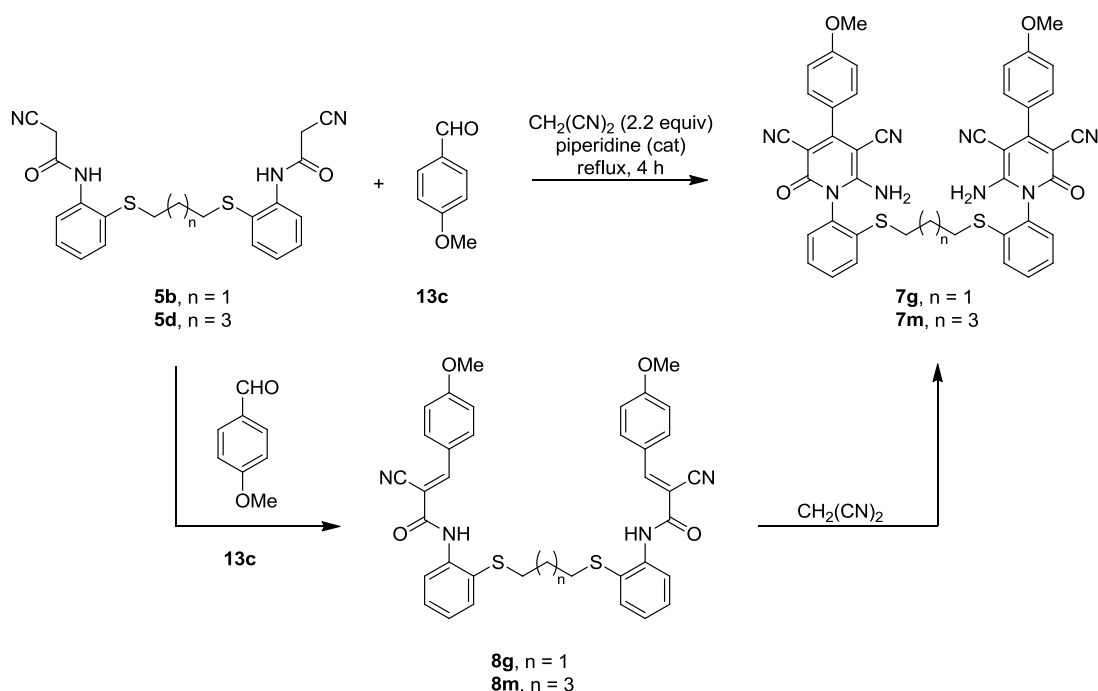
Scheme 4. Synthesis of bis(pyridine) derivatives **7f-n**.

The reaction proceeds most likely *via* initial Michael addition of the bis(cynomethylamide) **5** to the active C=C bond in arylidene malononitrile **6**, leading to the formation of adduct **9**. The cyclization involving NH and cyano group of the amide **9** leads to the formation of **10**. Isomerization of **10** to **11** and subsequent oxidation leads to the formation of the final isolable products **7** (Scheme 5). In few examples, especially those containing short thioether linkage, the adducts **9**, presumably for steric reasons, did not cyclize to give **7** but gave the bis(2-cyanoacrylamides) **8** *via* the loss of two molecules of malononitrile **12**.



Scheme 5. Proposed mechanism.

This pathway was confirmed by successful isolation of the bis(2-cyanoacrylamides) **8g** and **8m** through the direct reaction of bis(cyanoacetamides) **5b** and **5d** with 4-methoxybenzaldehyde **13c**. Subsequent reactions of **8g** and **8m** with malononitrile **12** gave compounds **7g** and **7m**, respectively. Moreover, the three-component reaction of 4-methoxybenzaldehyde **13c**, malononitrile **12** and bis(cyanoacetamides) **5b** and **5d** afforded the same products **7g** and **7m**, respectively, in good yield (Scheme 6).



Scheme 6. Synthesis of bis(pyridines) **7** through one pot three component reaction.

Elemental analyses as well as the spectroscopic data of the obtained products **7** support the proposed structures. The IR spectrum of **7f**, as a representative example, indicated the presence of the amino group at $\bar{\nu}$ 3437 and 3310 cm^{-1} , C≡N group at $\bar{\nu}$ 2216 cm^{-1} and a characteristic band at $\bar{\nu}$ 1678 cm^{-1} , which refers to the C=O group. ^1H NMR spectrum displayed two broad singlets at δ_{H} 1.88 and 3.07 assigned to the propane linkage. In addition, it showed a broad singlet signal at δ_{H} 8.04 exchangeable with D_2O assignable to the NH_2 protons. The aromatic protons appear at their expected positions in the region 7.40-7.68 ppm.

Conclusions

An efficient synthesis of thioether-linked bis(cyanoacetamides) was developed. The compounds were investigated as building blocks for new bis(6-amino-1,2-dihydropyridine-3,5-dicarbonitriles) *via* Michael addition reactions with arylidenemalononitrile derivatives. The structural assignments of the new compounds were supported by spectroscopic data and elemental analyses. A rational mechanistic pathway for the formation of the products was proposed.

Experimental Section

General. Melting points were measured with a Stuart melting point apparatus and are uncorrected. The IR spectra were recorded using a FTIR Bruker–vector 22 spectrophotometer as KBr pellets. The ^1H NMR spectra were recorded in $\text{DMSO}-d_6$ as solvent on Varian Gemini NMR spectrometer at 300 MHz using TMS as internal standard. Chemical shifts are reported as δ values in ppm. Mass spectra were recorded with a Shimadzu GCMS–QP–1000 EX mass spectrometer in EI (70 eV) model. The elemental analyses were performed at the Micro analytical center, Cairo University.

Synthesis of N,N' -{[alkane-1, ω -diylbis(sulfanediyl)]bis(2,1-phenylene)}bis(2-cyanoacetamide) (5a-d**).** A solution of 1-cyanoacetyl-3,5-dimethylpyrazole **4** (0.2 mol) was added to a solution of bis(amines) **3a-d** (0.1 mol) in toluene (100 mL) and the mixture was refluxed for 5 h. After cooling, the deposited solid was collected and recrystallized from toluene, yielding **5a-d**, respectively.

N,N' -{[Ethane-1,2-diylbis(sulfanediyl)]bis(2,1-phenylene)}bis(2-cyanoacetamide) (5a**).** Colorless crystals (390 mg, 95%), mp 192-194 °C (EtOH); IR ($\bar{\nu}$ cm^{-1}): 3294 (NH), 2205 (CN), 1682 (CO); ^1H NMR ($\text{DMSO}-d_6$): δ_{H} 3.01 (s, 4H, SCH_2), 3.94 (s, 4H, CH_2CN), 7.16-7.55 (m, 8H, ArH's), 9.73 (s, 2H, 2 NH); Anal. For $\text{C}_{20}\text{H}_{18}\text{N}_4\text{O}_2\text{S}_2$ (410.51) Calcd: C, 58.52; H, 4.42; N, 13.65. Found: C, 58.31; H, 4.63; N, 13.78%.

N,N' -{[Pentane-1,5-diylbis(sulfanediyl)]bis(2,1-phenylene)}bis(2-cyanoacetamide) (5d**).** Colorless crystals (384 mg, 85%), mp 154-156 °C (EtOH); IR ($\bar{\nu}$ cm^{-1}): 3447, 3306 (NH_2), 2214 (CN), 1670 (CO); ^1H NMR ($\text{DMSO}-d_6$): δ_{H} 1.50-1.52 (m, 6H, $\text{SCH}_2\text{CH}_2\text{CH}_2\text{CH}_2\text{CH}_2\text{S}$), 2.85 (t, 4H, $\text{SCH}_2\text{CH}_2\text{CH}_2\text{CH}_2\text{CH}_2\text{S}$), 3.94 (s, 4H, $\text{CH}_2\text{-CN}$), 7.18-7.50 (m, 8H, ArH's), 9.69 (br. s, 2H, 2 NH); Anal. for $\text{C}_{23}\text{H}_{24}\text{N}_4\text{O}_2\text{S}_2$ (452.59) Calcd: C, 61.04; H, 5.35; N, 12.38. Found: C, 61.23; H, 5.47; N, 12.51%.

General procedure for synthesis of compound **7e-n**

Method A. A mixture of bis(2-cyanoacetamides) **5a-d** (1 mmol) and activated cinnamionitriles **6a-d** (2.2 mmol) in absolute ethanol (15 mL) was heated at reflux in the presence of piperidine (0.2 mL) for 3 h. The crude solids were isolated and recrystallized from the proper solvent.

Method B. To a mixture of bis(2-cyanoacetamides) **5a-d**, aromatic aldehydes **13a-d** (2.2 mmol) and malononitrile **11** (2.2 mmol) in absolute ethanol (15 mL) piperidine (0.2 mL) was added. The mixture was heated at reflux for 3 h. The crude solids were isolated and recrystallized from the proper solvent.

1,1'-[[Propane-1,3-diylbis(sulfanediyl)]bis(2,1-phenylene)]bis(6-amino-2-oxo-4-phenyl-1,2-dihydropyridine-3,5-dicarbonitrile) (7e). Brown crystals (Method A. 618 mg, 85%), mp208-210 °C (Dioxane/EtOH, 25:75) IR ($\bar{\nu}$ cm⁻¹): 3441, 3311 (NH₂), 2214 (CN), 1679 (CO); ¹H NMR (DMSO-*d*₆): δ_{H} 1.86-1.90 (m, 2H, SCH₂CH₂CH₂S), 3.07 (t, 4H, SCH₂CH₂CH₂S), 7.25-7.64 (m, 18H, ArH's), 8.00 (s, br, 4H, 2 NH₂); ¹³C NMR (DMSO-*d*₆): δ_{C} 27.5, 29.7, 74.8, 115.4, 116.1, 127.4, 127.8, 128.6, 129.5, 130.3, 130.7, 132.0, 132.5, 134.4, 156.5, 158.7, 161.5; Anal. for C₄₁H₂₈N₈O₂S₂ (728.85) Calcd: C, 67.57; H, 3.87; N, 15.37. Found: C, 67.88; H, 4.12; N, 15.02%.

1,1'-[[Propane-1,3-diylbis(sulfanediyl)]bis(2,1-phenylene)]bis[6-amino-4-(4-chlorophenyl)-2-oxo-1,2-dihydropyridine-3,5-dicarbonitrile] (7f). Brown crystals (Method A: 438 mg, 55%), mp200-202 °C (Dioxane/EtOH, 25:75); IR ($\bar{\nu}$ cm⁻¹): 3437, 3310 (NH₂), 2216 (CN), 1678 (CO); ¹H NMR (DMSO-*d*₆): δ_{H} 1.85-1.92 (m, 2H, SCH₂CH₂CH₂S), 3.07 (t, 4H, SCH₂CH₂CH₂S), 7.40-7.68 (m, 16H, ArH's), 8.04 (s, br, 4H, 2 NH₂); Anal. for C₄₁H₂₆Cl₂N₈O₂S₂ (797.73) Calcd: C, 61.73; H, 3.29; N, 14.05. Found: C, 61.99; H, 3.50; N, 14.20%.

1,1'-[[Propane-1,3-diylbis(sulfanediyl)]bis(2,1-phenylene)]bis[6-amino-4-(4-methoxyphenyl)-2-oxo-1,2-dihydropyridine-3,5-dicarbonitrile] (7g). Pale yellow crystals (Method A, 551 mg, 70%; Method B, 592 mg, 75%), mp164-166 °C (EtOH); IR ($\bar{\nu}$ cm⁻¹): 3448, 3304 (NH₂), 2215 (CN), 1669 (CO); ¹H NMR (DMSO-*d*₆): δ_{H} 1.84-1.88 (m, 2H, SCH₂CH₂CH₂S), 3.07 (t, 4H, SCH₂CH₂CH₂S), 3.86 (s, 6H, 2 OCH₃), 6.92-7.60 (m, 16H, ArH's), 8.03 (s, br, 4H, 2 NH₂); ¹³C NMR (DMSO-*d*₆): δ_{C} 27.8, 31.7, 55.2, 74.9, 113.9, 115.8, 116.4, 120.7, 126.4, 127.4, 129.5, 129.7, 130.5, 132.5, 135.7, 156.6, 158.9, 160.7, 161.0; Anal. for C₄₃H₃₂N₈O₄S₂ (788.90) Calcd: C, 65.47; H, 4.09; N, 14.20. Found: C, 65.19; H, 4.31; N, 14.32%.

1,1'-[[Propane-1,3-diylbis(sulfanediyl)]bis(2,1-phenylene)]bis[6-amino-4-(benzo[d][1,3]dioxol-5-yl)-2-oxo-1,2-dihydropyridine-3,5-dicarbonitrile] (7h). Pale yellow crystals (Method A, 587 mg, 72%), mp208-210 °C (Dioxane/EtOH, 25:75); IR ($\bar{\nu}$ cm⁻¹): 3442, 3326 (NH₂), 2216 (CN), 1675 (CO); ¹H NMR (DMSO-*d*₆): δ_{H} 1.84-1.88 (m, 2H, SCH₂CH₂CH₂S), 3.09 (t, 4H, SCH₂CH₂CH₂S), 6.16 (s, 4H, 2 OCH₂O), 6.86-7.62 (m, 14H, ArH's), 7.95 (s, br, 4H, 2 NH₂); Anal. for C₄₃H₂₈N₈O₆S₂ (816.87) Calcd: C, 63.23; H, 3.46; N, 13.72. Found: C, 63.00; H, 3.70; N, 13.99%.

1,1'-[[Butane-1,4-diylbis(sulfanediyl)]bis(2,1-phenylene)]bis(6-amino-2-oxo-4-phenyl-1,2-dihydropyridine-3,5-dicarbonitrile) (7i). Pale yellow crystals (Method A 504 mg, 68%), mp> 300 °C (Dioxane/EtOH, 25:75); IR ($\bar{\nu}$ cm⁻¹): 3443, 3315 (NH₂), 2214 (CN), 1677 (CO); ¹H NMR (DMSO-*d*₆): δ_{H} 1.69 (t, 4H, SCH₂CH₂CH₂CH₂S), 2.98 (t, 4H, SCH₂CH₂CH₂CH₂S), 7.40-7.57 (m, 18H, ArH's), 7.96 (s, br, 4H, 2 NH₂); ¹³C NMR (DMSO-*d*₆): δ_{C} 27.5, 31.2, 74.9, 115.5, 116.2, 120.7, 124.9, 127.5, 127.9, 128.6, 129.7, 130.3, 130.7, 132.3, 134.5, 135.6, 156.6, 158.8, 161.6; Anal. for C₄₂H₃₀N₈O₂S₂ (742.88) Calcd: C, 67.91; H, 4.07; N, 15.08. Found: C, 67.78; H, 4.24; N, 15.33%.

1,1'-[[Butane-1,4-diylbis(sulfanediyl)]bis(2,1-phenylene)]bis[6-amino-4-(4-chlorophenyl)-2-oxo-1,2-dihydropyridine-3,5-dicarbonitrile] (7j). Brown crystals (Method A: 405 mg, 50%), mp180-182 °C (Dioxane/EtOH, 25:75); IR ($\bar{\nu}$ cm⁻¹): 3439, 3308 (NH₂), 2213 (CN), 1676 (CO); ¹H NMR (DMSO-*d*₆): δ_{H} 1.68 (t, 4H, SCH₂CH₂CH₂CH₂S), 2.97 (t, 4H, SCH₂CH₂CH₂CH₂S), 7.22-7.67 (m, 16H, ArH's), 8.03 (s, br, 4H, 2 NH₂); Anal. for C₄₂H₂₈Cl₂N₈O₂S₂ (811.76) Calcd: C, 62.14; H, 3.48; N, 13.80. Found: C, 62.48; H, 3.66; N, 13.58%.

1,1'-[[Pentane-1,5-diylbis(sulfanediyl)]bis(2,1-phenylene)]bis(6-amino-2-oxo-4-phenyl-1,2-dihydropyridine-3,5-dicarbonitrile) (7k). Pale orange crystals (Method A: 522 mg, 69%), mp192-194 °C (Dioxane/EtOH, 25:75); IR ($\bar{\nu}$ cm⁻¹): 3440, 3314 (NH₂), 2216 (CN), 1680 (CO); ¹H NMR (DMSO-*d*₆): δ_{H} 1.55-1.58 (m, 6H, SCH₂CH₂CH₂CH₂CH₂S), 2.95 (t, 4H, SCH₂CH₂CH₂CH₂CH₂S), 7.23-7.57 (m, 18H, ArH's), 7.96 (s, br, 4H, 2 NH₂); ¹³C NMR (DMSO-*d*₆): δ_{C} 27.2, 27.9, 31.7, 74.8, 115.4, 115.9, 120.2, 126.3, 127.4, 127.8, 129.8, 130.2, 130.6, 132.3,

134.4, 135.6, 156.6, 158.7, and 161.5; Anal. for $C_{43}H_{32}N_8O_2S_2$ (756.90) Calcd: C, 68.24; H, 4.26; N, 14.80. Found: C, 68.01; H, 4.10; N, 15.03%.

1,1'-[[Pentane-1,5-diylbis(sulfanediyl)]bis(2,1-phenylene)]bis[6-amino-4-(4-chlorophenyl)-2-oxo-1,2-dihydropyridine-3,5-dicarbonitrile] (7l). Pale yellow crystals (Method A. 487 mg, 59%), mp156-158 °C (EtOH); IR ($\bar{\nu}$ cm^{-1}): 3440, 3316 (NH₂), 2218 (CN), 1681 (CO); ¹H NMR (DMSO-*d*₆): δ_H 1.55-1.57 (m, 6H, SCH₂CH₂CH₂CH₂CH₂S), 2.91 (t, 4H, SCH₂CH₂CH₂CH₂CH₂S), 7.23-7.68 (m, 16H, ArH's), 8.01 (s, br, 4H, 2 NH₂); Anal. for $C_{43}H_{30}Cl_2N_8O_2S_2$ (825.79) Calcd: C, 62.54; H, 3.66; N, 13.57. Found: C, 62.39; H, 3.28; N, 13.74%.

1,1'-[[Pentane-1,5-diylbis(sulfanediyl)]bis(2,1-phenylene)]bis[6-amino-4-(4-methoxyphenyl)-2-oxo-1,2-dihydropyridine-3,5-dicarbonitrile] (7m). Pale yellow crystals (Method A. 693 mg, 85%; Method B, 662 mg, 81%), mp314-316 °C (Dioxane); IR ($\bar{\nu}$ cm^{-1}): 3447, 3306 (NH₂), 2214 (CN), 1670 (CO); ¹H NMR (DMSO-*d*₆): δ_H 1.55-1.58 (m, 6H, SCH₂CH₂CH₂CH₂CH₂S), 2.94 (t, 4H, SCH₂CH₂CH₂CH₂CH₂S), 3.85 (s, 6H, 2 OCH₃), 7.10-7.61 (m, 16H, ArH's), 7.88 (s, br, 4H, 2 NH₂); Anal. for $C_{45}H_{36}N_8O_4S_2$ (816.96) Calcd: C, 66.16; H, 4.44; N, 13.72. Found: C, 66.35; H, 4.15; N, 13.98%.

1,1'-[[Pentane-1,5-diylbis(sulfanediyl)]bis(2,1-phenylene)]bis[6-amino-4-(benzo[d][1,3]dioxol-5-yl)-2-oxo-1,2-dihydropyridine-3,5-dicarbonitrile] (7n). Pale yellow crystals (Method A. 659 mg, 78%), mp186-188 °C (Dioxane/EtOH, 25:75); IR ($\bar{\nu}$ cm^{-1}): 3444, 3327 (NH₂), 2217 (CN), 1676 (CO); ¹H NMR (DMSO-*d*₆): δ_H 1.54-1.56 (m, 6H, SCH₂CH₂CH₂CH₂CH₂S), 2.94 (t, 4H, SCH₂CH₂CH₂CH₂CH₂S), 6.16 (s, 4H, 2 OCH₂O), 6.86-7.63 (m, 14H, ArH's), 7.91 (s, br, 4H, 2 NH₂); Anal. for $C_{45}H_{32}N_8O_6S_2$ (844.92) Calcd: C, 63.97; H, 3.82; N, 13.26. Found: C, 63.74; H, 3.99; N, 13.02%.

General procedure for the preparation of compounds (8). A mixture of substituted aldehydes **13** (2 mmol) and bis(2-cyanoacetamide) **5** (1 mmol) was refluxed in ethanol (20 mL) in the presence of piperidine (0.2 mL) for 3 h. The solid products so formed were recrystallized from dioxane or dioxane/EtOH (25:75).

N,N'-[[Ethane-1,2-diylbis(sulfanediyl)]bis(2,1-phenylene)]bis[2-cyano-3-phenylacrylamide] (8a). Colorless crystals (558 mg, 95%), mp220-222 °C (Dioxane/EtOH, 25:75); IR ($\bar{\nu}$ cm^{-1}): 3294 (NH), 2205 (CN), 1682 (CO); ¹H NMR (DMSO-*d*₆): δ_H 3.05 (s, 4H, SCH₂), 7.22-8.00 (m, 18H, ArH's), 8.36 (s, 2H, 2 CH=C(CN)), and 9.93 (s, 2H, 2 NH); Anal. For $C_{34}H_{26}N_4O_2S_2$ (586.73) Calcd: C, 69.60; H, 4.47; N, 9.55. Found: C, 69.25; H, 4.69; N, 9.77%.

N,N'-[[Ethane-1,2-diylbis(sulfanediyl)]bis(2,1-phenylene)]bis[3-(4-chlorophenyl)-2-cyanoacrylamide] (8b). Colorless crystals (590 mg, 90%), mp246-248 °C (Dioxane); IR ($\bar{\nu}$ cm^{-1}): 3290 (NH), 2200 (CN), 1677 (CO); ¹H NMR (DMSO-*d*₆): δ_H 3.02 (s, 4H, SCH₂), 7.19-8.04 (m, 16H, ArH's), 8.33 (s, 2H, 2 CH=C(CN)), and 9.74 (s, 2H, 2 NH); Anal. for $C_{34}H_{24}Cl_2N_4O_2S_2$ (655.61) Calcd: C, 62.29; H, 3.69; N, 8.55. Found: C, 62.02; H, 3.45; N, 8.78%.

N,N'-[[Ethane-1,2-diylbis(sulfanediyl)]bis(2,1-phenylene)]bis[2-cyano-3-(4-methoxyphenyl)acrylamide] (8c). Colorless crystals (563 mg, 87%), mp208-210 °C (Dioxane/EtOH, 25:75); IR ($\bar{\nu}$ cm^{-1}): 3290 (NH), 2200 (CN), 1672 (CO); ¹H NMR (DMSO-*d*₆): δ_H 3.28 (s, 4H, SCH₂), 3.93 (s, 6H, OCH₃) 7.10-8.28 (m, 18H, ArH's and CH=C(CN)), 9.72 (br. s, 2H, 2 NH); Anal. for $C_{36}H_{30}N_4O_4S_2$ (646.78) Calcd: C, 66.85; H, 4.68; N, 8.66. Found: C, 66.72; H, 4.46; N, 8.87%.

N,N'-[[Ethane-1,2-diylbis(sulfanediyl)]bis(2,1-phenylene)]bis[3-(benzo[d][1,3]dioxol-5-yl)-2-cyanoacrylamide] (8d). Colorless crystals (560 mg, 83%), mp274-276 °C (Dioxane/EtOH, 25:75); IR ($\bar{\nu}$ cm^{-1}): 3290 (NH), 2200 (CN), 1672 (CO); ¹H NMR (DMSO-*d*₆): δ_H 3.02 (s, 4H, SCH₂), 6.17 (s, 4H, 2 OCH₂O), 7.09-7.86 (m, 14H, ArH's), 8.21 (s, 2H, CH=C(CN)), 9.72 (br. s, 2H, 2 NH); Anal. for $C_{36}H_{26}N_4O_6S_2$ (674.75) Calcd: C, 64.08; H, 3.88; N, 8.30. Found: C, 64.19; H, 3.62; N, 8.45%.

N,N'-[[Propane-1,3-diylbis(sulfanediyl)]bis(2,1-phenylene)]bis[2-cyano-3-(4-methoxyphenyl)acrylamide] (8g). Pale yellow crystals (522 mg, 79%), mp202-204 °C (Dioxane/EtOH, 25:75); IR ($\bar{\nu}$ cm^{-1}): 3448, 3304 (NH₂), 2215 (CN), 1669 (CO); ¹H NMR (DMSO-*d*₆): δ_H 1.741.77 (m, 2H, SCH₂CH₂CH₂S), 2.97 (t, 4H, SCH₂CH₂CH₂S), 3.87

(s, 6H, 2 OCH₃), 7.12-7.99 (m, 16H, ArH's), 8.25 (s, 2H, CH=C(CN)), 9.66 (br. s, 2H, 2 NH); Anal. for C₃₇H₃₂N₄O₄S₂ (660.81) Calcd: C, 67.25; H, 4.88; N, 8.48. Found: C, 67.49; H, 4.99; N, 8.55%.

N,N'-[Pentane-1,5-diylbis(sulfanediy)]bis(2,1-phenylene)]bis[2-cyano-3-(4-methoxyphenyl)acrylamide] (8m). Pale yellow crystals (585 mg, 85%), mp134-136 °C (EtOH); IR ($\bar{\nu}$ cm⁻¹): 3447, 3306 (NH₂), 2214 (CN), 1670 (CO); ¹H NMR (DMSO-*d*₆): δ _H 1.49-1.50 (m, 6H, SCH₂CH₂CH₂CH₂CH₂S), 2.85 (t, 4H, SCH₂CH₂CH₂CH₂CH₂S), 3.87 (s, 6H, 2 OCH₃), 7.13-8.04 (m, 16H, ArH's), 8.28 (s, 2H, CH=C(CN)), 9.70 (br. s, 2H, 2 NH); Anal. for C₃₉H₃₆N₄O₄S₂ (688.86) Calcd: C, 68.00; H, 5.27; N, 8.13. Found: C, 68.31; H, 5.41; N, 8.03%.

Supplementary Material

Supplementary material for this article is available; copies of ¹H NMR spectra of compounds **5a**, **d**; **7f-i**; and **7k-n** and ¹³C NMR spectra of compounds **7g**, **i**; **8a-d**; and **8g**, **m**. This material can be found *via* the "Supplementary Content" section of this article's webpage.

References

- Litvinov, V. P. *Russ. Chem. Rev.* **1999**, *68*, 737.
- Zhou, W.; Li, H.; Xia, C.; Zheng, X.; Hu, W. *Bioorg. Med. Chem. Lett.* **2009**, *19*, 1861.
<https://doi.org/10.1016/j.bmcl.2009.02.081>
- Abdelmoniem, A. M.; Salaheldin, T. A.; Abdelhamid, I. A.; Elwahy, A. H. M. *J. Heterocycl. Chem.* **2017**, *54*, 2670.
<https://doi.org/10.1002/jhet.2867>
- Behbehani, H.; Ibrahim, H. M.; Makhseed, S.; Elnagdi, M. H.; Mahmoud, H. *Eur. J. Med. Chem.* **2012**, *52*, 51.
<https://doi.org/10.1016/j.ejmech.2012.03.004>
- Elnagdi, M. H.; Elmoghayar, M. R. H.; Elgemeie, G. E. H. *Synthesis (Stuttg.)* **1984**, *1984*, 1.
<https://doi.org/10.1055/s-1984-30717>
- Gaber, A. E.-A. M.; El-Gaby, M. S. A.; El-Dean, A. M. K.; Eyada, H. A.; Al-Kamali, A. S. N. *J. Chinese Chem. Soc.* **2004**, *51*, 1325.
<https://doi.org/10.1002/jccs.200400192>
- Elagamey, A. G. A.; El-Taweel, F. M. A.-A.; Khodeir, M. N. M.; Elnagdi, M. H. *Bull. Chem. Soc. Jpn.* **1993**, *66*, 464.
<https://doi.org/10.1246/bcsj.66.464>
- Hussein, A. H. M. *Heteroat. Chem.* **1997**, *8*, 1.
[https://doi.org/10.1002/\(SICI\)1098-1071\(1997\)8:1<1::AID-HC1>3.0.CO;2-J](https://doi.org/10.1002/(SICI)1098-1071(1997)8:1<1::AID-HC1>3.0.CO;2-J)
- Fadda, A. A.; Bondock, S.; Rabie, R. *Turkish J. Chem.* **2008**, *32*, 259.
- Fadda, A.; Mukhtar, M.; Refat, H. *Am. J. Org. Chem* **2012**, *22*, 32 .
<https://doi.org/10.5923/j.ajoc.20120202.06>
- El-Gaby, M. S. A.; Atalla, A. A.; Gaber, A. M.; Abd Al-Wahab, K. A. *Farm.* **2000**, *55*, 596.
[https://doi.org/10.1016/S0014-827X\(00\)00079-3](https://doi.org/10.1016/S0014-827X(00)00079-3)
- El-Gaby, M. S. A.; Taha, N. M.; Micky, J. A.; El-Sharief, M. A. M. S. *Acta Chim. Slov.* **2002**, *49*, 159.

13. El-Gaby, M. S. A.; Gaber, A. M.; Atalla, A. A.; Abd Al-Wahab, K. A. *Farm.* **2002**, *57*, 613.
[https://doi.org/10.1016/S0014-827X\(01\)01178-8](https://doi.org/10.1016/S0014-827X(01)01178-8)
14. Roifman, C.; Aviv, G.; Alexander, L. *PCT. Int. Appl. WO Pat.* **2000**, PCT. Int. Appl. WO Patent 2000.
15. Jones, D. H.; Slack, R.; Squires, S.; Wooldridge, K. R. H. *J. Med. Chem.* **1965**, *8*, 676.
<https://doi.org/10.1021/jm00329a026>
16. Kolocouris, A.; Dimas, K.; Pannecouque, C.; Witvrouw, M.; Foscolos, G. B.; Stamatiou, G.; Fytas, G.; Zoidis, G.; Kolocouris, N.; Andrei, G.; et al. *Bioorg. Med. Chem. Lett.* **2002**, *12*, 723 .
[https://doi.org/10.1016/S0960-894X\(01\)00838-1](https://doi.org/10.1016/S0960-894X(01)00838-1)
17. Khatri, T. T.; Shah, V. H. *J. Korean Chem. Soc.* **2014**, *58*, 366.
<https://doi.org/10.5012/jkcs.2014.58.4.366>
18. Liu, M. C.; Lin, T. C.; Sartorelli, A. C. *J. Med. Chem.* **1992**, *35*, 3672.
<https://doi.org/10.1021/jm00098a012>
19. Son, J.-K.; Zhao, L.-X.; Basnet, A.; Thapa, P.; Karki, R.; Na, Y.; Jahng, Y.; Jeong, T. C.; Jeong, B.-S.; Lee, C.-S.; et al. *Eur. J. Med. Chem.* **2008**, *43*, 675.
<https://doi.org/10.1016/j.ejmech.2007.05.002>
20. Amr, A.-G. E.; Abdulla, M. M. *Bioorg. Med. Chem.* **2006**, *14*, 4341.
<https://doi.org/10.1016/j.bmc.2006.02.045>
21. Urman, H. K.; Bulay, O.; Clayson, D. B.; Shubik, P. *Cancer Lett.* **1975**, *1*, 69.
[https://doi.org/10.1016/S0304-3835\(75\)95362-8](https://doi.org/10.1016/S0304-3835(75)95362-8)
22. Duksin, D.; Katchalski, E.; Sachs, L. *Proc. Natl. Acad. Sci.* **1970**, *67*, 185.
<https://doi.org/10.1073/pnas.67.1.185>
23. Field, A. K.; Tytell, A. A.; Lampson, G. P.; Hilleman, M. R. *Proc. Natl. Acad. Sci. U. S. A.* **1967**, *58*, 1004.
24. Thurston, D. E.; Bose, D. S.; Thompson, A. S.; Howard, P. W.; Leoni, A.; Croker, S. J.; Jenkins, T. C.; Neidle, S.; Hartley, J. A.; Hurley, L. H. *J. Org. Chem.* **1996**, *61*, 8141.
<https://doi.org/10.1021/jo951631s>
25. Abou-Seri, S. M. *Eur. J. Med. Chem.* **2010**, *45*, 4113.
<https://doi.org/10.1016/j.ejmech.2010.05.072>
26. Reddy, C.; Rao, L.; Nagaraj, A. *Acta Chim. Slov* **2010**, *57*, 726.
27. Kheder, N. A.; Mabkhot, Y. N. *Int. J. Mol. Sci.* **2012**, *13*, 3661.
<https://doi.org/10.3390/ijms13033661>
28. Abdelhamid, I. A.; Darwish, E. S.; Nasra, M. A.; Abdel-Gallil, F. M.; Fleita, D. H. *Synthesis (Stuttg)*. **2010**, 1107.
<https://doi.org/10.1055/s-0029-1219235>
29. Ghozlan, S. A. S.; Abdelhamid, I. A.; Hassaneen, H. M.; Elnagdi, M. H. *J. Heterocycl. Chem.* **2007**, *44*, 105.
<https://doi.org/10.1002/jhet.5570440118>
30. Ghozlan, S. A. S.; Mohamed, M. H.; Abdelmoniem, A. M.; Abdelhamid, I. A. *Arkivoc* **2009**, *x*, 302.
<https://doi.org/10.3998/ark.5550190.0010.a27>
31. Ghozlan, S. A. S.; Mohamed, M. F.; Ahmed, A. G.; Shouman, S. A.; Attia, Y. M.; Abdelhamid, I. A. *Arch. Pharm. (Weinheim)*. **2015**, *348*, 113.
<https://doi.org/10.1002/ardp.201400304>
32. Abdelhamid, I. A.; Mohamed, M. H.; Abdelmoniem, A. M.; Ghozlan, S. A. S. *Tetrahedron* **2009**, *65*, 10069.
<https://doi.org/10.1016/j.tet.2009.09.081>
33. Abdelhamid, I. A. *Synlett* **2009**, No. 4, 625.
<https://doi.org/10.1055/s-0028-1087558>

34. Ghozlan, S. A. S.; Abdelhamid, I. A.; Hassaneen, H. M.; Elnagdi, M. H. *J. Heterocycl. Chem.* **2007**, *44*, 105.
<https://doi.org/10.1002/jhet.5570440118>
35. Al-mousawi, S. M.; Sherief, M.; Abdelhamid, I. A.; Elnagdi, M. H. *Curr. Org. Chem.* **2011**, *15*, 3503.
36. Salama, S. K.; Darweesh, A. F.; Abdelhamid, I. A.; Elwahy, A. H. M. *J. Heterocycl. Chem.* **2017**, *54*, 305.
<https://doi.org/10.1002/jhet.2584>
37. Ghozlan, S. A. S.; Ramadan, M. A.; Abdelmoniem, A. M.; Elwahy, A. H. M.; Abdelhamid, I. A. *Turkish J. Chem.* **2017**, *41*, 410.
<https://doi.org/10.3906/kim-1609-42>
38. Mohamed, M. F.; Abdelmoniem, A. M.; Elwahy, A. H. M.; Abdelhamid, I. A. *Curr. Cancer Drug Targets* **2018**, *18*, 372.
<https://doi.org/10.2174/1568009617666170630143311>
39. Salama, S. K.; Mohamed, M. F.; Darweesh, A. F.; Elwahy, A. H. M.; Abdelhamid, I. A. *Bioorg. Chem.* **2017**, *71*, 19.
<https://doi.org/10.1016/j.bioorg.2017.01.009>
40. Abdelhamid, I. A.; Darweesh, A. F.; Elwahy, A. H. M. *Tetrahedron Lett.* **2015**, *56*, 7085.
<https://doi.org/10.1016/j.tetlet.2015.11.015>
41. Abd El-Fatah, N. A.; Darweesh, A. F.; Mohamed, A. A.; Abdelhamid, I. A.; Elwahy, A. H. M. *Tetrahedron* **2017**, *73*, 1436.
<https://doi.org/10.1016/j.tet.2017.01.047>
42. Abdella, A. M.; Elwahy, A. H. M.; Abdelhamid, I. A. *Curr. Org. Synth.* **2016**, *13*, 601.
<https://doi.org/10.2174/1570179413999151211115100>
43. Abdella, A. M.; Mohamed, M. F.; Mohamed, A. F.; Elwahy, A. H. M.; Abdelhamid, I. A. *J. Heterocycl. Chem.* **2018**, *55*, 498.
<https://doi.org/10.1002/jhet.3072>
44. Sanad, S. M. H.; Kassab, R. M.; Abdelhamid, I. A.; Elwahy, A. H. M. *Heterocycles* **2016**, *92*, 910.
<https://doi.org/10.3987/COM-16-13441>
45. El-Fatah, N. A. A.; Darweesh, A. F.; Mohamed, A. A.; Abdelhamid, I. A.; Elwahy, A. H. M. *Monatsh. Chem.* **2017**, *148*, 2107.
<https://doi.org/10.1007/s00706-017-2040-7>
46. Diab, H. M.; Abdelhamid, I. A.; Elwahy, A. H. M. *Synlett* **2018**, *29*, 1627.
<https://doi.org/10.1055/s-0037-1609967>
47. Chhikara, B. S.; Nitin Kumar; Tandon, V.; Mishra, A. K. *Bioorg. Med. Chem.* **2005**, *13*, 4713.
<https://doi.org/10.1016/j.bmc.2005.04.073>