

2-Chloroquinoline-3-carbaldehydes: synthesis and reactions (2012-2017)

Mohammed A. M. Massoud,^{a*} Waleed A. Bayoumi,^{a,b} Abdelbasset A. Farahat,^a Magda A. El-Sayed,^{a,c} and Basem Mansour^b

^aPharmaceutical Organic Chemistry Dept., Faculty of Pharmacy, Mansoura University, Mansoura 35516, Egypt

^bPharmaceutical Chemistry Dept., Faculty of Pharmacy, Delta University for Science and Technology, Gamasa, Egypt

^cPharmaceutical Chemistry Dept., Faculty of Pharmacy, Horus University, New Damietta, Egypt

Email: massoudmam@yahoo.fr

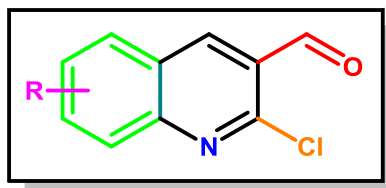
Received 11-16-2017

Accepted 01-22-2018

Published on line 05-13-2018

Abstract

This review discuss in details the synthesis and reactions of 2-chloroquinoline-3-carbaldehydes during years of 2012-2017. The reactions are subdivided into groups, according to type of reaction, including reactions of both chloro and/or aldehyde substituents. Most applied reactions have been successfully utilized for synthesis of different biologically and pharmacologically active derivatives.



Keywords: Aldehydes, aromatic nucleophilic substitution, 2-chloroquinoline-3-carbaldehydes, cyclization, quinolines, Vilsmeier-Haack reaction

Table of Contents

1. Introduction
 2. Synthetic Methods
 - 2.1. The classical Vilsmeier-Haack reaction
 - 2.2. Oxidation of the corresponding alcohol
 3. Chemical Reactions
 - 3.1. Cyclization reactions
 - 3.1.1. Cyclization at both aldehyde and chloro groups
 - 3.1.2. Cyclization at aldehyde group
 - 3.1.3. Cyclization via multicomponent reaction
 - 3.1.3.1. Cyclization via three component reaction
 - 3.1.3.2. Cyclization via four component reaction
 - 3.2. Reduction of the aldehyde group
 - 3.3. Oxidation of the aldehyde group
 - 3.4. Condensation reactions
 - 3.4.1. Reactions with active methylene compounds
 - 3.4.2. Reactions with hydrazine, hydroxylamine, hydrazides, (thio)semicarbazide, and urea
 - 3.4.3. Reactions with amines and amides
 - 3.4.4. Miscellaneous reactions
 4. Conclusions
- References

1. Introduction

In the recent years, the chemistry of 2-chloroquinoline-3-carbaldehydes has received considerable attention owing to their synthetic and reactions versatility, in addition to a wide variety of biological activity.¹ These aldehydes were also used as synthetic intermediates for the preparation of large numbers of heterocyclic systems² and stereoselective ligands^{3,4} of various importance.

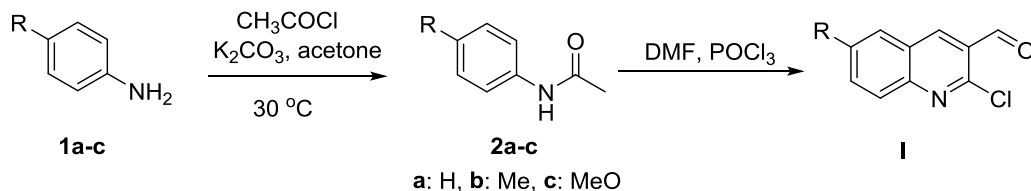
Polyfunctionalized heterocyclic compounds play important roles in the drug discovery and drug analysis processes; about 68% of available market drugs are containing heterocyclic ring system.⁵ Hence it is not surprising that research on the synthesis of polyfunctionalized heterocyclic compounds has received significant attention. The quinolone or 1-azanaphthalene ring system represent a wide occurrence in the nature as substituted and fused ring derivatives, Its derivatives have been known to display a wide range of pharmacological activities such as antimalarial⁶, anti-bacterial⁷, anticancer⁸, antifungal⁹, anthelmintic¹⁰, cardiotoxic¹¹, anticonvulsant and antihypertensive¹², anti-inflammatory and analgesic activity.¹³ In addition, Quinoline has a privileged scaffold in cancer drug discovery.¹⁴ 2-Chloroquinoline-3-carbaldehydes has been reviewed during the period from 1979 to 1999¹⁵ and from 1999 to 2011¹⁶, Herein, in this review, we cover the versatile synthetic methods and reactions from 2012 until 2017.

2. Synthetic Methods

Two important general procedures are used for synthesis of 2-chloroquinoline-3-carbaldehyde and its derivatives I.

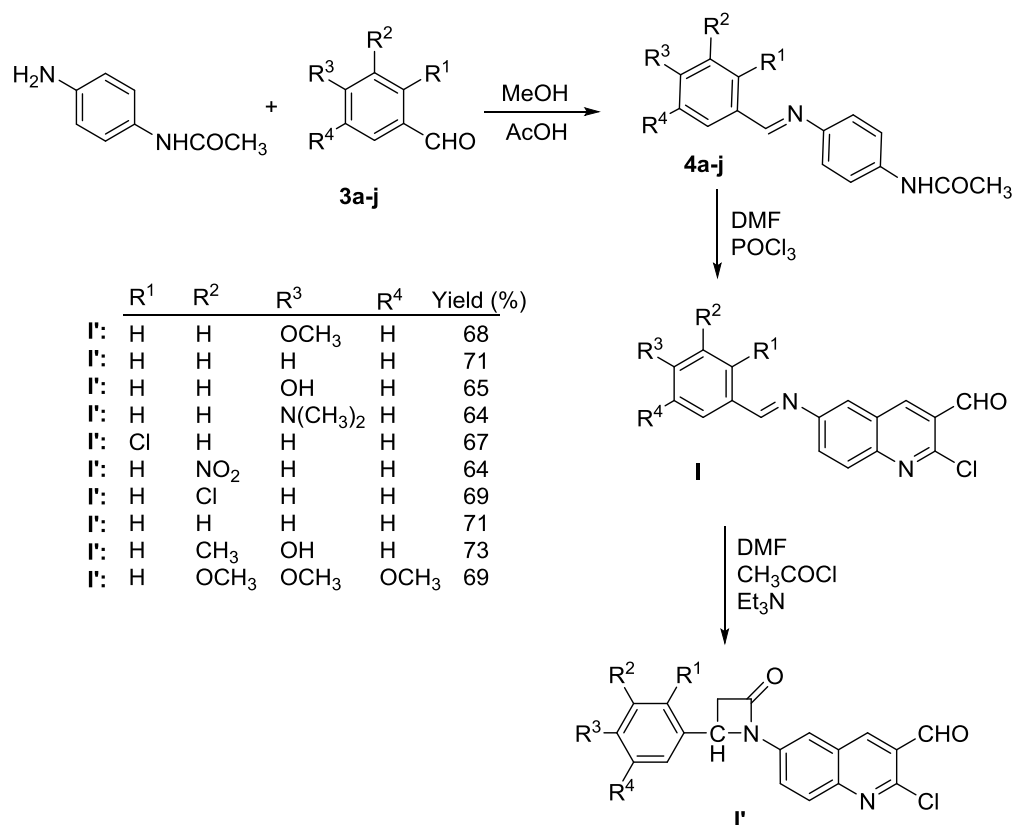
2.1. The classical Vilsmeier-Haack reaction

It is the most convenient and traditional route for the synthesis of 2-chloroquinoline-3-carbaldehydes. This strategy consists of a multicomponent reaction that involves processes of chlorination, formylation and cyclization of acetanilides by the action of the Vilsmeier's reagent DMF/ POCl_3 to afford 2-chloroquinoline-3-carbaldehydes **I** (Scheme 1).^{17,18}



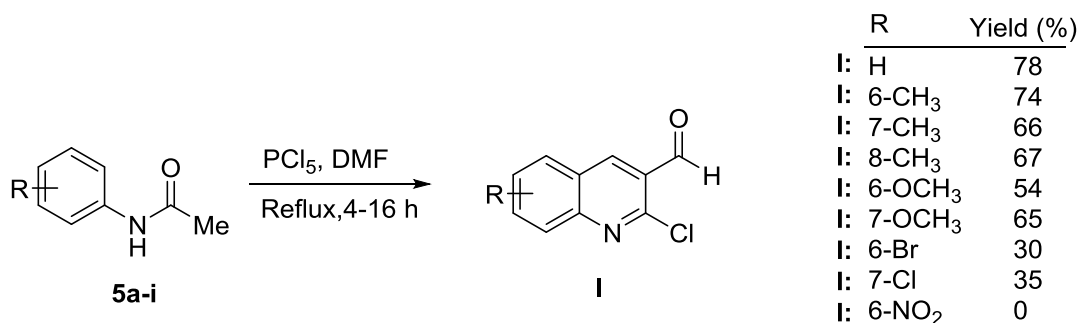
Scheme 1

Vilsmeier formylation of acetamide derivatives **4a-j** afforded the corresponding 2-chloroquinoline-3-carbaldehydes **I**, which upon treatment with CH_3COCl and triethyl amine in DMF, furnished the respective 4-oxazetidino-1-yl derivatives **I'** (Scheme 2).¹⁹



Scheme 2

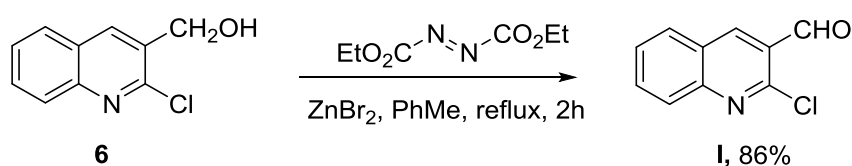
An alternative, convenient and efficient procedure for the synthesis of 2-chloroquinoline-3-carbaldehydes **I** was carried out by the action of Vilsmeier's reagent on acetanilides **5a-i** using PCl_5 as chlorinating agent in place of POCl_3 was developed (Scheme 3).²⁰



Scheme 3

2.2. Oxidation of the corresponding alcohol

2-Chloroquinoline-3-carbaldehyde **I** was obtained by oxidizing its corresponding alcohol **6** using diethyldiazene-1,2-dicarboxylate (DEAD) and catalytic ZnBr₂ in refluxing toluene (Scheme 4).²¹



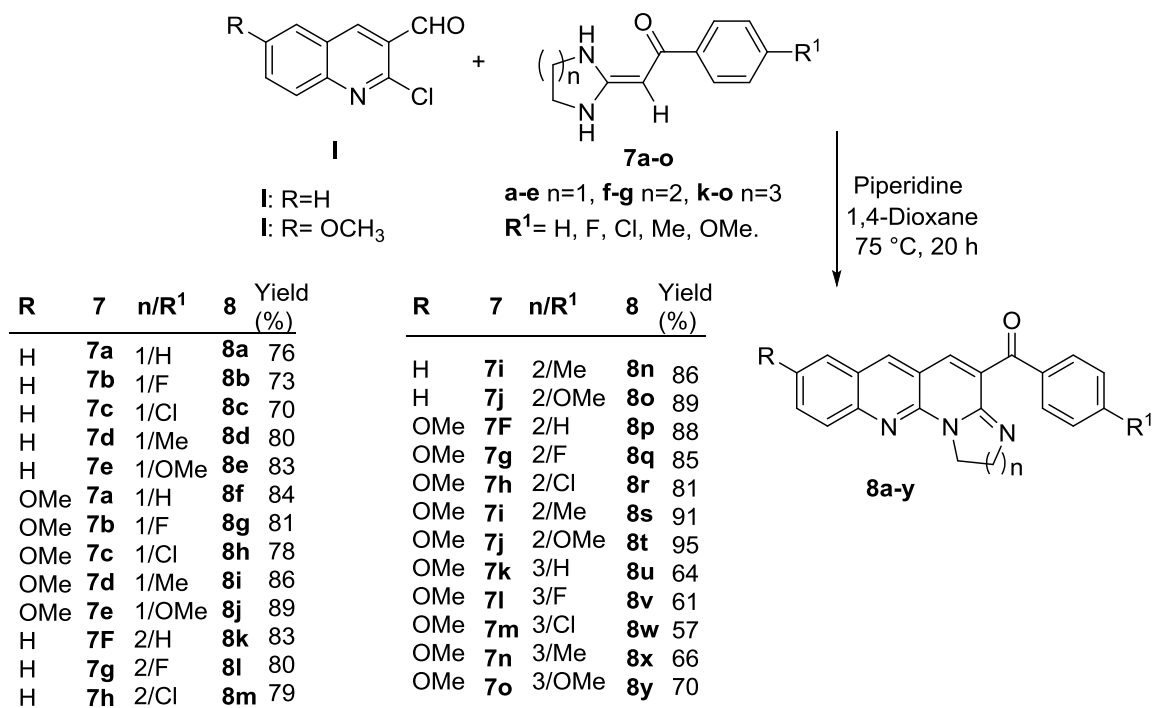
Scheme 4

3. Chemical Reactions

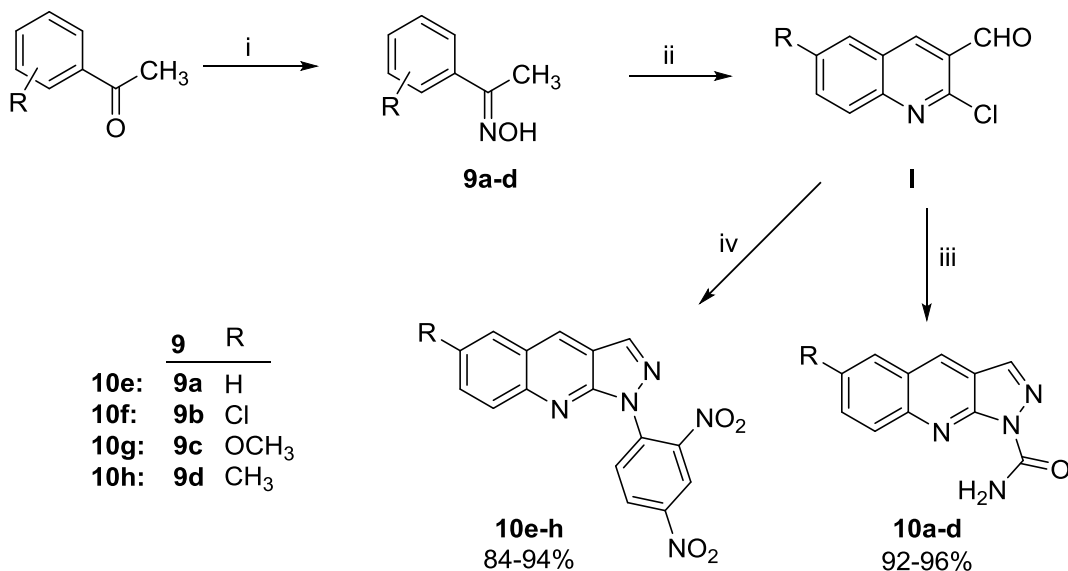
3.1 Cyclization reactions

3.1.1. Cyclization at both aldehyde and chloro groups. A mixture of 2-chloroquinoline-3-carbaldehyde **I** and heterocyclic ketene **7a-o** was stirred for 20 h at 75 °C in 1,4-dioxane and in presence of catalytic piperidine to afford of 1,3-diazaheterocycle fused naphthyridine derivatives **8a-y**, regioselectively (Scheme 5).²²

A series of pyrazolo[3,4-*b*]quinolines **10a-h** was synthesized using one-pot water mediated synthetic route under microwave irradiation involving the condensation of 2-chloroquinoline-3-carbaldehydes **I** with semicarbazide or 2,4-dinitrophenyl hydrazine (Scheme 6).²³



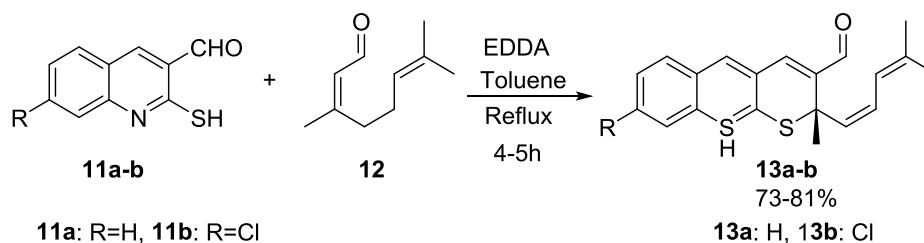
Scheme 5



Reagents and Condition: i. Sodium acetate, Hydroxylamine, HCl; ii. DMF, POCl₃; iii. Semicarbazide, water, MW -1000 W; iv. 2,4-dinitrophenylhydrazine, water, MW -1000 W.

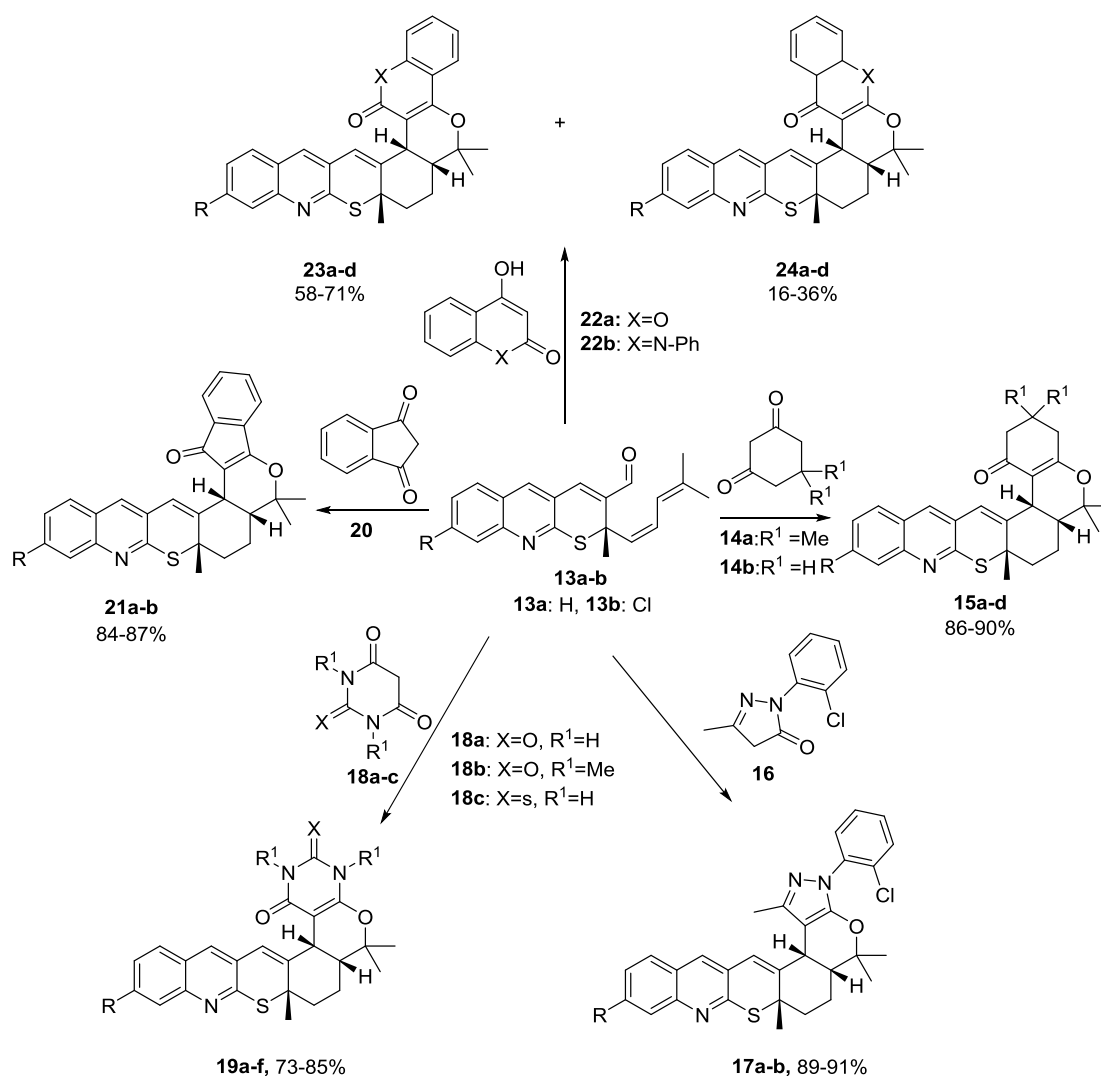
Scheme 6

Both thiopyrano[2,3-*b*]quinoline-3-carbaldehydes **13a** and **13b** were obtained as new Domino Knoevenagel/hetero-Diels-Alder (dienophile-tethered-aldehyde substrates) in 73% and 81% yields, respectively. The reaction proceeds through thia-Michael-Aldol reaction of the corresponding 2-mercaptoquinoline-3-carbaldehydes **11a** and **11b** with **12** in ethylenediamine diacetate (EDDA) in refluxing toluene (Scheme 7).²⁴⁻²⁹



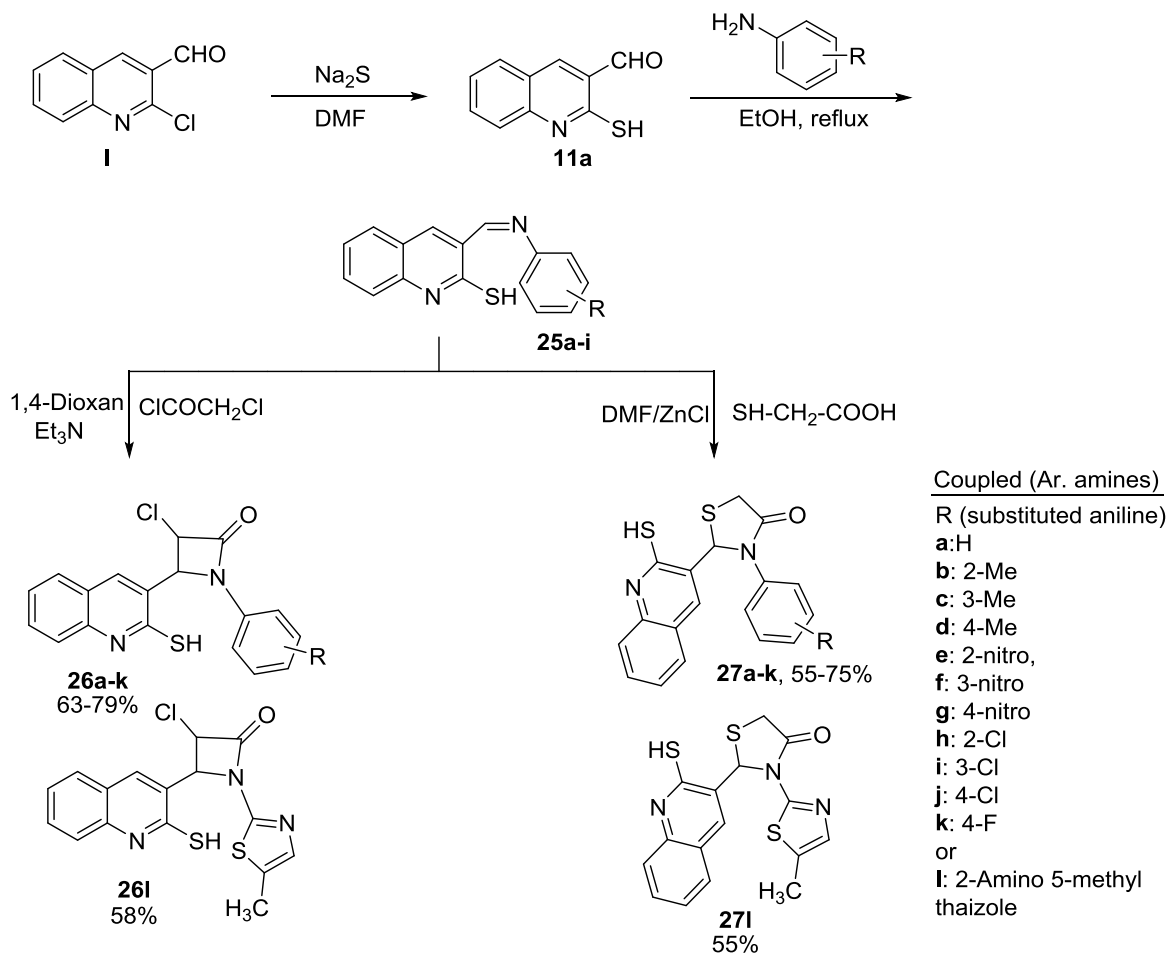
Scheme 7

2-Alkenylthiopyranoquinoline-3-carbaldehydes **13a-b** with heterocyclic mono- or diketones in tetrabutylammonium hydrogensulfate, under solvent-free conditions, afforded a new class of thiochromenoquinoline-fused heterocycles in good yields. The reaction is highly diastereoselective (Scheme 8).³⁰



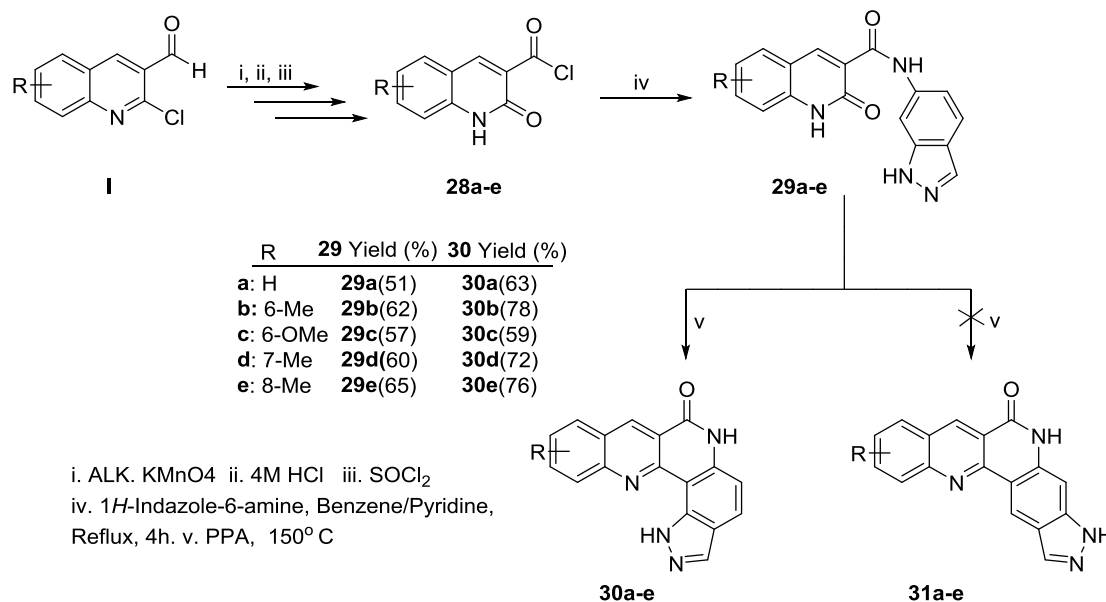
Scheme 8

3.1.2. Cyclization at aldehyde group. A new series of quinoline-based azetidinones **26a-l** and thiazolidinone **27a-l** analogs was developed by a simple and efficient synthetic protocol. The thione nucleus was obtained from 2-chloroquinoline-3-carbaldehyde **I** using sodium sulphide in DMF followed by reaction with various substituted amine to form the corresponding Schiff base intermediates **25a-i**. Attempt has been made to derive final azetidinone and thiazolidinone analogs from Schiff's bases by using chloroacetyl chloride and 2-mercaptoacetic acid, respectively (Scheme 9).³¹



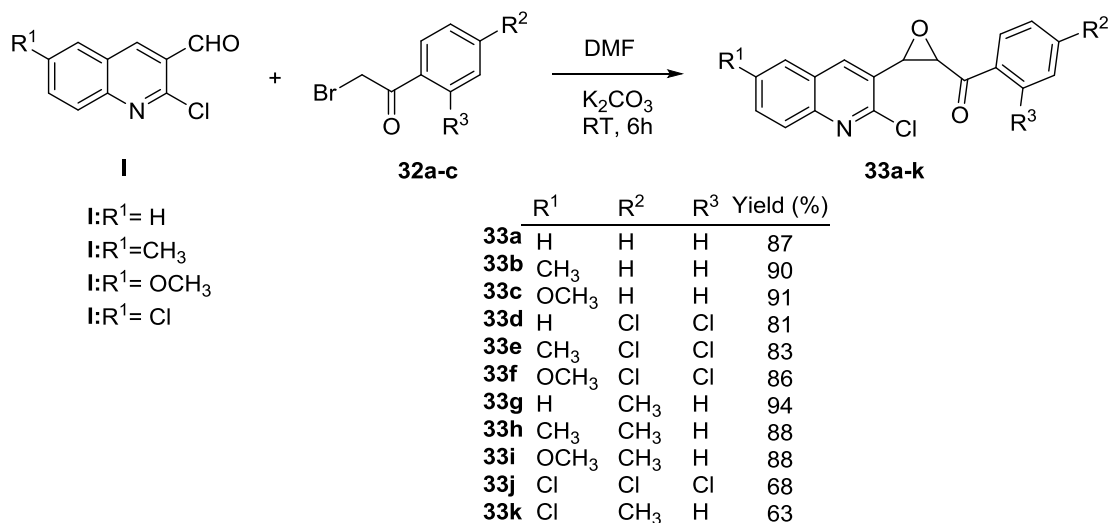
Scheme 9

Efficient synthesis of 3-(6'-amidoindazoloquinoline-2-(1H)-ones **29a-e** was reported *via* addition of 1H-Indazole-6-amine to a solution of the corresponding acid chlorides **28a-e** in dry benzene in presence of few drops of pyridine under reflux. Benzo[*b*]-1H-indazolo[6,7-*h*][1,6]naphthyridin-7-(6H)-ones **30a-e** were prepared by heating **29a-e** in polyphosphoric acid (PPA) at 150 °C for 5 h (Scheme 10).³²



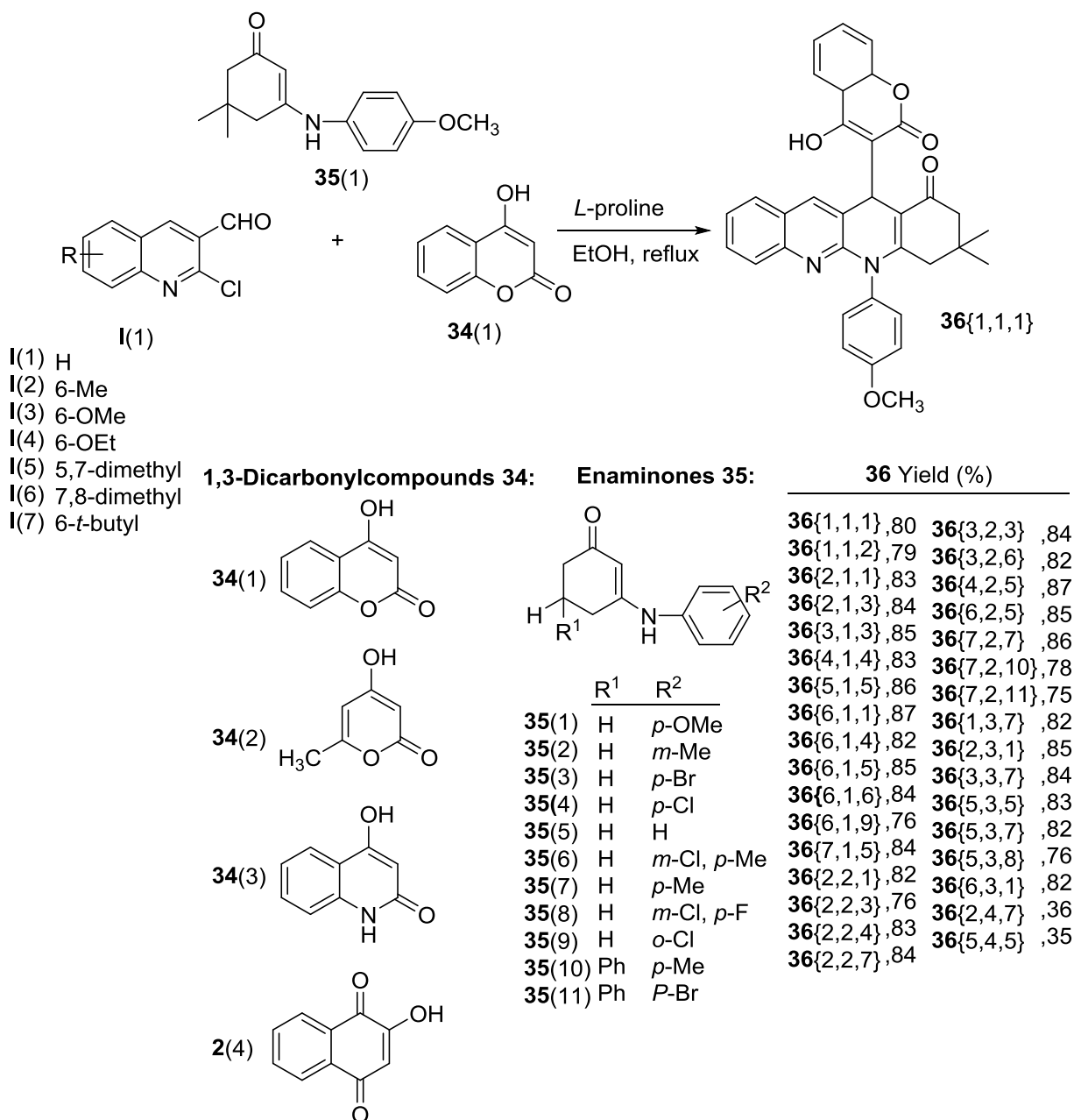
Scheme 10

The parent epoxide 3-(2-chloroquinolin-3-yl)oxiran-2-yl(phenyl)methanone **33a** and ten of its substituted derivatives **33b-k** were synthesized *via* Darzens reaction of 2-chloroquinoline-3-carbaldehydes and its 6-substituted derivatives **I** with phenacyl bromide and its 2- and 4-mono- and 2,4-disubstituted derivatives **32a-c**. (Scheme 11).³³



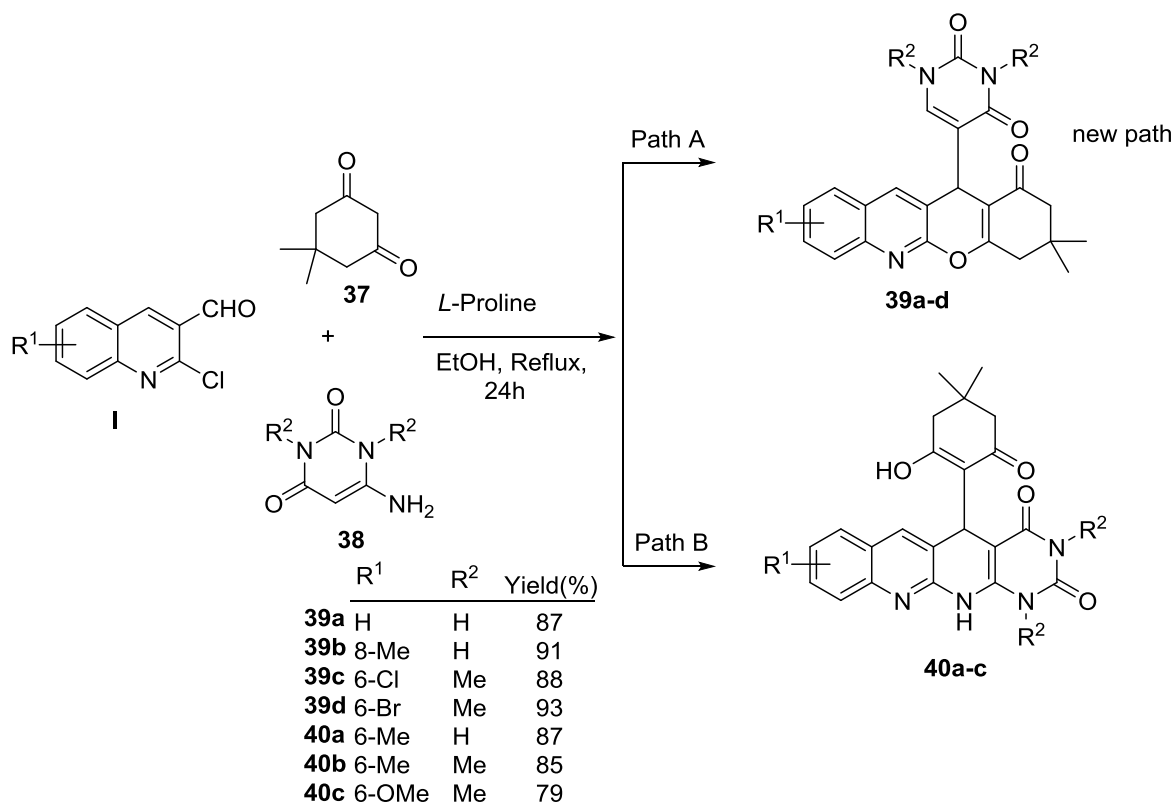
Scheme 11

3.1.3. Cyclization *via* multicomponent reactions (MCRs). **3.1.3.1. Three component reactions.** A facile and efficient one-pot procedure for the preparation of functionalized benzo[*b*][1,8]naphthyridine **36{1,1,1}** by three-component reaction of 2-chloroquinoline-3-carbaldehyde **I(1)**, 1,3-dicarbonyl compound (4-hydroxycoumarin) **34(1)**, and enaminone **35(1)** catalyzed by *L*-proline was described (Scheme 12).³⁴



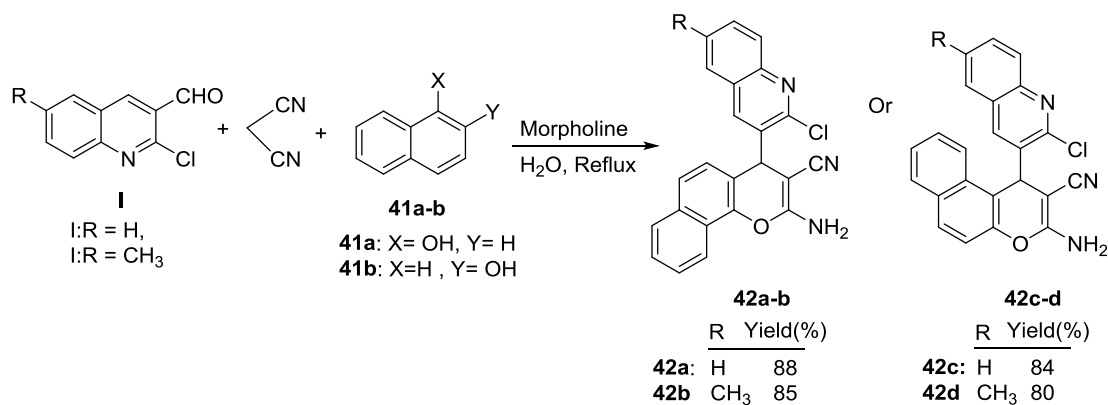
Scheme 12

The aforementioned procedure was further applied *via* one-pot reaction of 2-chloroquinoline-3-carbaldehydes **I**, 6-aminouracils **38** and dimedone **37**. Interestingly, the 6-Me and 6-OMe substituted quinoline aldehydes gave rise to products **40a-c** proceeding through intramolecular nucleophilic attack by nitrogen, while the other aldehydes gave products **39a-d** resulting from attack by oxygen. The exact reason for this selectivity is at present unclear (Scheme 13).³⁵



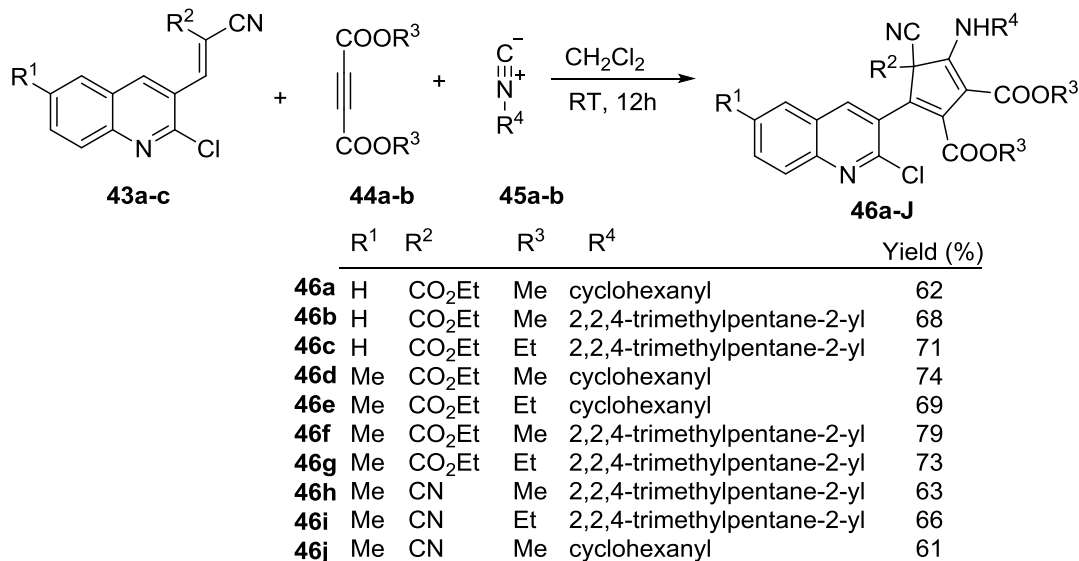
Scheme 13

An environmentally benign strategy to the synthesis of 2-amino-3-cyano-4-*H*-chromenes **42a-d**, via one-pot reaction involving malononitrile, various α - or β -naphthol and aldehydes **I** in the presence of morpholine in water was developed. It was found that employing this approach, aromatic aldehydes bearing electron-withdrawing groups gave higher yields of the corresponding products in shorter reaction times. (Scheme 14).³⁶



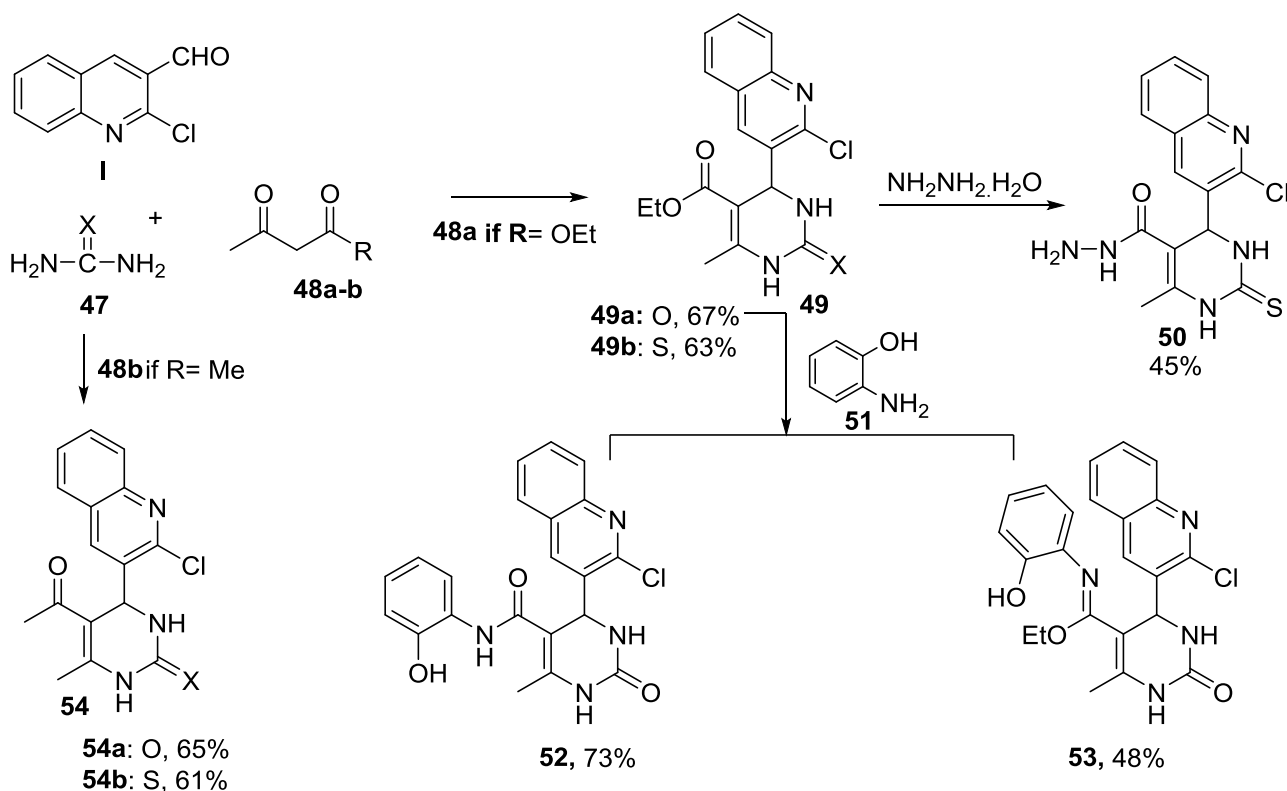
Scheme 14

Synthesis of highly substituted cyclopentadienes containing quinoline nucleus **46a-j**, was described. The initially prepared Knöevenagel adducts **43a-b** of 2-chloroquinoline-3-carbaldehydes and malononitrile or ethyl cyanoacetate underwent reaction with acetylenecarboxylates **44a-b** and isocyanide **45a-b** in dichloromethane at room temperature within 12 h, affording the products in moderate to good yields. Mild reaction condition and prompt isolation of the products are some advantages of this protocol (Scheme 15).³⁷



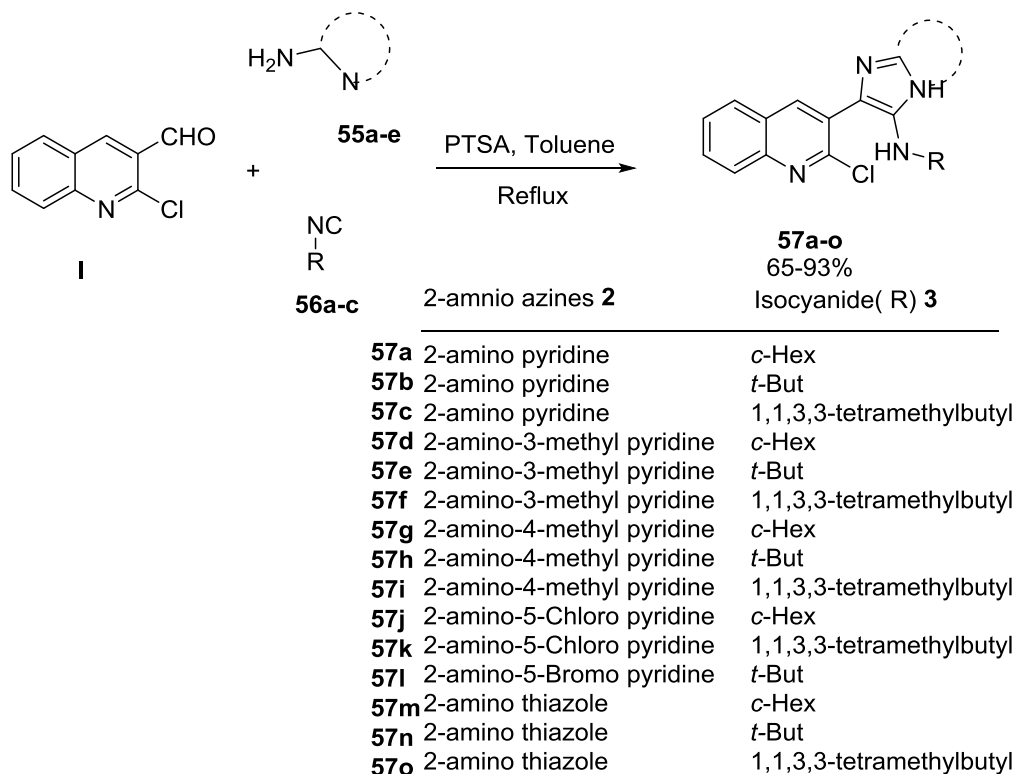
Scheme 15

When the aldehyde **I** was reacted with urea or thiourea **47a,b** and active methylene compounds **48a-b** in ethanol and in the presence of drops of acetic acid as a catalyst in one-pot reaction namely *Biginelli* reaction^{38,39}, the corresponding compounds **49a-b** and **54a-b** was obtained respectively. The carbohydrazone **50** was afforded by reaction of hydrazine hydrate with the ester derivative **49b**. Moreover, condensation of **49a** with 2-aminophenol **51** in the presence of acetic acid afforded the tetrahydropyrimidine-5-carboxamide derivative **52**; while the carbimide derivative **53** was afforded, if the same reaction was carried out in ethanol (Scheme 16).⁴⁰



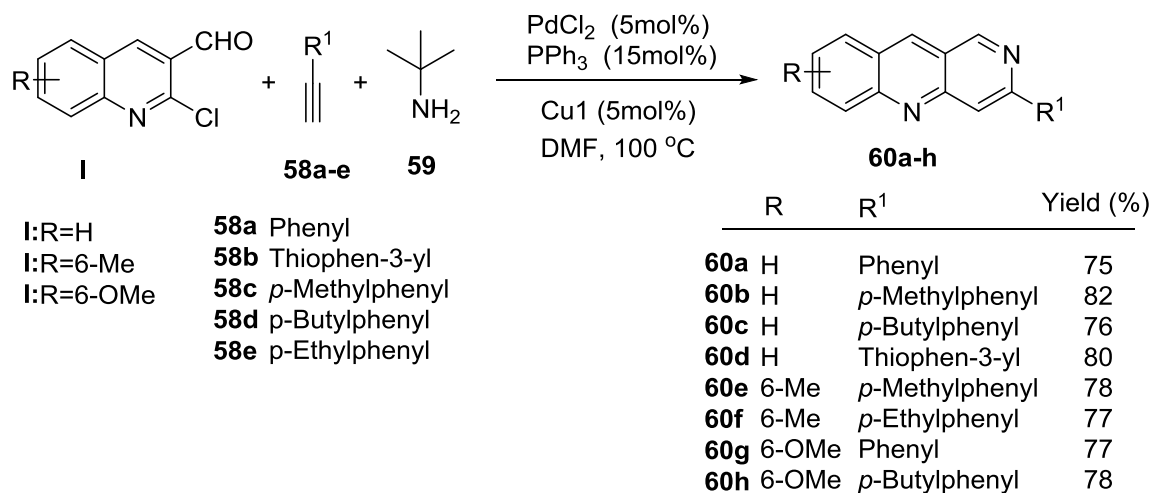
Scheme 16

A series of 2-chloroquinoline-based imidazopyridines **57a-i** and imidazothiazoles **57m-o** bearing a bulky alkylamine side chain were synthesized as soybean 15-LOX inhibitors. The target compounds of quinoline-based imidazole-fused heterocycles **57a-o** were prepared via one-pot reaction of 2-chloroquinoline-3-carbaldehyde **I**, heteroaromatic amine **55**, and alkyl isocyanides **56**, in the presence of NH₄Cl (Scheme 17).⁴¹



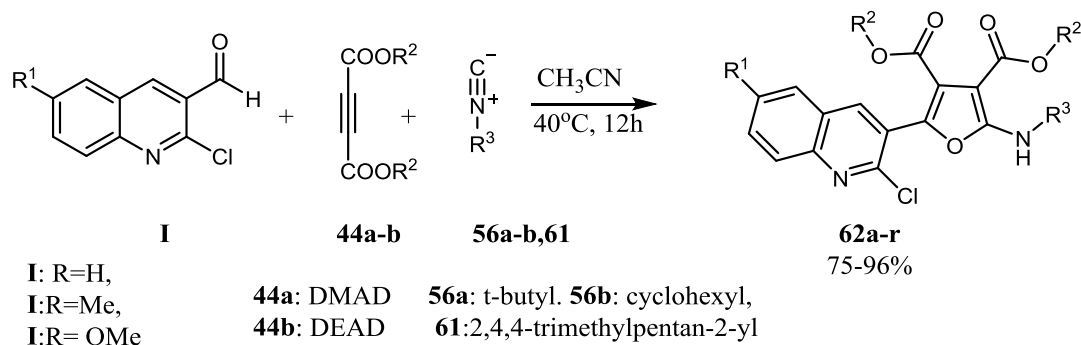
Scheme 17

Via Sonogashira conjoined electrophilic cyclization, the three component reaction of *o*-halo aldehydes **I**, alkynes **58a-e** and tert-butylamine **59** led to the synthesis of biologically active benzo[*b*][1,6]naphthyridine derivatives **60a-h**, using a bimetallic Pd/Cu catalytic system. (Scheme 18).⁴²



Scheme 18

A facile and efficient method for synthesis of novel furylquinolines **62a-r** was developed *via* the condensation of 2-chloroquinoline-3-carbaldehydes **I** with acetylenecarboxylates **44a-b** and isocyanides **56a-b** and **61**. The mixture was stirred in acetonitrile for 12 h at 40 °C. After completion of the reaction, the mixture was cooled to room temperature to afford **62a-r** (Scheme 19).⁴³

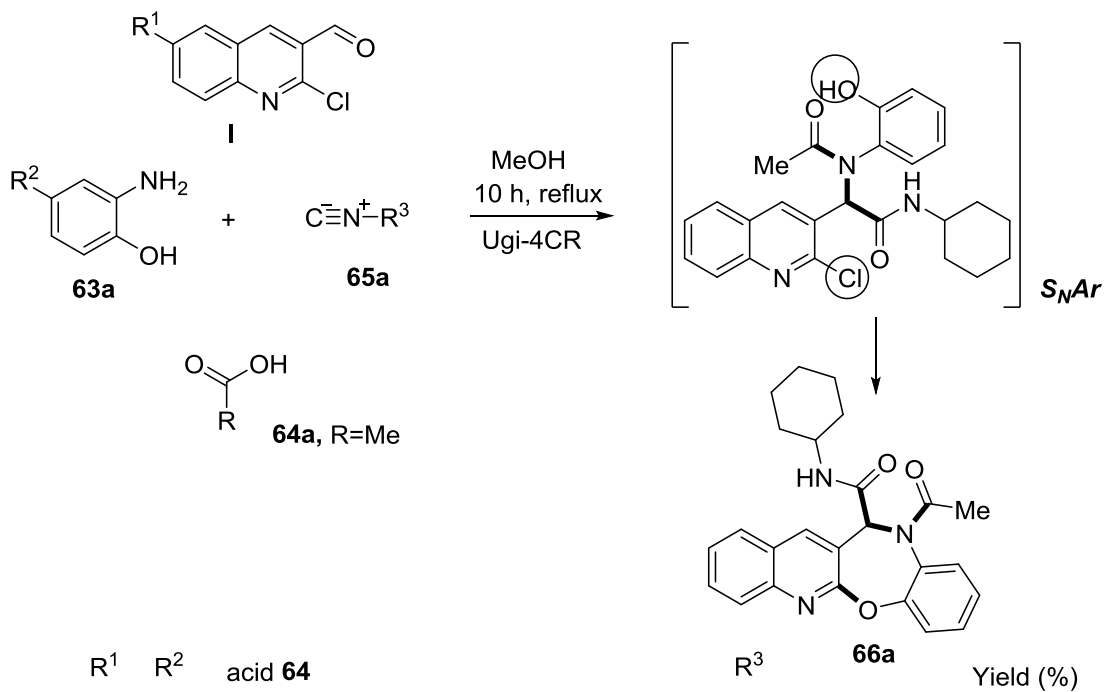


Scheme 19

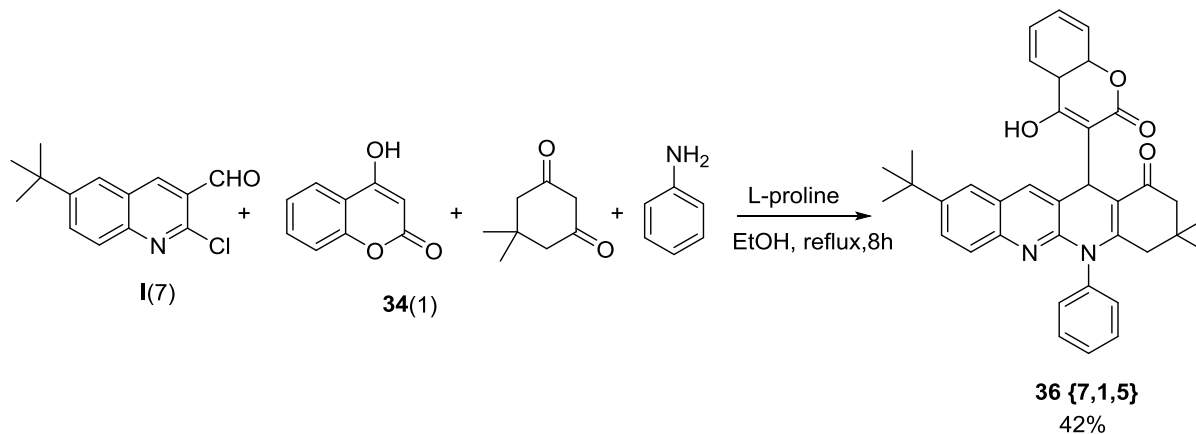
3.1.3.2. Four component reactions. A convenient and facile method for synthesis of diverse quino[2,3-*b*][1,5]benzoxazepines **66a-t** was developed. The reaction proceeds through a one-pot sequential Ugi-4CR/base-free intramolecular aromatic nucleophilic substitution reaction (S_NAr) in moderate to good yields from readily available starting materials. Upon treating 2-chloroquinoline-3-carbaldehyde **I** with 2-aminophenol **63a**, acetic acid **64a**, and cyclohexyl isocyanide, **65a** was directly obtained as a sole product in 83% yield (Scheme 20).⁴⁴

Also benzo[*b*][1,8]naphthyridine derivative **36{7,1,5}** were obtained in low yield (42% yield) *via* four-component reaction of 6-tert-butyl-2-chloroquinoline-3-carbaldehyde **I(7)**, 4-hydroxycoumarin **34(1)**, dimedone, and aniline. After completion of the reaction, the reaction mixture was cooled to room temperature. The crystalline solids were collected and purified by recrystallization from DMF and water to give pure products **36{7,1,5}** (Scheme 21).³⁴

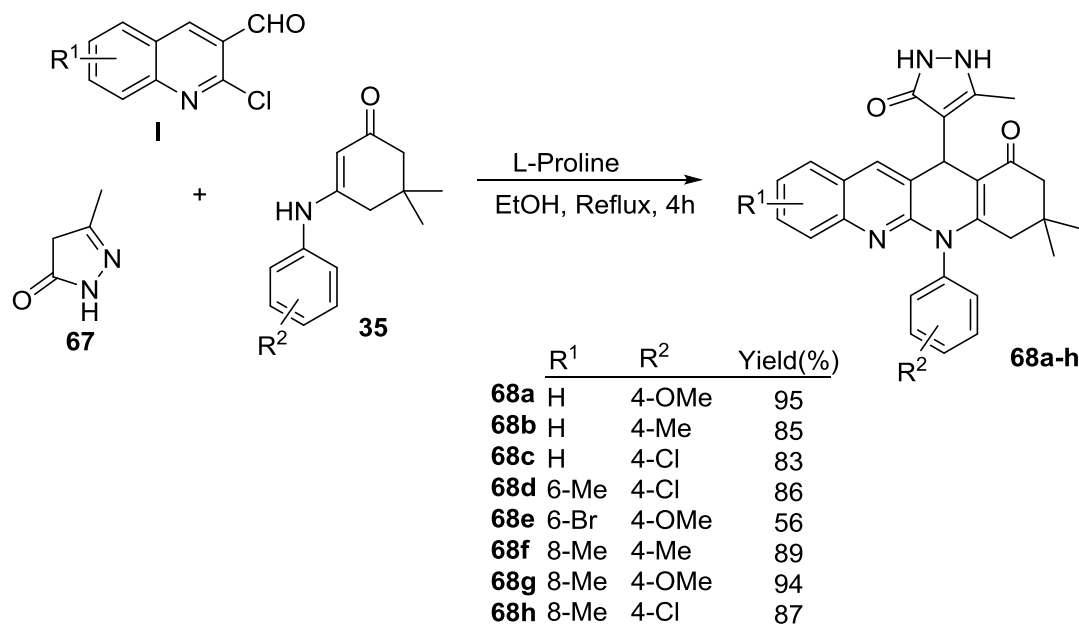
In an extended work at the same context, the synthesis of diverse naphthyridinone derivatives **68a-h** was presented. When 2-chloroquinoline-3-carbaldehydes **I**, 3-methyl-1*H*-pyrazol-5(4*H*)-one **67**, enaminone **35**, *L*-proline was stirred and refluxed in ethanol (Scheme 22).⁴⁵



Scheme 20

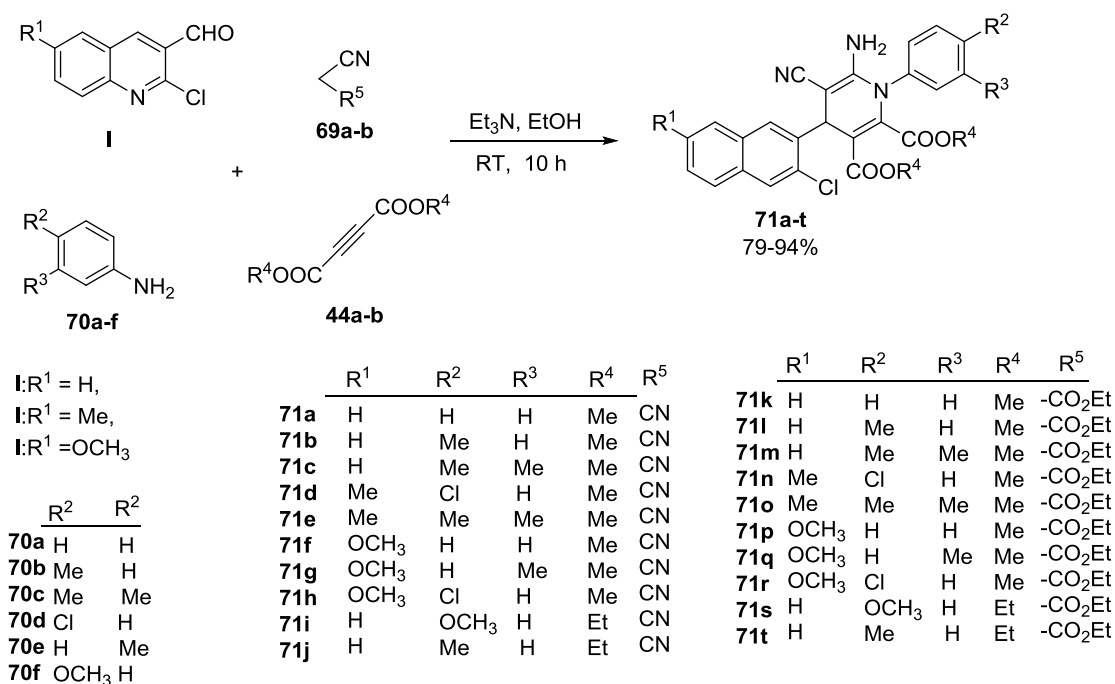


Scheme 21



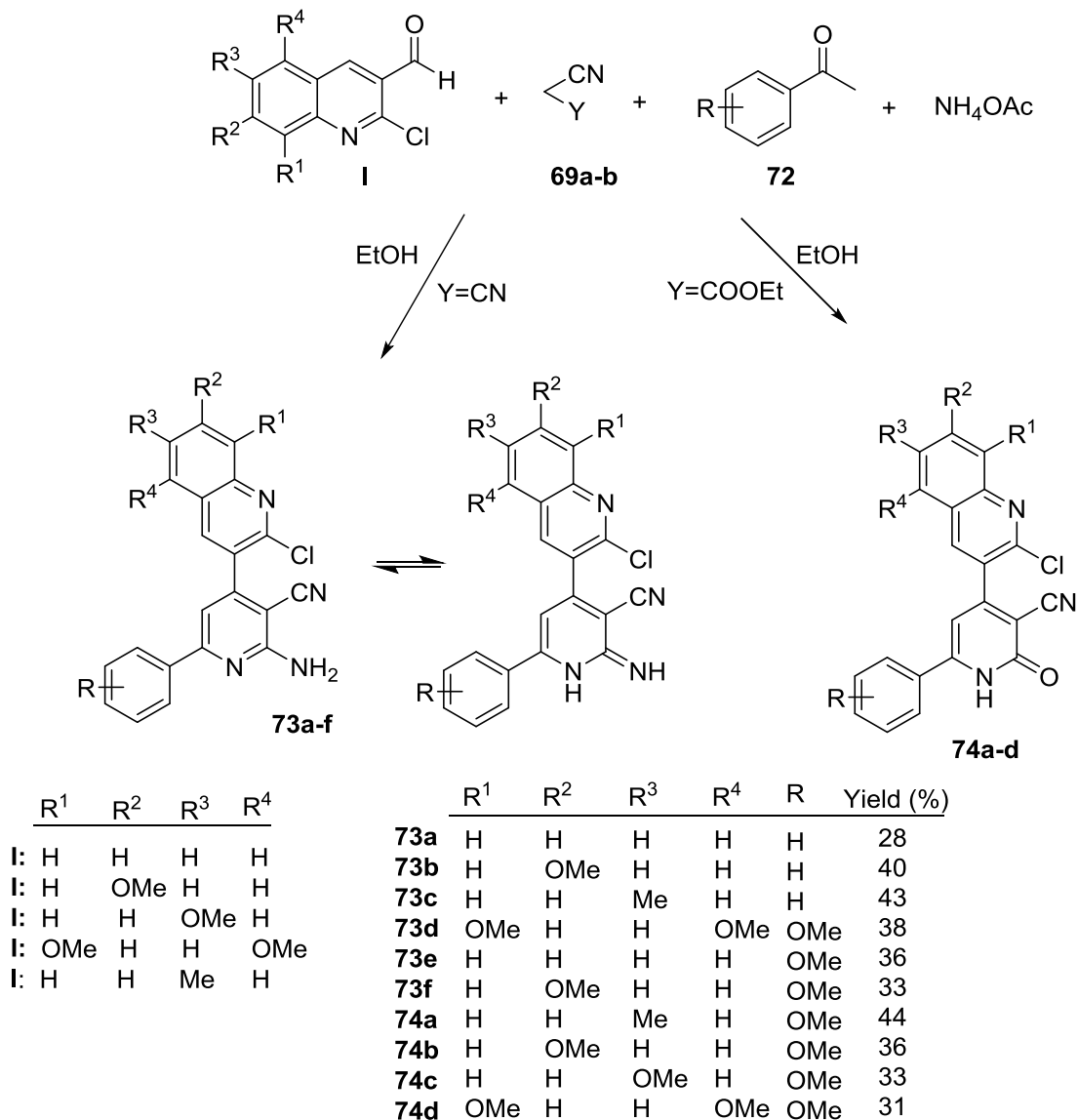
Scheme 22

A one-pot reaction providing quinoline-based 1,4-dihydropyridines **71a-t** was developed through reaction of 2-chloroquinoline-3-carbaldehyde **I** and malononitrile or ethyl cyanoacetate **69a-b** in EtOH, TEA followed by addition of amine **70a-f** and dialkylacetylenedicarboxylate **44a-b** (Scheme 23).⁴⁶



Scheme 23

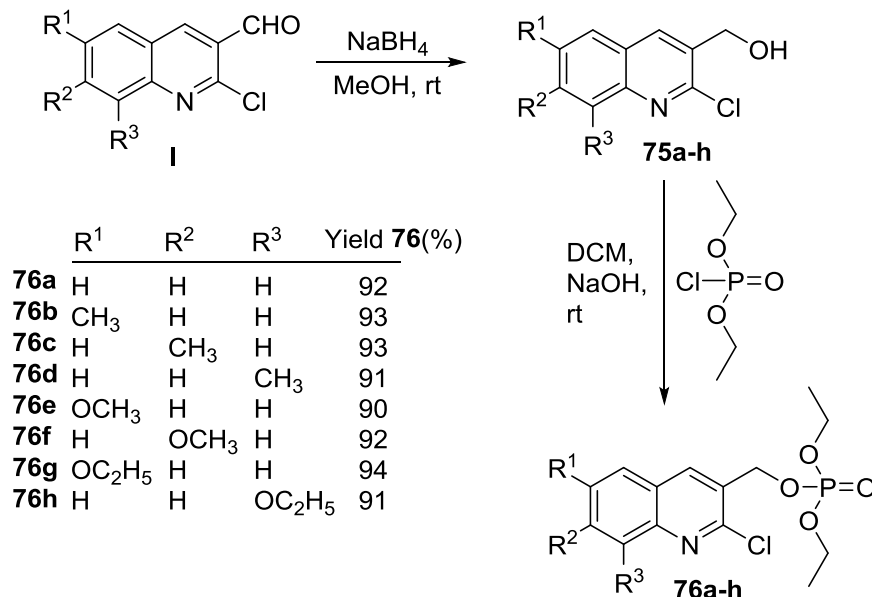
Recently, an one-pot method has been used for the synthesis of new polycyclic compounds articulated around 3-cyanopyridine derivatives **73a-f** and **74a-d** from 2-chloroquinolin-3-carbaldehydes **I**, acetophenone derivatives **72**, active methylene compounds **69a-b**, and ammonium acetate as a source of ammonia in the presence of catalytic amounts of PPh₃ at room temperature (Scheme 24).⁴⁷



Scheme 24

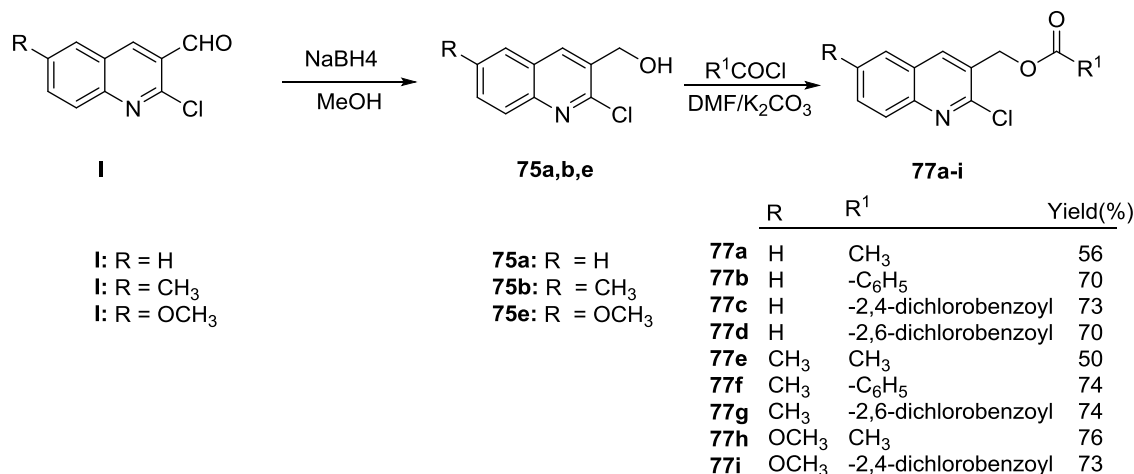
3.2. Reduction of the aldehyde group

A simple and high yielding method was developed for the synthesis of new (2-chloroquinolin-3-yl)methyl diethyl phosphate **76a-h** from the corresponding alcohol derivatives **75a-h**, that obtained from the aldehydes **I**, by using *O,O*-diethyl chlorophosphate in the presence of NaOH and methylene chloride at ambient temperature (Scheme 25).⁴⁸



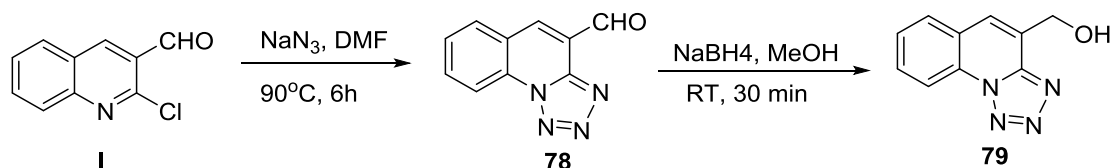
Scheme 25

The synthesis of a new series of 2-chloroquinolin-3-yl ester derivatives **77a-i** was reported *via* a two-step protocol from 2-chloroquinoline-3-carbaldehydes **I**. Firstly, **I** was reduced using NaBH₄ in methanol to yield the corresponding alcohol derivatives **75a,b,e**, which is then reacted with acid chloride in DMF along with activated K₂CO₃ at room temperature to afford target compounds (**Scheme 26**).⁴⁹



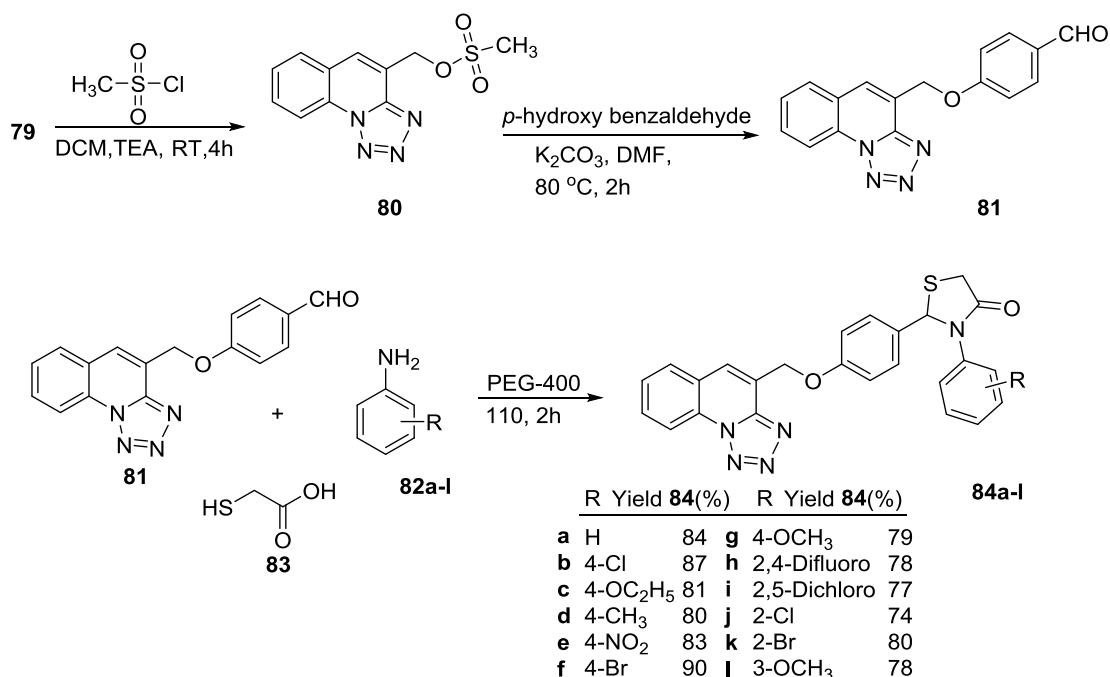
Scheme 26

Condensation of 2-chloroquinoline-3-carbaldehyde **I** with NaN₃ in DMF afforded tetrazolo[1,5-*a*]quinoline-4-carbaldehyde **78**, which was reduced by NaBH₄ to obtain tetrazolo[1,5-*a*]quinolin-4-yl methanol **79** (**Scheme 27**).^{50,51}



Scheme 27

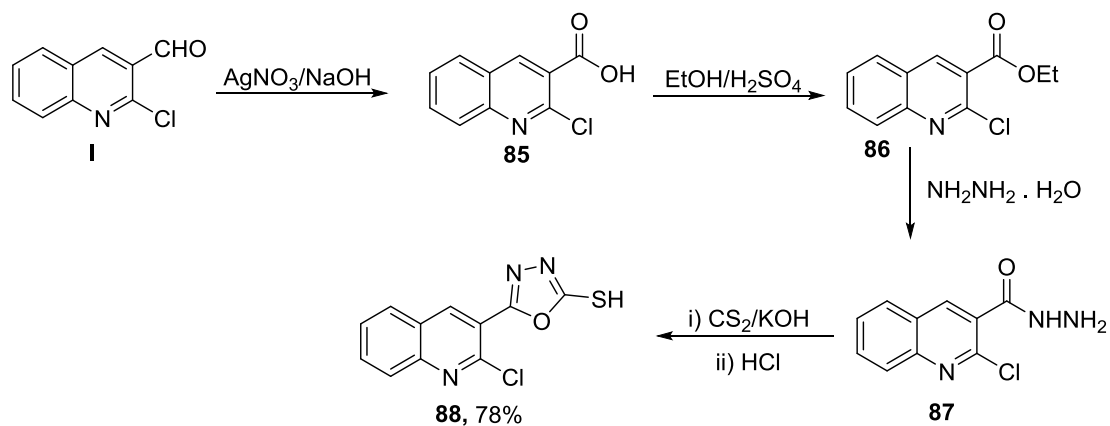
The quinolinyl methanol **79**, when allowed to react with methane sulfonyl chloride in presence of TEA in DCM at 0 °C, yielded the corresponding tetrazolo[1,5-*a*]quinolin-4-ylmethyl methanesulfonate ester **80**, which on condensation with *p*-hydroxybenzaldehyde in DMF in presence of K₂CO₃, afforded the required precursor aldehyde **81**. One-pot cyclocondensation of the **81** with anilines **82a-l** and mercaptoacetic acid **83** was carried out in PEG-400 at 110 °C to obtain the thiazolidin-4-ones **84a-l** in moderate to good yield (Scheme 28).⁵²



Scheme 28

3.3. Oxidation of the aldehyde group

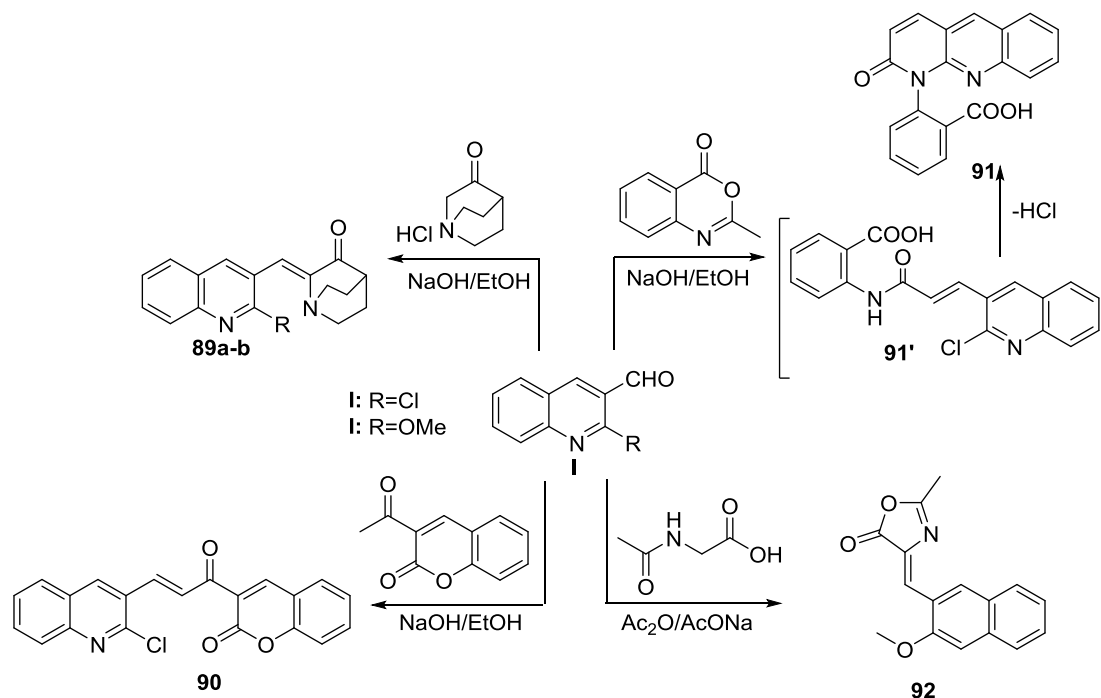
2-Chloroquinoline-3-carboxylic acid was prepared by oxidation of **I** using silver nitrate in the presence of sodium hydroxide.⁵³ Esterification of the carboxylic acid derivative **85** using absolute ethanol and sulfuric acid afforded the ester derivative **86**, in a good yield, followed by subsequent hydrazinolysis in boiling ethanol to afford 2-chloroquinoline-3-carbohydrazide **87**. The later compound **87** was subjected to react with carbon disulfide in ethanol in the presence of KOH under reflux followed by acidification using diluted HCl to give 5-(2-chloro-quinolin-3-yl)-1,3,4-oxadiazole-2-thiol **88** (Scheme 29).⁶



Scheme 29

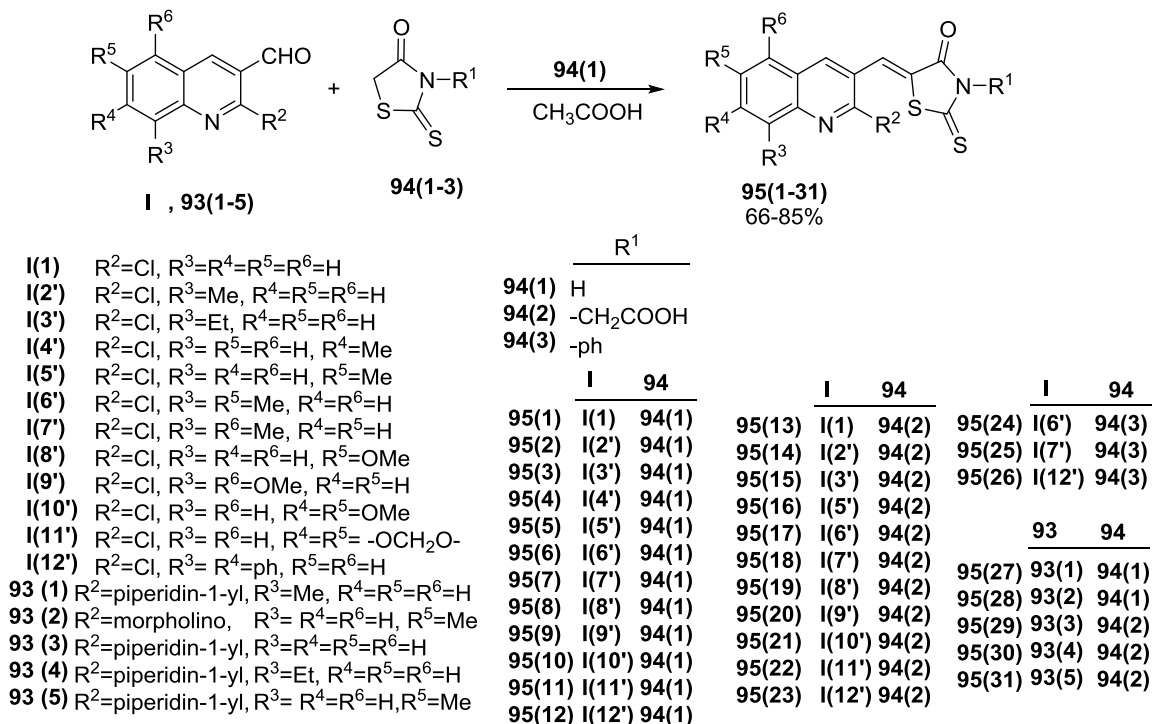
3.4. Condensation reactions

3.4.1. Reactions with active methylene compounds. A series of α,β -unsaturated carbonyl compounds **89a-b** and **90** were synthesized through the Claisen–Schmidt condensation of equimolar amounts of the aldehydes **I** with different active methylene compounds and methyl respectively, in ethanol in the presence of NaOH as catalyst. In addition, the Knoevenagel condensation of **I** with 2-methyl-4*H*-benzo[*d*][1,3]oxazin-4-one led to the formation of non-isolable quinoxaline intermediate **91'**, which underwent cyclization *via* elimination of HCl to afford 2-(2-oxobenzo[*b*][1,8]naphthyridin-1(2*H*)-yl)benzoic acid **91**. While the azlactone **92** was obtained by reaction of *N*-acetylglycine with **I** in the presence of acetic anhydride and sodium acetate (Scheme 30).⁵⁴



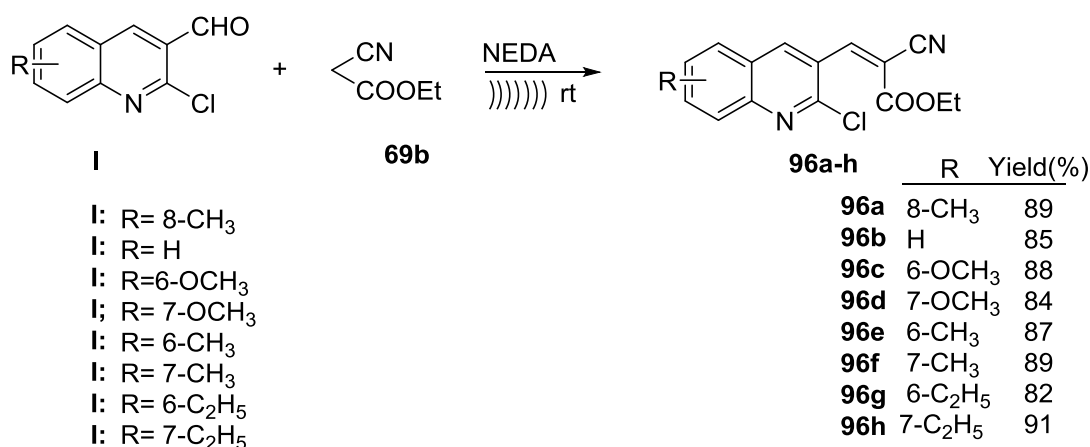
Scheme 30

Substituted 2-chloroquinoline-3-carbaldehydes **I**, or substituted 2-(piperidin-1-ylmorpholino) quinoline-3-carbaldehydes **93(1-5)** were reacted with rhodanine derivatives **94(1-3)** in the presence of sodium acetate and acetic acid to afford new rhodanine analogs **95(1-31)** as anticancer agents. Replacement of chlorine group with piperazine or morpholine, improved anticancer activity. While, replacement of rhodanine with rhodanine acetic acid does not change much in the anticancer activity (Scheme 31).⁵⁵



Scheme 31

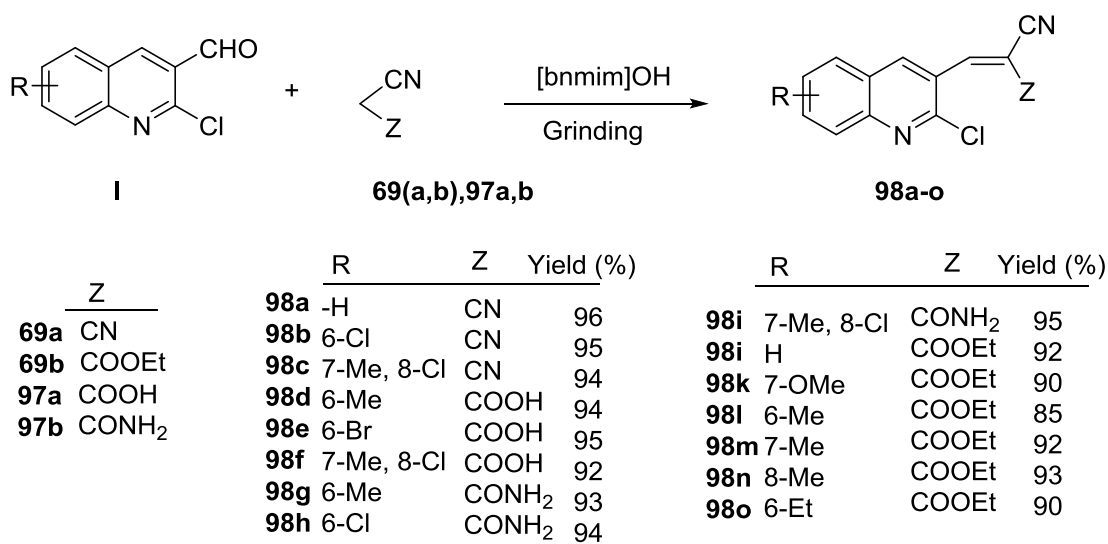
An efficient, eco-friendly method for rapid Knoevenagel condensation of 2-chloroquinoline-3-carbaldehydes **I** with ethyl cyanoacetate **69b** under ultrasonic irradiation in solvent-free medium by using *N*-ethyl diisopropyl amine (NEDA) as catalyst within short time period (14-20 min) at room temperature was reported. Compared with traditional method, this method is more convenient and reaction can be carried out in higher yield, shorter reaction time and milder condition, without generation of pollution and safer to analyst (Scheme 32).⁵⁶



Scheme 32

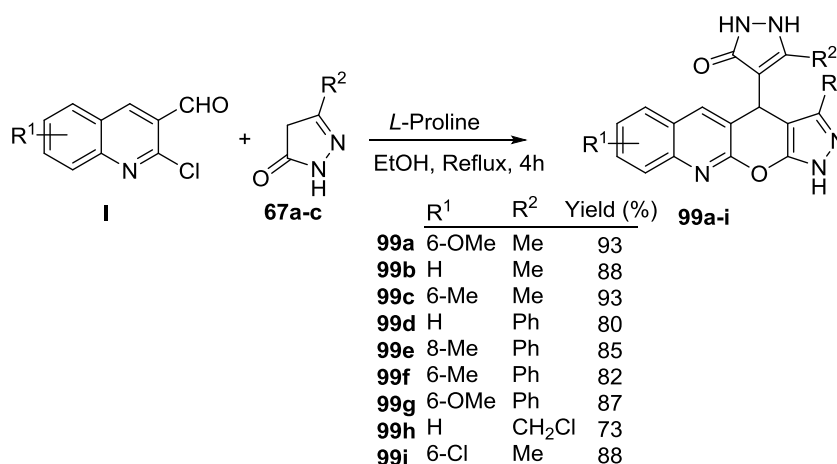
In addition, a facile, efficient and green methodology for the Knoevenagel condensation reaction was reported by grinding a mixture of hetero aryl aldehydes **I** and various active methylene compounds **69a,b** and **97a,b** with catalytic amount of [bnmim]OH, at room temperature. The product was extracted twice from

diethyl ether, leaving behind [bnmim]OH. Organic layer washed by brine solution (2×10 mL) and dried over sodium sulfate and the solvent was evaporated under reduced pressure (Scheme 33).⁵⁷



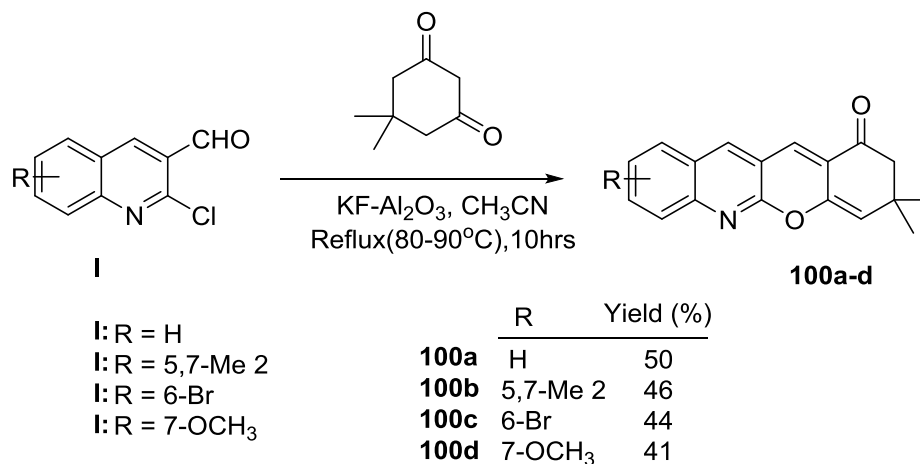
Scheme 33

Description of the synthesis of novel 1,4-dihydropyrazolo-pyrano-[2,3-*b*]quinoline derivatives **99a-i**, by reacting 2-chloroquinoline-3-carbaldehydes **I** with 3-substituted-1*H*-pyrazol-5(4*H*)-one **67a-c** in refluxing ethanol mediated by *L*-proline was reported. This procedure was found efficient for various 2-chloroquinoline-3-carbaldehydes **Ia-e** bearing electron donating and electron withdrawing groups (Scheme 34).⁴⁵

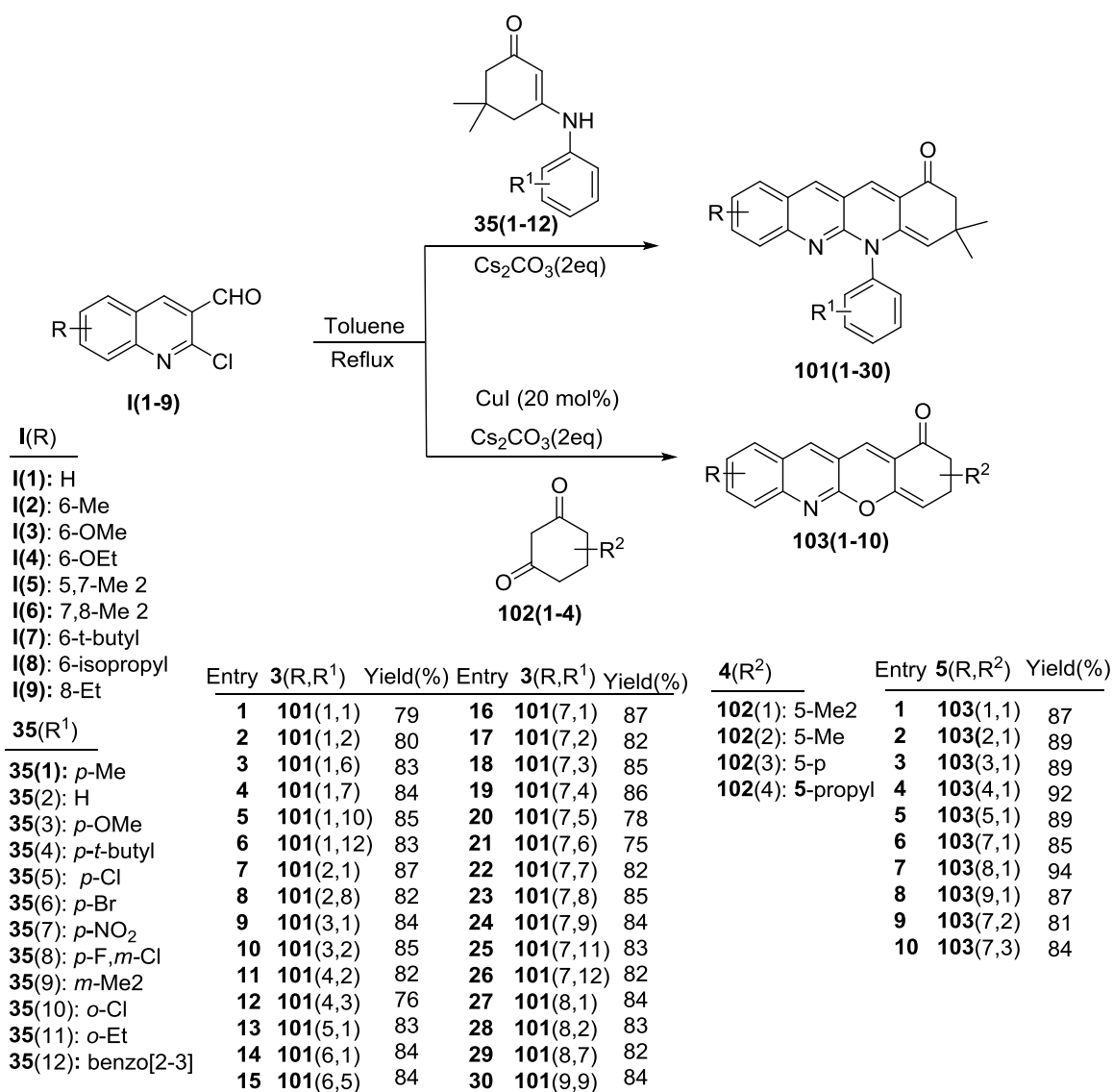


Scheme 34

The reaction of 2-chloroquinoline-3-carbaldehyde derivatives **I** and dimedone in the presence of KF-Al₂O₃ to afford new pyranoquinolines **100a-d** was reported. In this approach, a mechanism was proposed for the reaction course. Reasonable yields (41-50%), easily available starting materials and less expensive efficient catalyst are the key features of this method (Scheme 35).⁵⁸



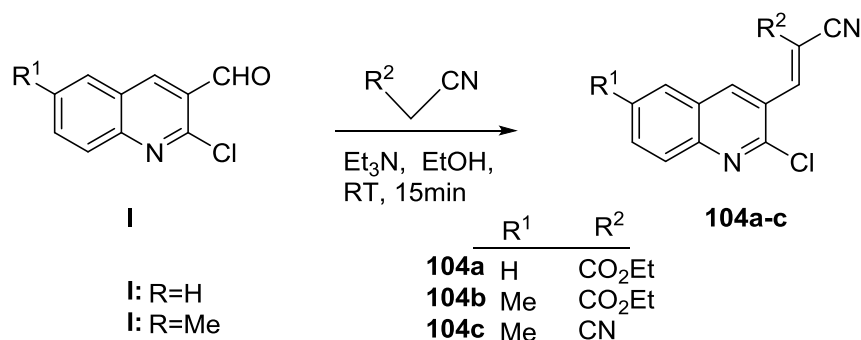
Scheme 35



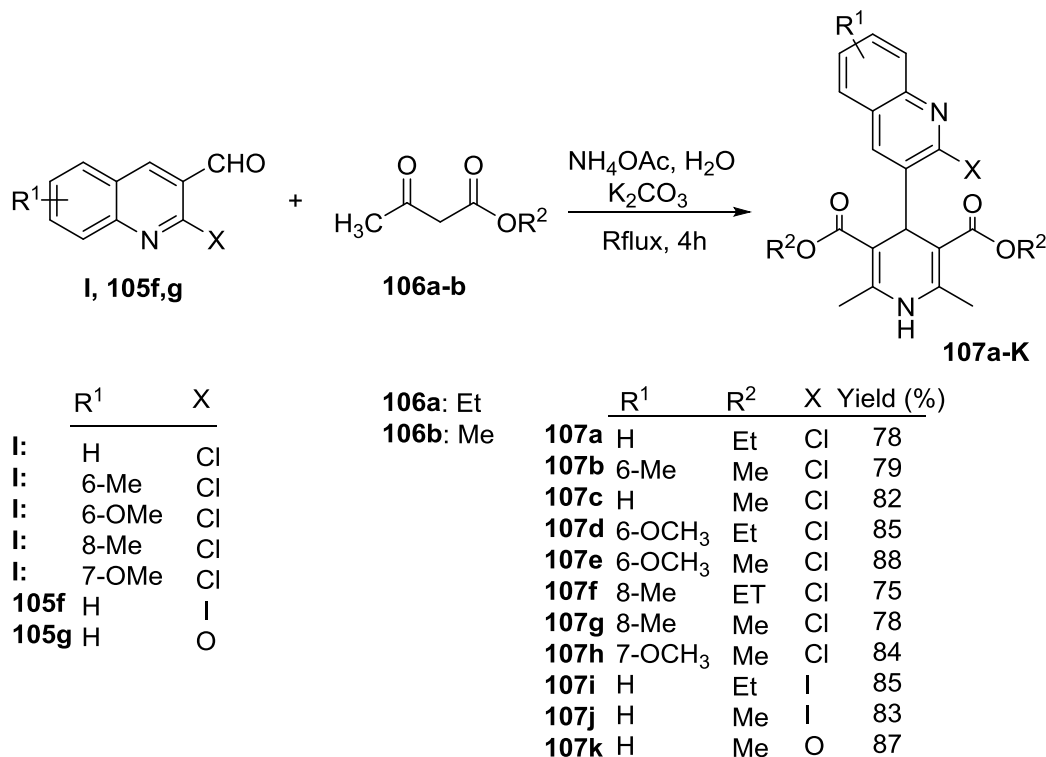
Scheme 36

An efficient synthesis of novel functionalized 1,8-naphthyridine **101(1-30)** and chromeno[2,3-*b*]quinolines **103(1-10)** derivatives *via* cascade reaction of 2-chloroquinoline-3-carbaldehyde **I(1-9)** and enaminones **35(1-12)** or cyclic 1,3-dicarbonyl compounds **102(1-4)** was introduced. The crude products of **101(1-30)** were purified by recrystallization from 95% ethanol, while the crude products of **103(1-10)** were purified by column chromatography to afford the pure products. All of the newly synthesized compounds were evaluated for their *in vitro* antiproliferative properties against cancer; several compounds were found to have high activities (Scheme 36).⁵⁹

A synthetic route of novel highly substituted cyclopentadienes containing quinoline nucleus was described, in which a Knoevenagel adducts **104a-c** of 2-chloroquinoline-3-carbaldehydes **I** and malononitrile or ethyl cyanoacetate were prepared. The reaction mixture was stirred in ethanol for 15 min at room temperature. After completion of the reaction, the solid was separated by filtration (Scheme 37).³⁷



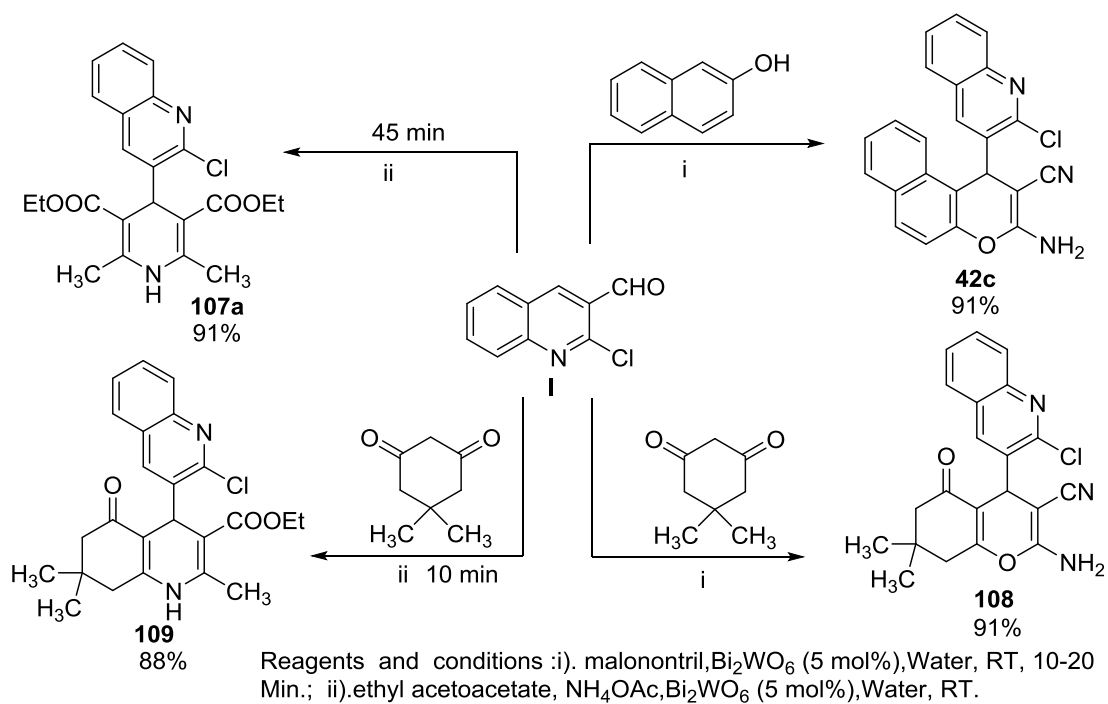
Scheme 37



Scheme 38

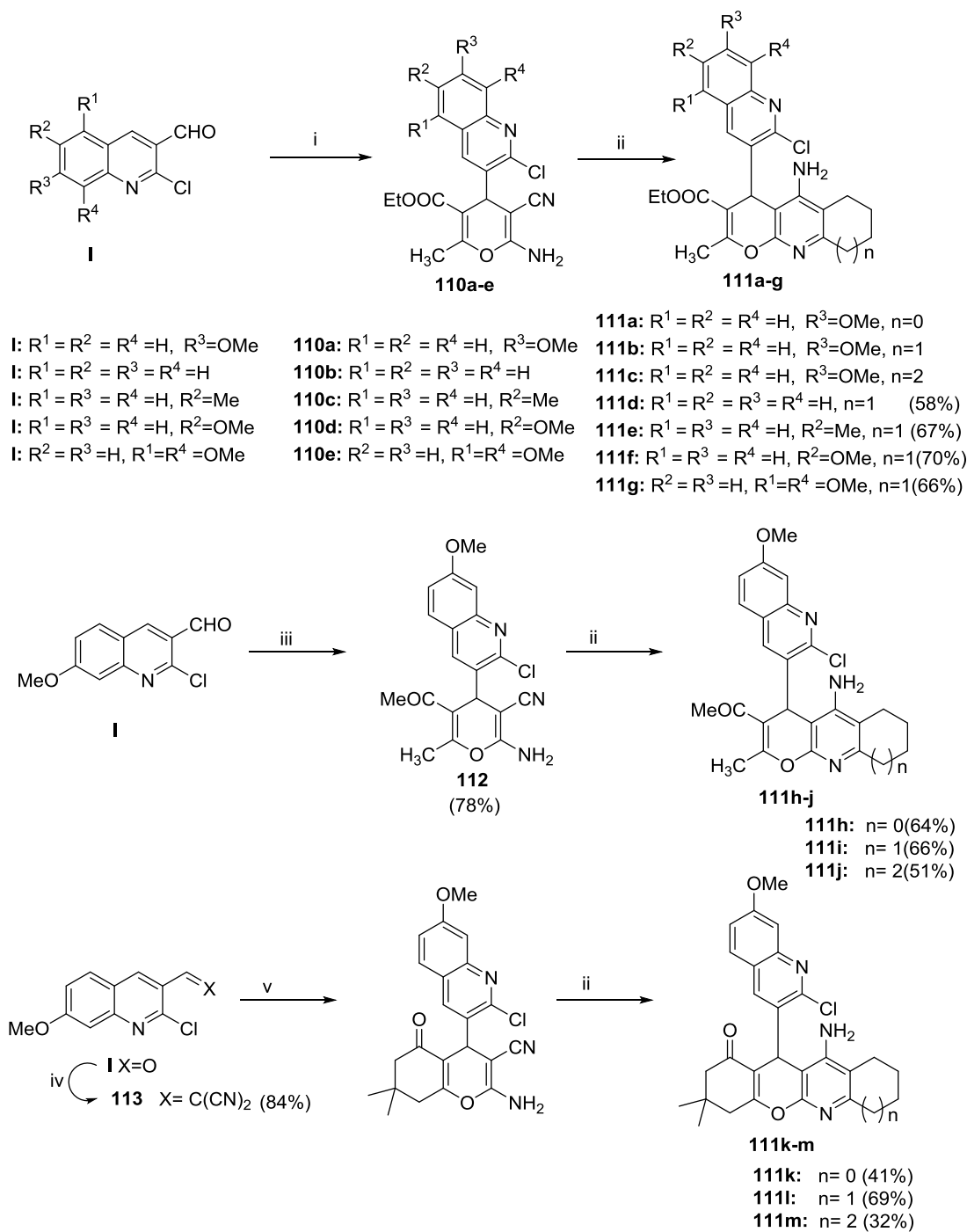
The synthesis of a novel series of substituted 1,4-dihydropyridines **107a-k** was achieved in aqueous media by a base-catalyzed Hantzsch reaction of 2-chloroquinoline-3-carbaldehydes (**I and 105f,g**), ammonium acetate, and alkyl acetoacetate **106a-b** in good to high yields was achieved (Scheme 38).⁶⁰

Functionalized 2-amino-4*H*-benzo[*b*]pyran **42c** and **108**, dihydropyridine **107a**, polyhydroquinoline **109**, derivatives were synthesized at ambient temperature in aqueous medium, in the presence of Bi₂WO₆ (5 mol %) as a catalyst. Bi₂WO₆ nanoparticle mediated multicomponent reactions (at RT, in aq. medium) afforded good yields in a short period of time (10–45 min; 5 mol% of catalyst) (Scheme 39).⁶¹



Scheme 39

Herein, thirteen new racemic, diversely functionalized 2-chloroquinolin-3-yl substituted Pyrano Tacrines (PTs) **111a-m** were synthesized from the corresponding readily available 4*H*-pyrans and diverse commercial cycloalkanones, by using a Friedländer-type reaction⁶², under standard reaction conditions (Scheme 40).⁶³

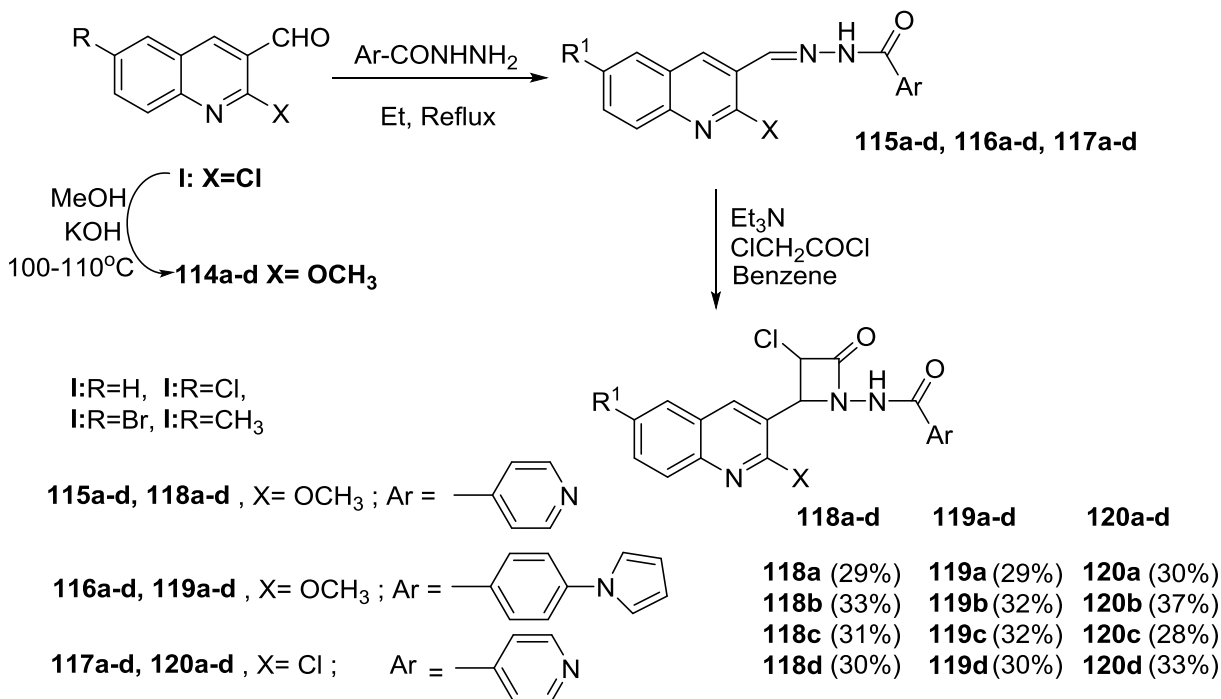


Reagents and conditions: **i:** a. CNCH₂CN, piperidine (cat.), EtOH, rt, 20 min; b. ethyl acetoacetate, piperidine(cat.); **ii:** Cycloalkanone, 1,2-dichloroethane, AlCl₃, reflux; **iii:** a. CNCH₂CN, piperidine (cat.), EtOH, rt, 20 min; b. 2,4-pentanedione, piperidine (cat.); **iv:** CNCH₂CN, piperidine (cat.), EtOH, rt, 20 min; **v:** dimedone, Et₃N (cat.), EtOH, rt, 1 h.

Scheme 40

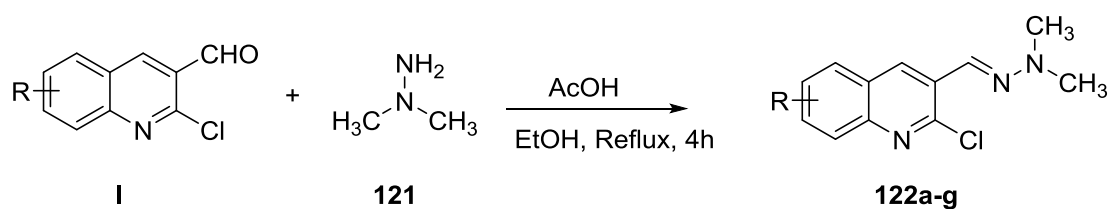
3.4.2. Reactions with hydrazine, hydroxylamine, hydrazides, (thio)semicarbazide, and urea. The synthesis of new series of quinolinyl Schiff's bases and azetidinones was reported. The aldehydes **I**, upon treatment with methanol in the presence of KOH furnished the corresponding 2-methoxyquinoline-3-carbaldehydes **114a-d**. The Schiff's bases **115a-d** and **116-d** were prepared by reacting **114a-d** with isoniazid and 4-(1*H*-pyrrol-1-yl)benzohydrazide in the presence of glacial acetic acid, respectively. While the Schiff's bases **117a-d** were

prepared by reacting **I** with isoniazid in ethanol in the presence of glacial acetic acid. Compounds **115a-d**, **116a-d**, and **117a-d** upon treatment with monochloroacetyl chloride in the presence of TEA in dry benzene gave **118a-d**, **119a-d**, and **120a-d**, respectively (Scheme 41).⁶⁴



Scheme 41

A new series of quinoline derivatives **122a-g** were synthesized by refluxing a mixture of 2-chloroquinoline-3-carbaldehydes **I**, 1,1-dimethylhydrazine **121**, few drops of glacial acetic acid in EtOH for 4 h. After completion of the reaction, distilled water was added to the reaction mixture, the resulting solid was separated by filtration, and recrystallized from ethanol to afford pure products (Scheme 42).⁶⁵

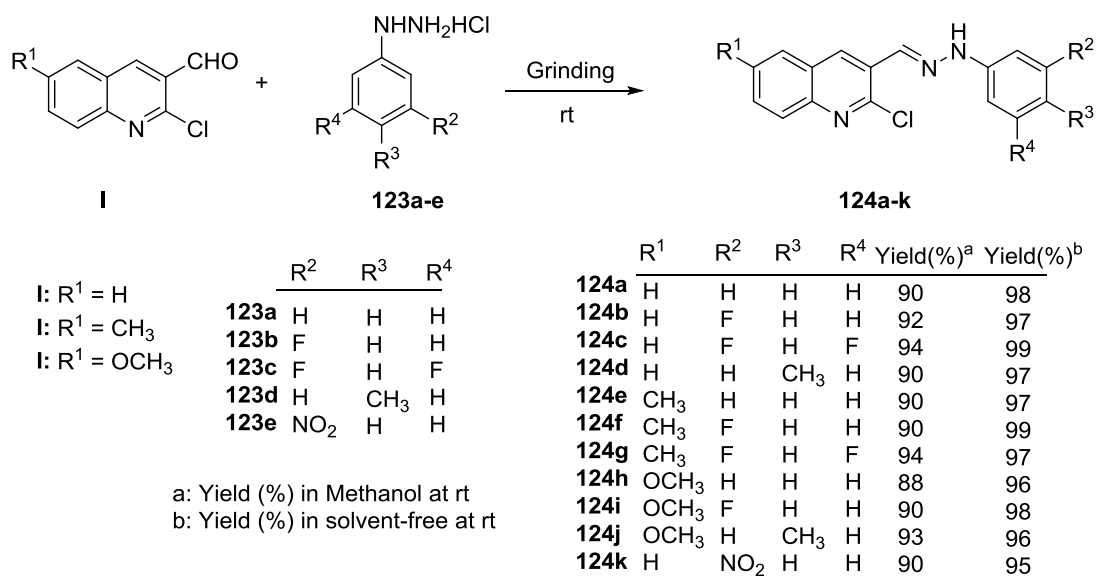


	R	Yield (%)
122a	H	70
122b	6-Me	72
122c	6-OMe	75
122d	6-Cl	69
122e	7-Me	80
122f	6-isopropyl	70
122g	7-Cl	69

Scheme 42

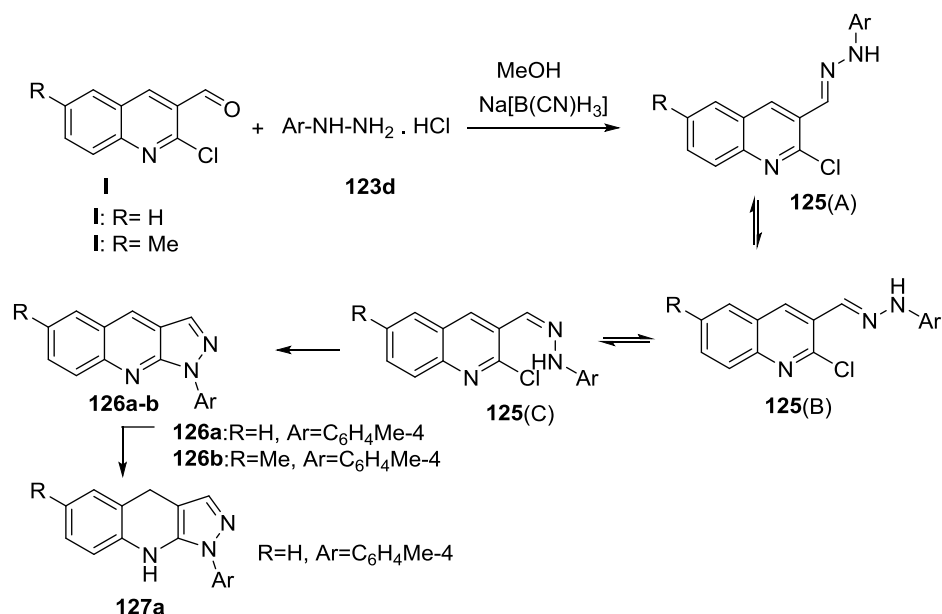
The synthesis of 2-chloroquinoline-3-carbaldehyde phenyl hydrazone derivatives **124a-k** by two methods was described. The first method is in solution, by stirring substituted aldehyde **I** and substituted

phenyl hydrazine **123a-c** in MeOH at room temperature over 2-15 h, while the second method is in solid state by grinding reactants to form products in short time (Scheme 43).⁶⁶



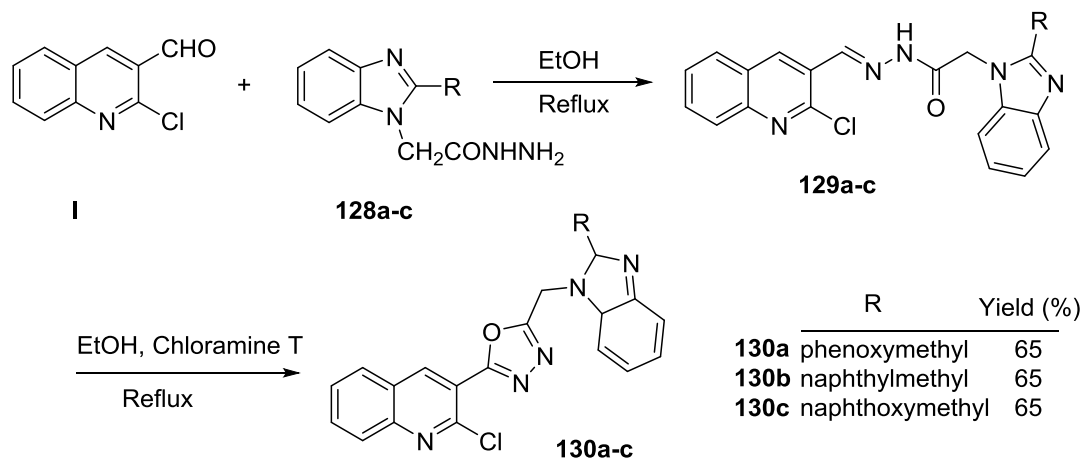
Scheme 43

Dry grinding of a mixture of the aldehydes **I** and 4-methylphenylhydrazinium chloride **123d** afforded the hydrazone derivative **125(A,B)**, while the same reagents in methanol in the presence of sodium cyanoborohydride gave the 1*H*-pyrazolo[3,4-*b*]quinoline **127a** (Scheme 44).^{66,67}



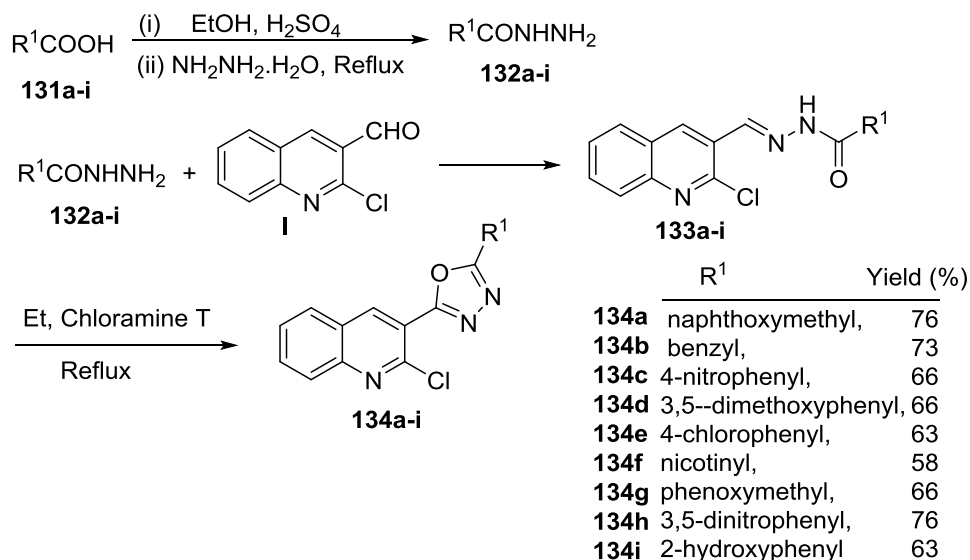
Scheme 44

On refluxing the benzimidazolylacetohydrazides **128a-c** with **I** in ethanol, the acetohydrazides **129a-c** were afforded. 1,3,4-Oxadiazoles **130a-c** were prepared by refluxing *N'*-((2-chloroquinolin-3-yl)methylene)-2-(2-substituted-1*H*-benzo[*d*]imidazol-1-yl)acetohydrazide **129a-c** with chloramine-T in ethanol (Scheme 45).^{8,68}



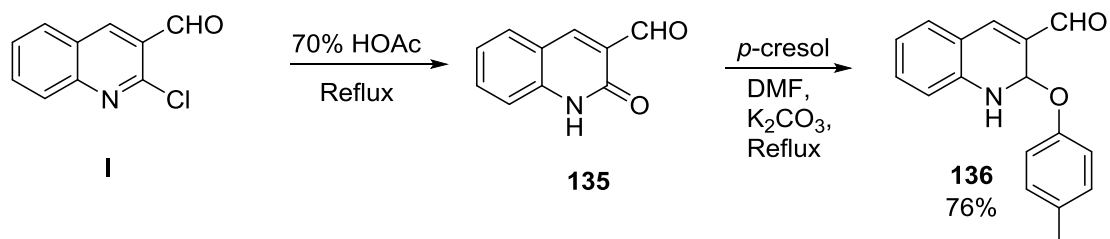
Scheme 45

Similarly, the different hydrazides **132a-i** were synthesized starting from aromatic acids **131a-i**. The benzohydrazide derivatives **133a-i** were synthesized by reacting the aldehyde **I** and the appropriate hydrazide **132a-i**. In the final step, the oxadiazol-2-ylquinolines **134a-i** were synthesized with chloramine-T as aforementioned (Scheme 46).^{68,69}



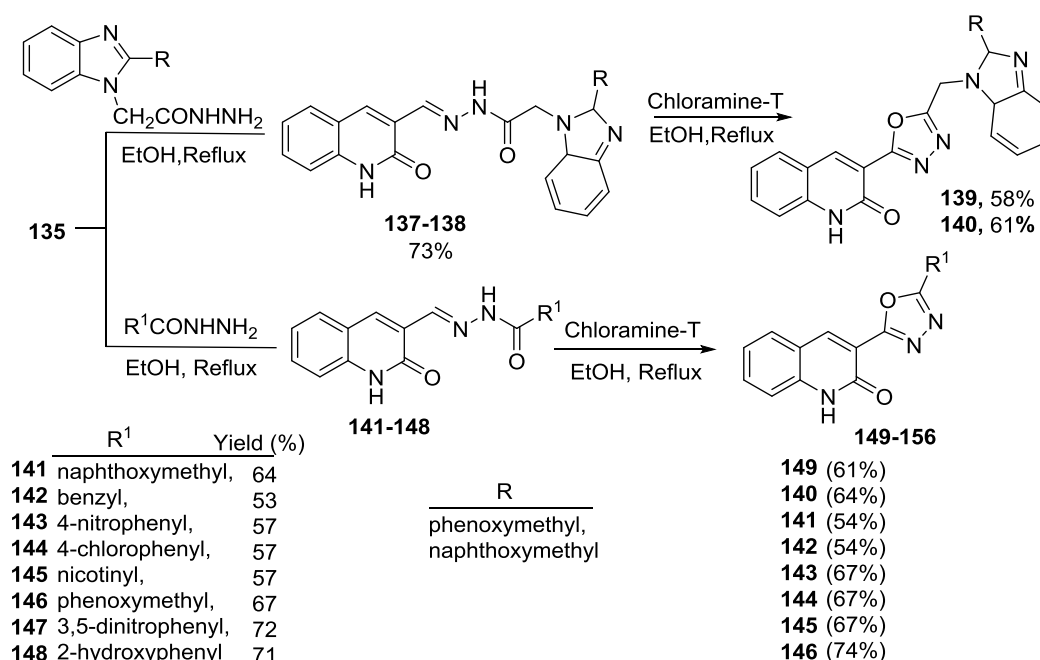
Scheme 46

2-Oxo-1,2-dihydroquinoline-3-carbaldehyde **135** was obtained by refluxing 2-chloroquinoline-3-carbaldehyde **I** in 70% acetic acid. While 2-(*p*-tolylloxy)quinoline-3-carbaldehyde **136** was prepared by refluxing **135** with *p*-cresol in DMF and using catalytic amount of K₂CO₃ (Scheme 47).⁸



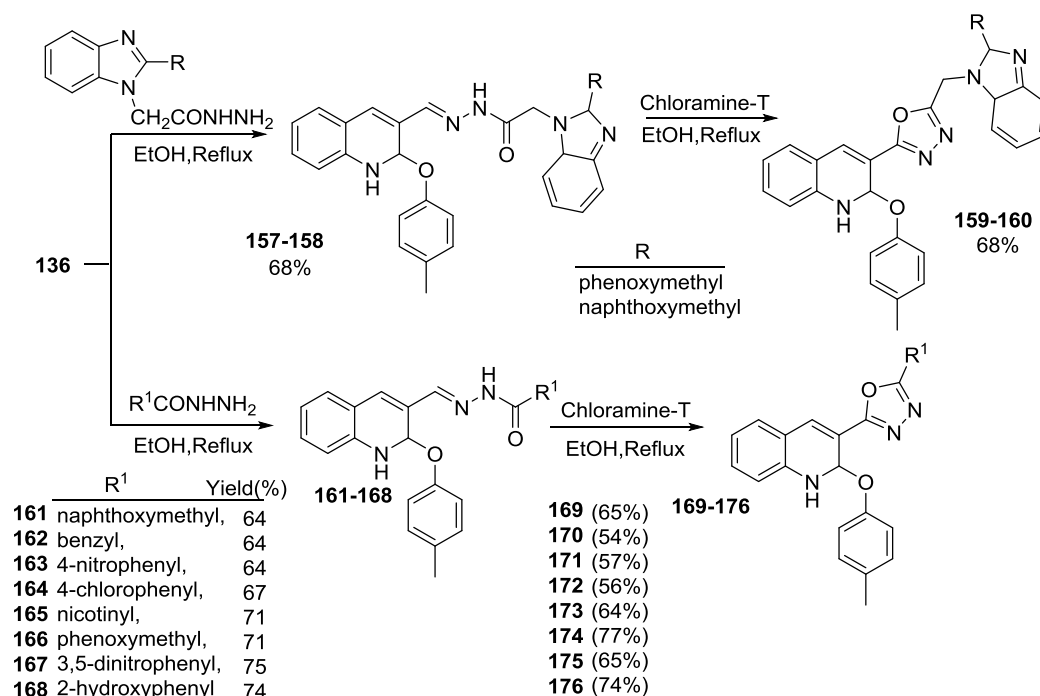
Scheme 47

2-Oxo-1,2-dihydroquinoline-3-carbaldehyde **135** was used for preparation of the series of 2,5-disubstituted 1,3,4-oxadiazoles **139-140** and **149-156**. This series were synthesized in search of potential therapeutics for cancer. The corresponding 1,3,4-oxadiazoles has been synthesized by chloramine-T and refluxing in ethyl alcohol. (Scheme 48).⁸



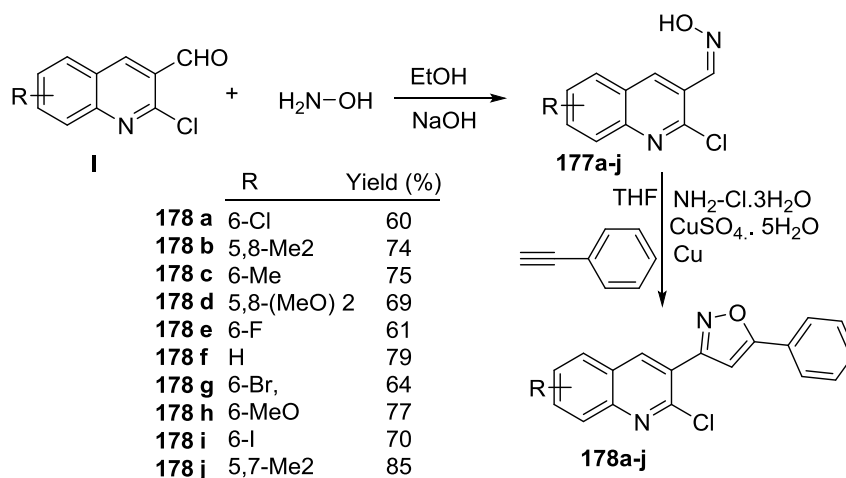
Scheme 48

For the synthesis of the second series of 2,5-disubstituted 1,3,4-oxadiazoles **159-160**, **169-176**, 2-(*p*-tolylloxy)quinoline-3-carbaldehyde **136** was used as a starting aldehyde. This series had also been synthesized using chloramine-T and refluxing in ethanol. The study revealed that compound **159** is a potent lead compound for anticancer drug discovery (Scheme 49).⁸

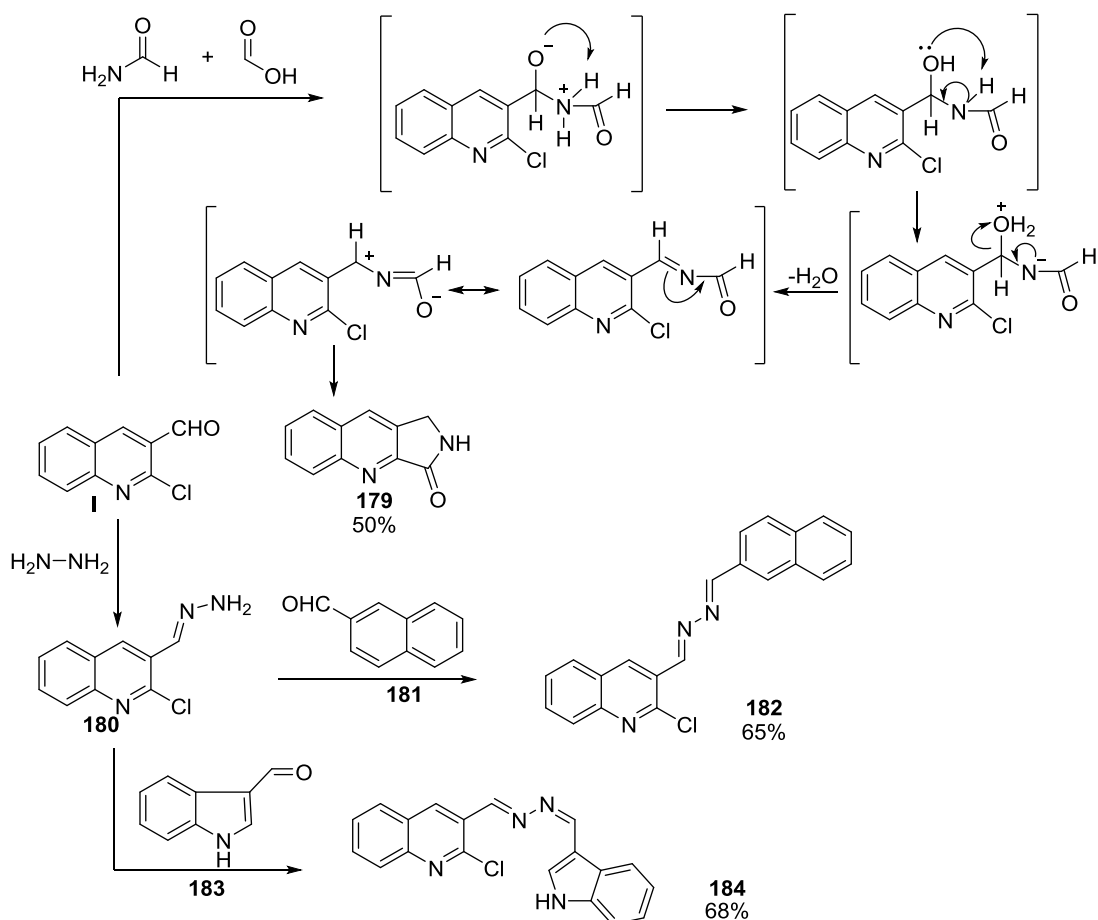


Scheme 49

A procedure was described for the synthesis of 3-(2-chloroquinolin-3-yl)-5-phenylisoxazoles **178a-j**. The appropriate aldehyde **I** was added to a hydroxylamine solution in ethanol to afford the oxime **177a-g**, which upon reaction with chloramine-T trihydrate, CuSO₄·5H₂O, Cu and phenylacetylene afforded the corresponding phenylisoxazoles **178a-j** (Scheme 50).⁷



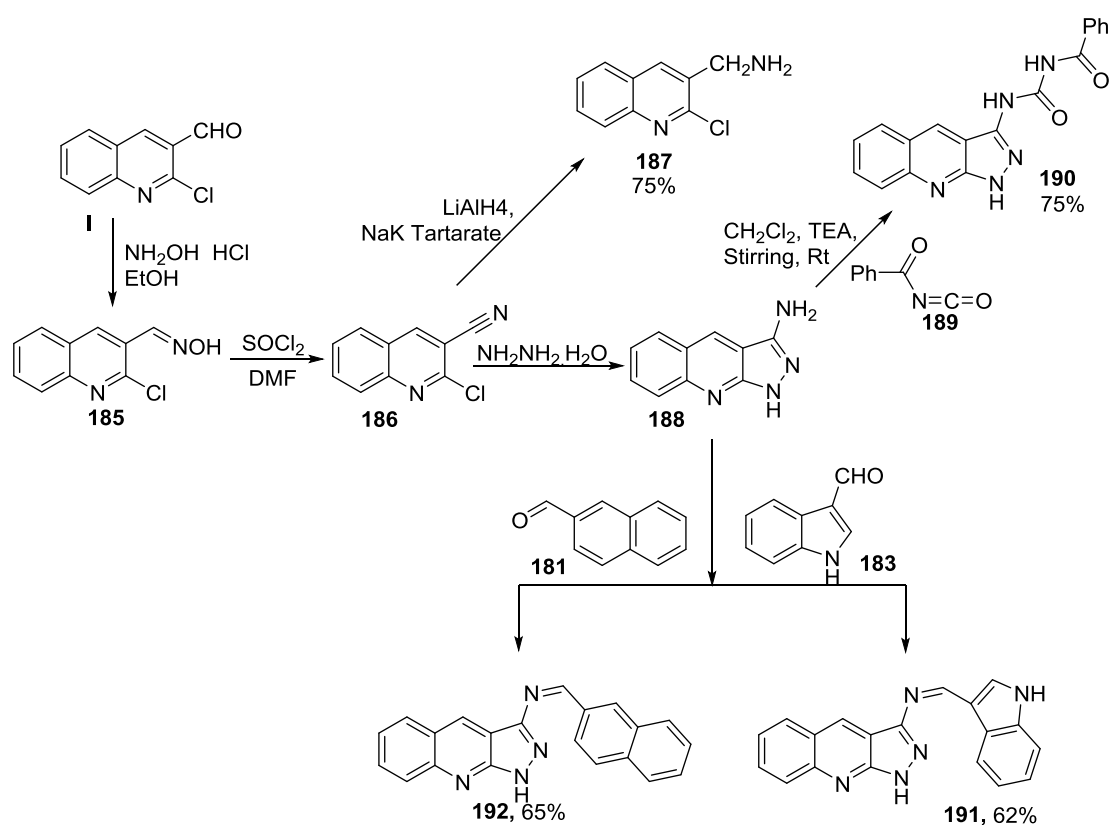
Scheme 50



Scheme 51

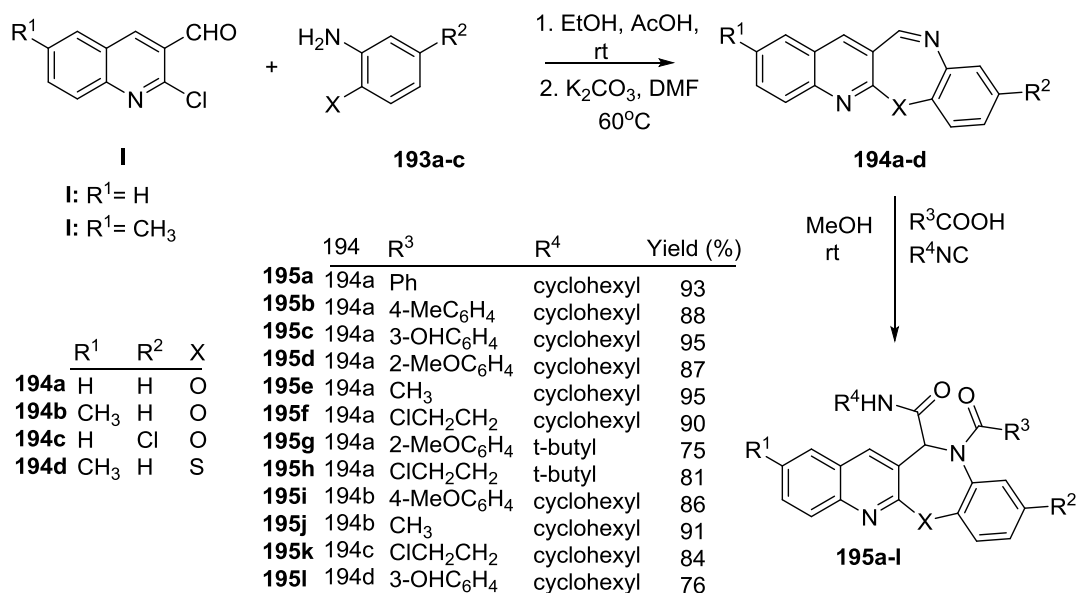
When carbaldehyde **I** was treated with formamide and formic acid, the pyrrolo[3,4-*b*]quinolin-3-one **179** was obtained, the reaction occurs *via* Leuckart reaction⁷⁰ by using formamide as a formylating agent. On treating **I** with hydrazine hydrate, the hydrazone **180** was afforded, which then treated with aromatic aldehydes **181** and **183** to give 3-((naphthalen-2-yl/1*H*-indol-3-yl)methylene)hydrazono)methyl)quinoline **182** and **184**, respectively (Scheme 51).⁴⁰

Furthermore, the carbaldehyde group in **I** was transformed to a nitrile group *via* condensation reaction with hydroxylamine hydrochloride and sodium acetate to afford oxime **185**. Dehydration of the aldoxime **185** with thionyl chloride gave the cyanoquinoline **186**. The cyanoquinoline **186** was reacted with lithium aluminium hydride and potassium sodium tartarate in THF afforded the corresponding amine **187**. In addition, cyclization of **186** with hydrazine hydrate afforded **188**. Compound **190** was obtained from the reaction of **188** with benzoylisocyanate **189**. In the same manner pyrazoloquinoline Schiff's base derivatives **191** and **192** were obtained in moderate yield by condensation reaction of **188** with naphthaldehyde **181** or indol-3-aldehyde **183** (Scheme 52).⁴⁰



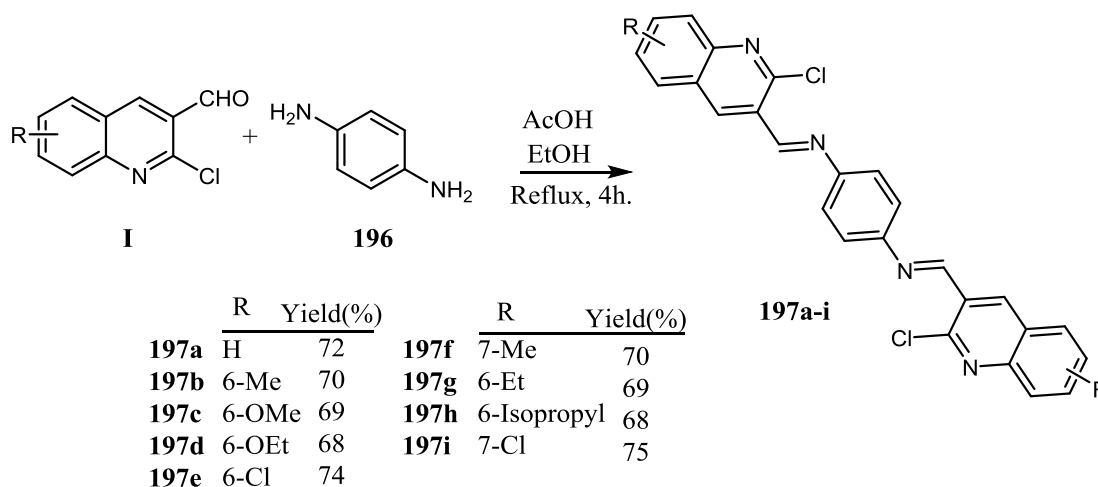
Scheme 52

3.4.3. Reactions with amines and amides. 2-Chloroquinoline-3-carbaldehyde **I** was reacted with amines **193a-c** to form an imine intermediate, which was subsequently cyclized to afford tetracyclic thio- and oxazepino derivatives **194a-d**.⁷¹⁻⁷³ While benzo[2,3][1,4]thia- or oxazepino[7,6-*b*]quinolones **195a-i** was afforded by reacting carboxylic acid, isocyanide and **194a-d** in methanol. The reaction mixture was stirred for 48 h at room temperature (Scheme 53).⁷⁴



Scheme 53

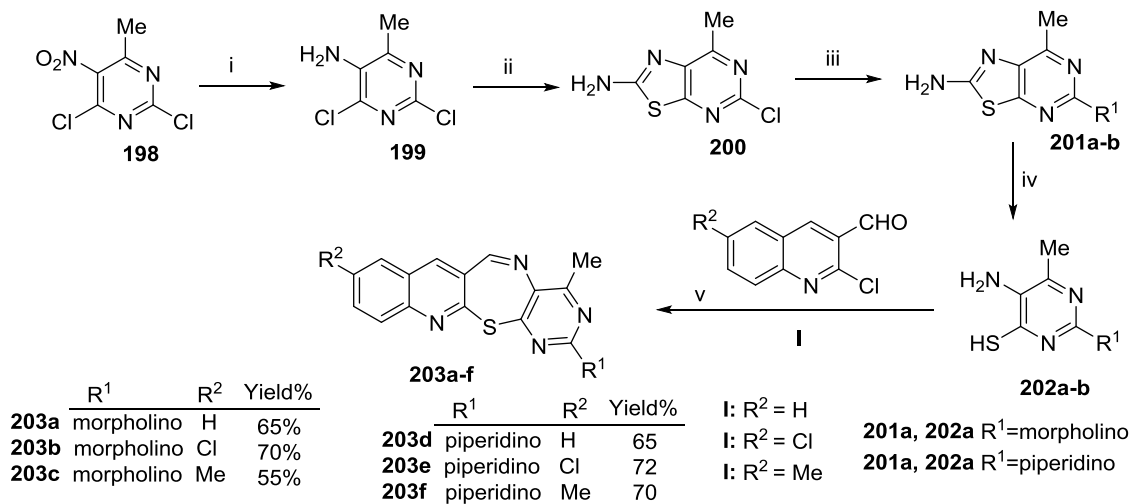
Formation of mono and di Schiff's bases derivatives **197a-i** derivatives was reported. The reaction took place between 2-chloroquinoline-3-carbaldehydes **I** and benzene-1,4-diamine **196** in ethanol under reflux. The reaction was catalyzed with acetic acid (Scheme 54).¹



Scheme 54

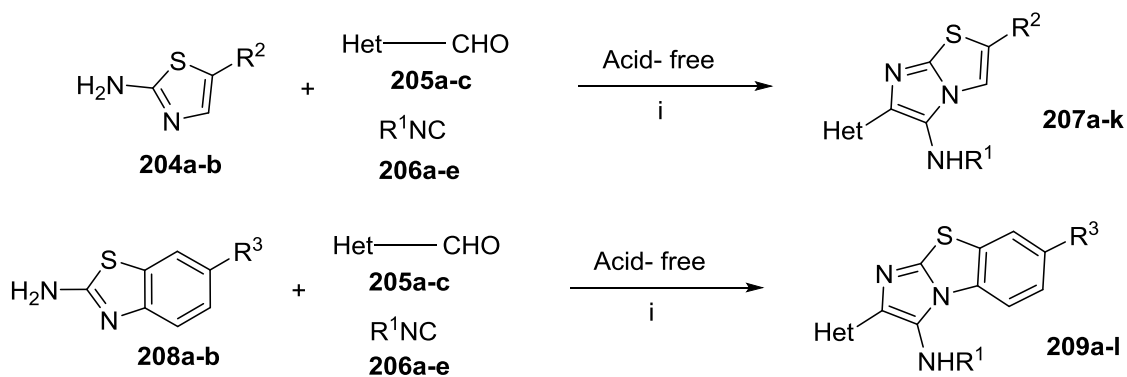
Derivatives of novel pyrimido[4',5':2,3][1,4]thiazepino[7,6-*b*]quinoline ring **203a-f** system have been synthesized through cyclocondensation of 5-amino-6-methylpyrimidine-4-thiols **202a,b** and 2-chloroquinoline-3-carbaldehydes **I** in the presence of K₂CO₃ in DMF (Scheme 55).⁷⁵

Synthesis of a series of 23 novel unsymmetrical bis-heterocycles having either imidazo[2,1-*b*]thiazoles **207a-k** or benzo[*d*]imidazo[2,1-*b*]thiazole **209a-l** frameworks bound with chromone, quinoline or julolidine in good to excellent yields by an acid-free Groebke-Blackburn-Bienaymé reaction (GBBR) under microwave-heating conditions, was reported (Scheme 56).⁷⁶



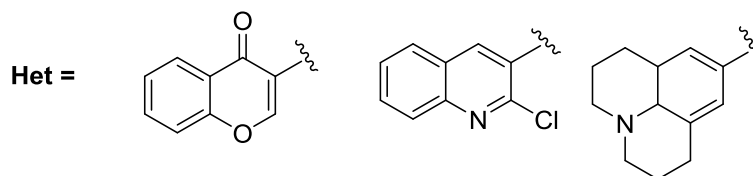
Reagents and conditions: (i) Fe powder, HOAc, rt, 2 h; (ii) KSCN, DMF, reflux, 3 h; (iii) morpholine or piperidine, EtOH, reflux, 6 h; (iv) KOH(aq), reflux, 10 h; (v) K₂CO₃, DMF, reflux, 8-12 h.

Scheme 55



i = PhMe, MW(150W, 150°C), 10 min

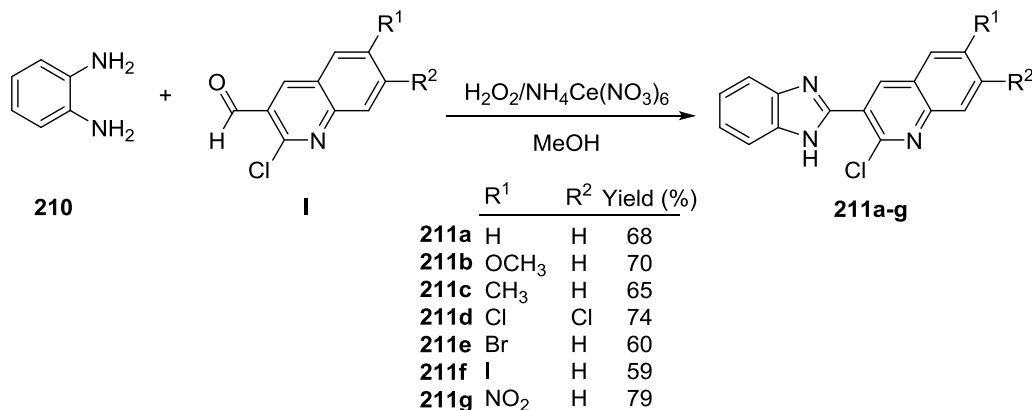
R¹ = *t*-But, *c*-Hex, Bn, 4-OMeBn, 3,4-diOMePhEt; R² = H, CN, R³ = H, F



	204R ²	205(Het)	206R ²	208R ³	Yield(%)		204R ²	205(Het)	206R ²	208R ³	Yield(%)
207a	H	Chromone	<i>t</i> -Bu	-	96	209a	-	Chromone	<i>t</i> -Bu	H	97
207b	H	Chromone	<i>c</i> -Hex	-	95	209b	-	Chromone	<i>c</i> -Hex	H	96
207c	H	Chromone	Bn	-	93	209c	-	Chromone	Bn	H	92
207d	H	Chromone	4-OMeBn	-	91	209d	-	Chromone	4-OMeBn	H	95
207e	H	Chromone	3,4-diOMePhEt	-	92	209e	-	Chromone	3,4-diOMePhEt	H	90
207f	H	Quinoline	<i>t</i> -Bu	-	96	209f	-	Chromone	<i>t</i> -Bu	F	97
207g	H	Quinoline	<i>c</i> -Hex	-	95	209g	-	Chromone	<i>c</i> -Hex	F	96
207h	CN	Quinoline	<i>t</i> -Bu	-	92	209h	-	Quinoline	<i>t</i> -Bu	H	96
207i	CN	Quinoline	<i>c</i> -Hex	-	90	209i	-	Quinoline	<i>c</i> -Hex	H	97
207j	H	Julolidine	<i>t</i> -Bu	-	84	209j	-	Quinoline	<i>t</i> -Bu	F	97
207k	H	Julolidine	<i>c</i> -Hex	-	82	209k	-	Quinoline	<i>c</i> -Hex	F	96
						209l	-	Julolidine	<i>c</i> -Hex	H	72

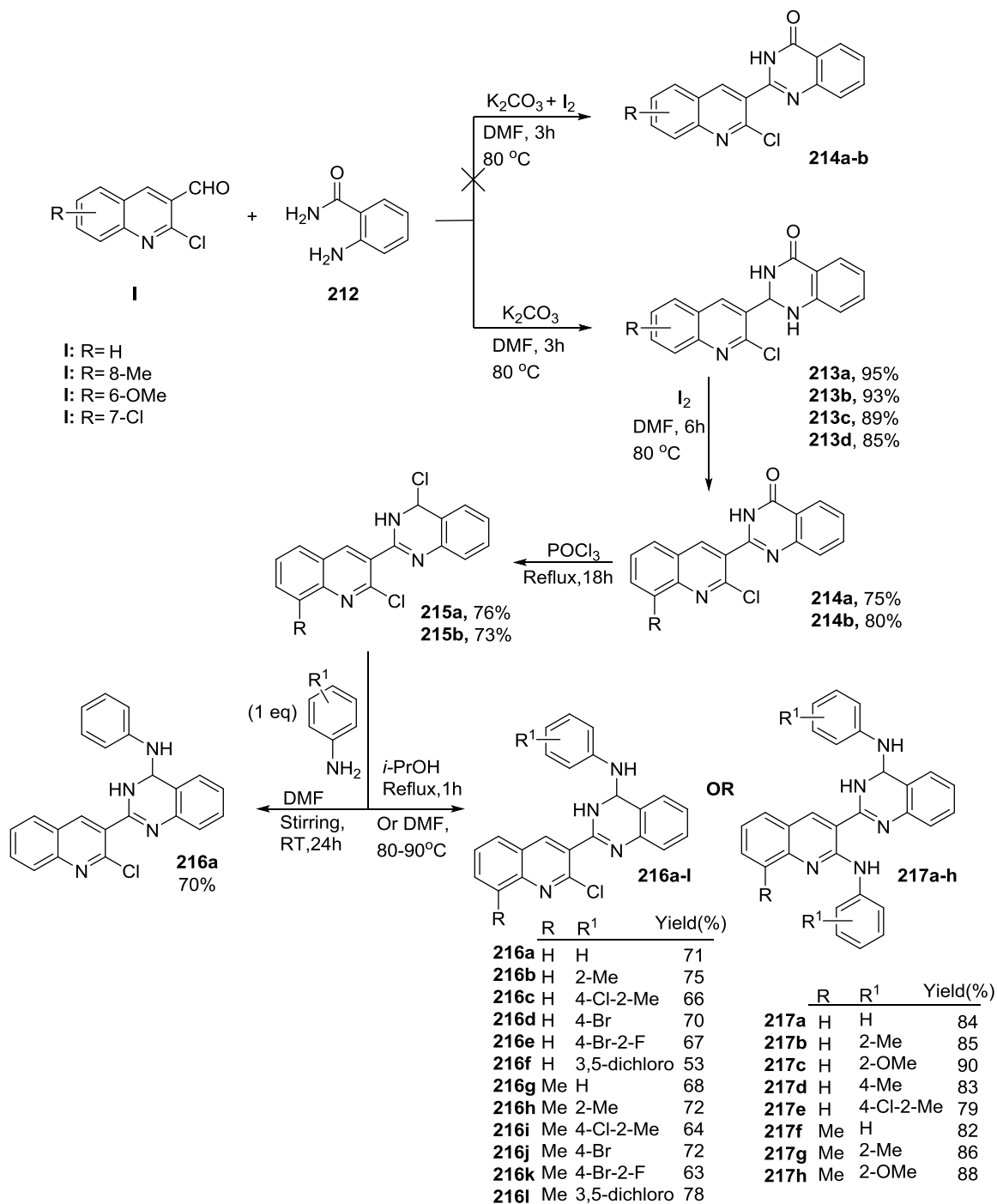
Scheme 56

The benzene-1,2-diamine **210** was added to the solution of 2-chloro-6,7-substituted quinoline-3-carbaldehydes **I** in methanol. Ceric ammonium nitrate as a catalyst and hydrogen peroxide as an oxidant were then added to this solution. After completion of the reaction, the reaction mixture was cooled at room temperature and poured into crushed ice. The separated solid product was filtered and recrystallized from methanol to afford 59-79% yield of The benzo[*d*]imidazole ligands **211a-g** (Scheme 57).⁷⁷



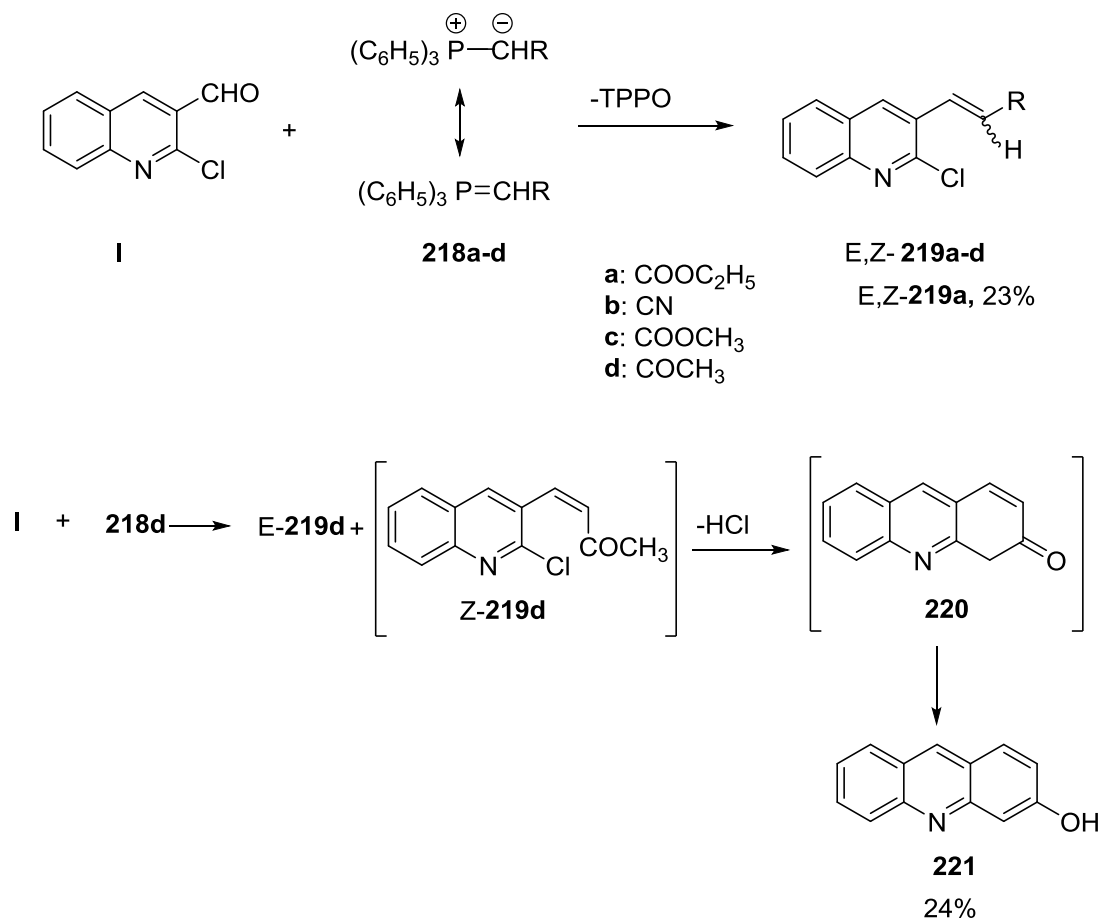
Scheme 57

An efficient and high yielding protocol is reported for the synthesis of new class of 4-anilinoquinolinoquinazoline hybrids **216a-l**, **217a-h**. The target compounds were prepared first by the reaction of 2-aminobenzamide **2** with 2-chloroquinoline-3-carbaldehydes **I**. After oxidation and chlorination, the key 2-quinolyl-4-chloroquinazolines **215a-b** were converted to the corresponding 2-(2-arylaminoquinolyl)-4-arylaminoquinazolines **216a-l** and *N*-heteroaryl-2-(2-(heteroaryl-amino)quinolin-3-yl)quinazolin-4-amines **217a-h** (Scheme 58).⁷⁸



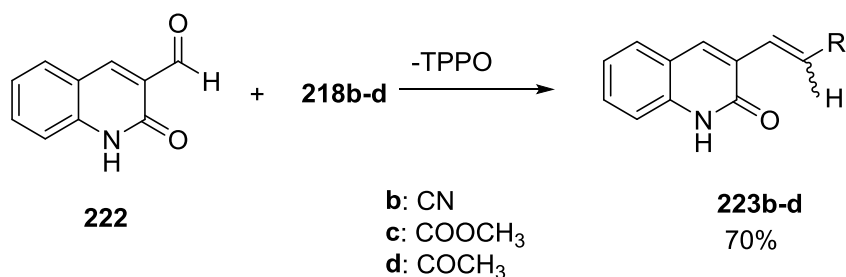
Scheme 58

3.4.4. Miscellaneous reactions. Condensation of 2-chloroquinoline-3-carbaldehyde **I** with some selected stabilized phosphonium ylides (Wittig reagent) **218a-d** yielded a mixture of the corresponding *E* and *Z* olefins in each case along with triphenylphosphine oxide (TPPO), *via* Wittig carbonyl olefination reaction. However, the reaction of **I** with **218d** produced the (*E*) form olefin **219d** together with acridin-3-ol **221** (Scheme 59).⁷⁹



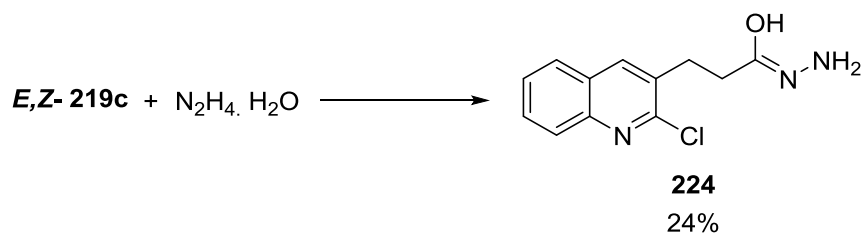
Scheme 59

A mixture of 2-oxoquinoline-3-carbaldehyde **222** and stabilized ylides **218b-d** in absolute ethanol was stirred at room temperature for 2 h. The formed colorless precipitate was filtered and recrystallized from absolute ethanol to give the corresponding **Z-223b-d** isomers. Pure **Z-223b-d** were obtained by chromatography (Scheme 60).⁷⁹



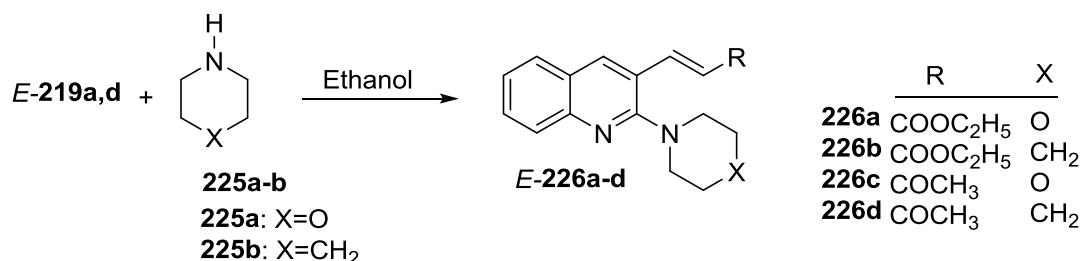
Scheme 60

The behavior of compounds **E,Z-219c** toward hydrazine hydrate was also investigated. In which hydrazine hydrate was added to a solution of compound **Z-219c** and/or **E-219c** in ethanol. The reaction mixture was heated under reflux for about 3h. The solvent was evaporated under reduced pressure and the residue was recrystallized from chloroform/n-hexane to give 3-(2-chloroquinolin-3-yl)propanehydrazonic acid **224** (Scheme 61).⁷⁹



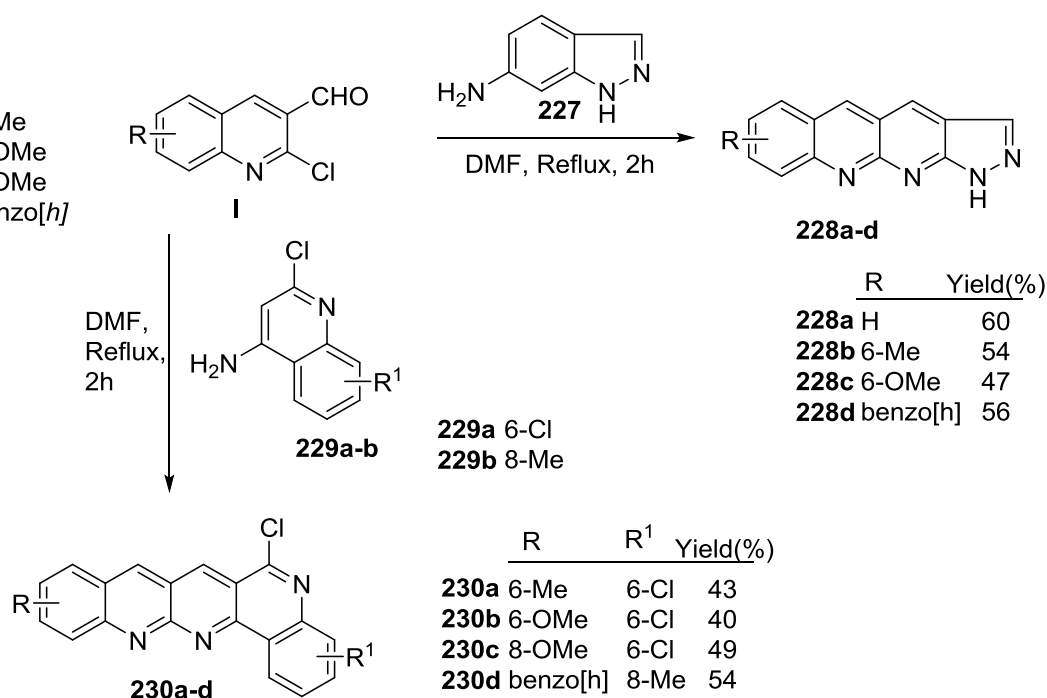
Scheme 61

On the other hand, heating under reflux a mixture of *E*-**219a** or *E*-**219d** with the appropriate secondary amine (morpholine **225a** or piperidine **225b**) for 7–10 h, followed by evaporation of the volatile materials and triturating the residue with diethyl ether afforded colorless **226a-d** (Scheme 62).⁷⁹



Scheme 62

Finally, a direct and efficient approach to the synthesis of benzo[*g*][1,8]naphthyridines **228a-d**, **230a-d** from simple synthons 2-chloroquinoline-3-carbaldehydes **I**, 1*H*-Indazole-6-amine **227** and 2-chloroquinoline-4-amines **229a-b**, has been developed. The reaction proceed by simple condensation under basic medium conditions without any catalyst furnishing the naphthyridine derivatives **228a-d** and **230a-d**, respectively (Scheme 63).⁸⁰



Scheme 63

4. Conclusions

2-Chloroquinoline-3-carbaldehydes were used extensively, as an interesting versatile intermediate, due to the presence of both chloro and aldehyde groups, for synthesis of many chemical compounds possessing diverse biological activities. This survey is an attempt to collect, summarize and organize the different synthetic methods and reactions of 2-chloroquinoline-3-carbaldehydes from 2012 through 2017. Most of 2-chloroquinoline-3-carbaldehydes reactions are multi component reaction (MCR), either in a step-wise manner or in a one pot has been achieved successfully. Hence these protocols provide convenient strategies to annelate different heterocyclic nuclei with widespread bioactive pyrans and pyrimidines thereby extending the categories of heterocyclic systems. The strategies may also provide valuable information for further design and development of more active biological agents through various modifications and derivatizations.

References

1. Ghanei, S.; Lari, J.; Eshghi, H.; Saadatmandzadeh, M. *Iran J. Pharm. Res.* **2016**, *15*, 321.
2. Baruah, B.; Bhuyan, P. J. *Tetrahedron* **2009**, *65*, 7099.
<https://doi.org/10.1016/j.tet.2009.06.036>
3. Rajakumar, P.; Raja, R.; Selvam, S.; Rengasamy, R.; Nagaraj, S. *Bioorg. Med. Chem. Lett.* **2009**, *19* (13), 3466.
<https://doi.org/10.1016/j.bmcl.2009.05.019>
4. Rajakumar, P.; Raja, R. *Tetrahedron Lett.* **2010**, *51*, 4365.
<https://doi.org/10.1016/j.tetlet.2010.06.059>
5. Domling, A. *Chem. Rev.* **2006**, *106*, 17.
<https://doi.org/10.1021/cr0505728>
6. Radini, I.; Elsheikh, T.; El-Telbani, E.; Khidre, R. *Molecules* **2016**, *21*, 909.
<https://doi.org/10.3390/molecules21070909>
7. Fernández-Galleguillos, C.; Saavedra, L. A.; Gutierrez, M. *J. Braz. Chem. Soc.* **2014**, *25*, 365.
8. Salahuddin; M. A.; Shaharyar, M. *BioMed. Res. Int.* **2014**, *2014*, Article ID 491492.
9. Musiol, R.; Jampilek, J.; Buchta, V.; Silva, L.; Niedbala, H.; Podeszwa, B.; Palka, A.; Majerz-Maniecka, K.; Oleksyn, B.; Polanski, J. *Bioorg. Med. Chem.* **2006**, *14*, 3592.
<https://doi.org/10.1016/j.bmc.2006.01.016>
10. Rossiter, S.; Péron, J.-M.; Whitfield, P. J.; Jones, K. *Bioorg. Med. Chem. Lett.* **2005**, *15*, 4806.
<https://doi.org/10.1016/j.bmcl.2005.07.044>
11. Inoue, M.; Hori, M.; Nakajima, S.; Kitakaze, M.; Fukunami, M.; Ishida, Y.; Abe, H. *Arzneimittel-Forschung* **1983**, *34*, 355.
12. Muruganantham, N.; Sivakumar, R.; Anbalagan, N.; Gunasekaran, V.; Leonard, J. T. *Biol. Pharm. Bull.* **2004**, *27*, 1683.
<https://doi.org/10.1248/bpb.27.1683>
13. Marella, A.; Tanwar, O. P.; Saha, R.; Ali, M. R.; Srivastava, S.; Akhter, M.; Shaquiquzaman, M.; Alam, M. *Saudi Pharmaceutical Journal* **2013**, *21* (1), 1-12.
<https://doi.org/10.1016/j.jsps.2012.03.002>
14. Solomon, V. R.; Lee, H. *Curr. Med. Chem.* **2011**, *18*, 1488.
<https://doi.org/10.2174/092986711795328382>
15. Abdel-Wahab, B. F.; Khidre, R. E. *Journal of Chemistry* **2013**, *2013*, 13.

16. Abdel-Wahab, B. F.; Khidre, R. E., Farahat, A. A.; El-Ahl, A. S., *Arkivoc* **2012**, *i*, 211.
<http://dx.doi.org/10.3998/ark.5550190.0010.728>
17. Meth-Cohn, O.; Narine, B.; Tarnowski, B., *J. Chem. Soc., Perkin Trans 1* **1981**, *5*, 1520.
<https://doi.org/10.1039/p19810001520>
18. Wang, G.-B.; Wang, L.-F.; Li, C.-Z.; Sun, J.; Zhou, G.-M.; Yang, D.-C. *Res. Chem. Intermed.* **2012**, *38*, 77.
<https://doi.org/10.1007/s11164-011-0327-6>
19. Gaidhane, M. K.; Ghatole, A. M.; Lanjewar, K. R. *Int. J. Pharm. Pharm. Sci.* **2013**, *5*, 421.
20. Romero, A. H. *Synth. Commun.* **2016**, *46*, 287.
<https://doi.org/10.1080/00397911.2015.1135956>
21. Cao, H. T.; Grée, R. *Tetrahedron Lett.* **2009**, *50*, 1493.
<https://doi.org/10.1016/j.tetlet.2009.01.080>
22. Zhang, Y. C.; Liu, Z. C.; Yang, R.; Zhang, J. H.; Yan, S. J.; Lin, J. *Org. Biomol. Chem.* **2013**, *11*, 7276.
<https://doi.org/10.1039/c3ob41200h>
23. Alam, M. M.; Marella, A.; Akhtar, M.; Husain, A.; Yar, M. S.; Shaquiquzzaman, M.; Tanwar, O. P.; Saha, R.; Khanna, S.; Shafi, S. *Acta Pol. Pharm.* **2013**, *70*, 435.
24. Bhanja, C.; Jena, S.; Nayak, S.; Mohapatra, S. *Beilstein J. Org. Chem.* **2012**, *8*, 1668.
<https://doi.org/10.3762/bjoc.8.191>
25. Wang, W.; Li, H.; Wang, J.; Zu, L. *J. Am. Chem. Soc.* **2006**, *128*, 10354.
<https://doi.org/10.1021/ja063328m>
26. Li, H.; Wang, J.; T, E. N.; Zu, L.; Jiang, W.; Wei, S.; Wang, W. *Chem. Commun.* **2007**, *7*, 507.
<https://doi.org/10.1039/B611502K>
27. Govender, T.; Hojabri, L.; Moghaddam, F. M.; Arvidsson, P. I. *Tetrahedron: Asymmetry* **2006**, *17*, 1763.
<https://doi.org/10.1016/j.tetasy.2006.06.028>
28. Brohmer MC, V. N., Bräse S. *Synlett* **2009**, *9*, 1383.
29. Volz, N; Bröhmer, M C; Toräng, J; Nieger, M; Bräse, S. *Indian J. Chem. Sect B.* **2009**, *48B*, 1699.
30. Parmar, N. J.; Labana, B. M.; Barad, H. A.; Kant, R.; Gupta, V. K. *Monatsh. Chem.* **2014**, *145*, 1179.
<https://doi.org/10.1007/s00706-014-1187-8>
31. Mistry, B. M.; Jauhari, S. *Med. Chem. Res.* **2013**, *22*, 635.
<https://doi.org/10.1007/s00044-012-0060-8>
32. Selva, K.; Subramanian, P. R.; Rayappan, R. *Arch. Appl. Sci. Res.* **2015**, *7*, 60.
33. Preveena, N.; Nagendrappa, G.; Kumara, T. S.; Kumar, A. *Int. J. Pharm. Sci. Invent.* **2015**, *4*, 53.
34. Fu, L.; Lin, W.; Hu, M.-H.; Liu, X.-C.; Huang, Z.-B.; Shi, D.-Q. *ACS Comb. Sci.* **2014**, *16*, 238.
<https://doi.org/10.1021/co4001524>
35. Shiri, M.; Pourabed, R.; Zadsirjan, V.; Sodagar, E. *Tetrahedron Lett.* **2016**, *57*, 5435.
<https://doi.org/10.1016/j.tetlet.2016.10.057>
36. Heravi, M. M.; Hosseinnajad, T.; Faghihi, Z.; Shiri, M.; Vazinfard, M. *J. Iran. Chem. Soc.* **2017**, *14*, 823.
<https://doi.org/10.1007/s13738-016-1032-6>
37. Ghandi, M.; Zarezadeh, N.; Rahimi, S. *J. Iran. Chem. Soc.* **2015**, *12*, 1577.
<https://doi.org/10.1007/s13738-015-0630-z>
38. Kappe, C. O. *Eur. J. Med. Chem.* **2000**, *35*, 1043.
[https://doi.org/10.1016/S0223-5234\(00\)01189-2](https://doi.org/10.1016/S0223-5234(00)01189-2)
39. Wan, J.-P.; Liu, Y. *RSC Advances* **2012**, *2*, 9763.
<https://doi.org/10.1039/c2ra21406g>

40. Abd-El Maksoud, M. A.; ; Tawfik, H. A.; Maigali, S. S.; Soliman, F. M.; Moharam, M. E.; Dondeti, M. F. *Der Pharma Chemica* **2016**, *8*, 291.
41. Dianat, S.; Moghimi, S.; Mahdavi, M.; Nadri, H.; Moradi, A.; Firoozpour, L.; Emami, S.; Mouradzadegun, A.; Shafiee, A.; Foroumadi, A. *J. Enzym. Inhib. Med. Chem.* **2016**, *31*, 205.
<https://doi.org/10.1080/14756366.2016.1206087>
42. Kumar, S.; Saunthwal, R. K.; Aggarwal, T.; Kotla, S. K.; Verma, A. K. *Org. Biomol. Chem.* **2016**, *14*, 9063.
<https://doi.org/10.1039/C6OB01539E>
43. Ghandi, M.; Zarezadeh, N. *Tetrahedron* **2013**, *69*, 8668.
<https://doi.org/10.1016/j.tet.2013.08.009>
44. Ghandi, M.; Zarezadeh, N.; Abbasi, A. *Mol. Divers.* **2016**, *20*, 483.
<https://doi.org/10.1007/s11030-015-9651-x>
45. Shiri, M.; Heydari, M.; Zadsirjan, V. *Tetrahedron* **2017**, *73*, 2116.
<https://doi.org/10.1016/j.tet.2017.02.064>
46. Ghandi, M.; Zarezadeh, N. *J. Iran. Chem. Soc.* **2015**, *12*, 1313.
<https://doi.org/10.1007/s13738-015-0596-x>
47. Ladraa, S.; Chioua, M.; Belfaitah, A. *J. Het. Chem.* **2017**, *54*, 603.
48. Rajkumar U. Pokalwar, A. B. C. *Chem. Biol. Interface* **2013**, *3*, 339.
49. Tabassum, S.; Kumara, T. S.; Jasinski, J. P.; Millikan, S. P.; Yathirajan, H.; Ganapathy, P. S.; Sowmya, H.; More, S. S.; Nagendrappa, G.; Kaur, M. *J. Mol. Struct.* **2014**, *1070*, 10.
<https://doi.org/10.1016/j.molstruc.2014.04.009>
50. Ladani, N. K.; Patel, M. P.; Patel, R. G. *Arkivoc* **2009**, *vii*, 292.
<http://dx.doi.org/10.3998/ark.5550190.0010.728>
51. Kategaonkar, A. H.; Pokalwar, R. U.; Sadaphal, S. A.; Shinde, P. V.; Shingate, B. B.; Shingare, M. S. *Heteroat. Chem.* **2009**, *20*, 436.
52. Deshmukh, A. R.; Bhosle, M. R.; Khillare, L. D.; Dhumal, S. T.; Mishra, A.; Srivastava, A. K.; Mane, R. A. *Res.Chem. Intermed.* **2017**, *43*, 1107.
<https://doi.org/10.1007/s11164-016-2686-5>
53. Rao, K. R.; Bhanumathi, N.; Sattur, P. B. *J. Het. Chem.* **1991**, *28*, 1339.
54. Hamama, W. S.; Ibrahim, M. E.; Gooda, A. A.; Zoorob, H. H. *Synth. Commun.* **2017**, *47*, 224.
<https://doi.org/10.1080/00397911.2016.1258580>
55. Ramesh, V.; Ananda Rao, B.; Sharma, P.; Swarna, B.; Thummuri, D.; Srinivas, K.; Naidu, V. G.; Jayathirtha Rao, V. *Eur. J. Med. Chem.* **2014**, *83*, 569.
<https://doi.org/10.1016/j.ejmech.2014.06.013>
56. Hussain, S.; Jadhav, S.; Rai, M.; Farooqui, M. *International Journal of Pharmaceutical, Chemical & Biological Sciences* **2014**, *4*, 126.
57. Shelke, K. F.; Khadse, R. E. *Der Pharma Chemica*, **2015**, *7*, 191.
58. Mirjafary, Z.; Saidian, H.; Sahandi, M.; Shojaei, L. *J. Braz. Chem. Soc.* **2014**, *25*, 1253.
59. Fu, L.; Feng, X.; Wang, J.-J.; Xun, Z.; Hu, J.-D.; Zhang, J.-J.; Zhao, Y.-W.; Huang, Z.-B.; Shi, D.-Q. *ACS Com. Sci.* **2014**, *17*, 24.
60. Shiri, M.; Nejatinezhad-Arani, A.; Faghihi, Z. *J. Het. Chem.* **2017**, *54*, 131.
61. Paplal, B.; Nagaraju, S.; Veerabhadraiah, P.; Sujatha, K.; Kanvah, S.; Kumar, B. V.; Kashinath, D. *RSC Advances* **2014**, *4*, 54168.
<https://doi.org/10.1039/C4RA07708C>

62. Marco-Contelles, J.; Pérez-Mayoral, E.; Samadi, A.; Carreiras, M. d. C.; Soriano, E. *Chem. Rev.* **2009**, *109*, 2652.
<https://doi.org/10.1021/cr800482c>
63. Garcia-Font, N.; Hayour, H.; Belfaitah, A.; Pedraz, J.; Moraleda, I.; Iriepa, I.; Bouraiou, A.; Chioua, M.; Marco-Contelles, J.; Oset-Gasque, M. J. *Eur. J. Med. Chem.* **2016**, *118*, 178.
<https://doi.org/10.1016/j.ejmech.2016.04.023>
64. Joshi, S. D.; More, U. A.; Parkale, D.; Aminabhavi, T. M.; Gadad, A. K.; Nadagouda, M. N.; Jawarkar, R. *Med. Chem. Res.* **2015**, *24*, 3892.
<https://doi.org/10.1007/s00044-015-1432-7>
65. Ghanei, S.; Eshghi, H.; Lari, J.; Saadatmandzadeh, M. *Journal of Chemical and Pharmaceutical Research* **2015**, *7*, 428.
66. Chandrika, N. K., T. H. Suresha; Nagendrappa, Gopalpur; Chetana, P. R.; Sowmya, H. B. V.; Rashmi, S. K.; Dileep, R.; Sandeep, C. *J. Applicable. Chem.* **2013**, *2*, 1535.
67. Kumara, T. H. S.; Nagandrappa, G.; Chandrika, N.; Sowmya, H. B.; Kaur, M.; Jasinski, J. P.; Glidewell, C. *Acta Crystallogr. Sec. C* **2016**, *72*, 670.
<https://doi.org/10.1107/S205322961601278X>
68. Salahuddin, S.; Mazumder, A.; Shaharyar, M. *Med. Chem. Res.* **2015**, *24*, 2514.
<https://doi.org/10.1007/s00044-014-1308-2>
69. Jha, K. K.; Samad, A.; Kumar, Y.; Shaharyar, M.; Khosa, R. L.; Jain, J.; Kumar, V.; Singh, P. *Eur. J. Med. Chem.* **2010**, *45*, 4963.
<https://doi.org/10.1016/j.ejmech.2010.08.003>
70. Alexander, E. R.; Wildman, R. B. *J. Am. Chem. Soc.* **1948**, *70*, 1187.
<https://doi.org/10.1021/ja01183a091>
71. Nasielski-Hinkens, R.; Levêque, P.; Castelet, D.; Nasielski, J. *Heterocycles* **1987**, *26*, 2443.
<https://doi.org/10.3987/R-1987-09-2433>
72. Torrini, I.; Zecchini, G. P.; Paradisi, M. P.; Francesca, S. *Heterocycles* **1990**, *31*, 1687.
<https://doi.org/10.3987/COM-90-5492>
73. Shinde, A. D.; Sonar, S. S.; Shingate, B. B.; Shingare, M. S. *Phosphorus Sulfur Silicon Relat. Elem.* **2010**, *185*, 1594.
<https://doi.org/10.1080/10426500903136913>
74. Hamidi, H.; Heravi, M. M.; Tajbakhsh, M.; Shiri, M.; Oskooie, H. A.; Shintre, S. A.; Koorbanally, N. A. *J. Iran. Chem. Soc.* **2015**, *12*, 2205.
<https://doi.org/10.1007/s13738-015-0698-5>
75. Karimian, A.; Eshghi, H.; Bakavoli, M.; Shiri, A. *Heterocycl. Commun.* **2014**, *20*, 275.
<https://doi.org/10.1515/hc-2014-0095>
76. Kishore, K. G.; Islas-Jácome, A.; Rentería-Gómez, A.; Conejo, A. S.; Basavanag, U. M. V.; Wrobel, K.; Gámez-Montaña, R. *Tetrahedron Lett.* **2016**, *57*, 3556.
<https://doi.org/10.1016/j.tetlet.2016.06.120>
77. Maru, M. S.; Shah, M. K. *Orbital: Electron. J. Chem.* **2015**, *7*, 108.
78. Derabli, C.; Boulcina, R.; Kirsch, G.; Debache, A. *Tetrahedron* **2017**, *73*, 351.
<https://doi.org/10.1016/j.tet.2016.12.009>
79. El-Samahy, F. A.; Ibrahim, N. M.; Mahran, M. R. H. *Phosphorus Sulfur Silicon Relat. Elem.* **2016**, *191*, 59.
<https://doi.org/10.1080/10426507.2015.1085042>

80. Magesh Selva Kumar, A. M.; Vijaya Pandiyan, B.; Mohana Roopan, S.; Rajendran, S. P., *J.Photochem.Photobiol. A* **2017**, 332, 72.
<https://doi.org/10.1016/j.jphotochem.2016.08.014>

Authors Biographies



Mohamed A. M. Massoud was born in 1949 in Cairo, Egypt. Now he is a professor emeritus in Pharmaceutical Organic Chemistry Department, Faculty of Pharmacy, Mansoura University, Mansoura, Egypt. He received his M.Sc. in 1975 from Pharmaceutical Organic Chemistry Department, Faculty of Pharmacy, Cairo University. He has awarded his Doctor degree, under supervision of Professor J. M. J. Tronchet, in 1982 from Faculty of Pharmacy, Geneva University, Switzerland in the synthesis of Lincomycin analogues. Since 1982, he has been a lecturer at the University of Mansoura, Egypt in the Faculty of Pharmacy, Mansoura University, Mansoura, Egypt. Then graduated until occupied the Chairman, Department of Pharmaceutical Organic Chemistry, University of Mansoura, Egypt (2003-2008). In addition, he acted as professor visitor and external examiner in several Egyptian and Arabic Universities. His research interest is the synthesis of new biologically active heterocyclic compounds with pharmaceutical interests.



Waleed A. Bayoumi was born in 1972 in Mansoura, Egypt. In 1995, He graduated from Faculty of Pharmacy, Mansoura University, Egypt. He obtained his M.Sc. in Pharmaceutical Organic Chemistry in 2001 from Medicinal Chemistry Department, Faculty of Pharmacy, Mansoura University, Egypt. He was awarded his Ph.D. in Pharmaceutical Organic Chemistry in 2007 from Faculty of Pharmacy, Mansoura University. He teaches the courses of Pharmaceutical Organic Chemistry in several Universities. His main research area is the design and synthesis of heterocyclic compounds of pharmaceutical interests. He also has interests in the fields of e-learning and quality assurance in education.



Abdelbasset A. Farahat: was born in 1980 in Mansoura, Egypt. He is a research scientist of Medicinal Chemistry at Georgia State University, Atlanta, Georgia, USA. He received his B.Sc. in 2002 from Faculty of Pharmacy, Mansoura University, Egypt. He received his M.Sc. in 2006 from Pharmaceutical Organic Chemistry Department, Faculty of Pharmacy, Mansoura University, Egypt. He has awarded his Ph.D. degree in 2010 after a joint program between Mansoura University and Georgia State University, Atlanta, Georgia, USA, under the supervision of Professor David W. Boykin. He is working now on A Gates and NIH funded projects titled "Drug discovery for parasitic diseases" and "Synthesis of G-Recognition Units for DNA Minor-groove Recognition".



Magda Abdel-Aziz El-Sayed was born in 1972 in Mansoura, Egypt. She has got her B.Sc. in 1995 from Faculty of Pharmacy, Mansoura University, Egypt. She received her M.Sc. in 2001 from Pharmaceutical Organic Chemistry Department, Faculty of Pharmacy, Mansoura University, under the supervision of Professor Ali A. El-Emam. She performed her thesis on model studies for synthesis of certain 6-(arylthio)uracils and related derivatives as potential antiviral agents. She has awarded her Ph.D. degree in 2007 under the supervision of Professor Mohamed A. M. Massoud. She performed her Ph.D. thesis on model studies for synthesis and biological evaluation of new unsaturated derivatives of cyclic compounds as potent antioxidant agent. Her research interest is the design and synthesis of heterocyclic compounds with pharmaceutical interests.



Basem A. Mansour was born in 1973, in Dikirness, Daqahlya, Egypt. He is an assistant lecturer of pharmaceutical organic chemistry, faculty of pharmacy, Delta University for science and technology, Gamasa,

Egypt. He has got his B.Sc. in May 1996 from faculty pharmacy, Mansoura University, Egypt. Conferred his Master degree in Pharmaceutical Organic Chemistry at the same college in March 2014. Master thesis was entitled "Design and synthesis of novel benzimidazoles of potential anthelmintic activity". Enrolled to PhD program since 2014 through now at the same department he had granted his master from. PhD thesis entitled "Synthesis of certain Quinoline derivatives as antitumor agents".