

Supplementary Material

Sulfated tungstate catalyzed hydration of alkynes

Sachin D. Veer, Sagar P. Pathare, and Krishnacharya G. Akamanchi*

*Department of Pharmaceutical Sciences and Technology, Institute of Chemical Technology,
Matunga, Mumbai 400 019, India
E-mail: kgap@rediffmail.com*

Contents

(A) Experimental	(02)
(B) Analytical Data	(02)
(C) Reference	(15)

A) Experimental**a) Reagents**

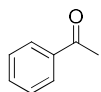
All chemicals were purchased from Spectrochem Pvt. Ltd. India and were used without further purification.

b) Preparation of sulfated tungstate

Anhydrous sodium tungstate (32.9 g, 0.1 mol) was added portionwise, maintaining the temperature between 0 to 5 °C, to a stirred solution of chlorosulfonic acid (23.2 g, 0.2 mol) in chloroform (150 mL) contained in a 250 mL round bottom flask fitted with CaCl₂ drying tube, placed in an ice bath. After completion of addition, the mixture was stirred further for 1 h. The pale yellow solid obtained was filtered, washed repeatedly with deionized water until filtrate was neutral and free from chloride ions (detected by AgNO₃ test) and dried in an oven for 2 h at 100 °C to get 33 g (86% w/w) of sulfated tungstate. (For detail characterization Ref 16)

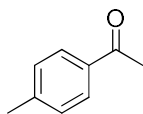
a) Typical procedure for hydration of phenylacetylene (Table 2 entry 1):

Sulfated tungstate (0.20 g, 20 wt%) was added to a mixture of phenylacetylene (1.00 g, 9.79 mmol) and water (0.74 g, 39.16 mmol) and the resulting suspension was stirred at 100 °C. The progress of the reaction was monitored by TLC. After the completion of the reaction, the reaction mixture was cooled, diluted with EtOAc (10 mL) and filtered. The catalyst was washed with EtOAc (10 mL), and the organic extracts were combined and concentrated under reduced pressure to give crude product which was purified by chromatography on silica gel (#60-120) with *n*-hexane/EtOAc (90:10) as eluent to get pure acetophenone (1.12 g) as a colorless liquid.

B) Analytical Data of selected compounds:**Acetophenone (Table 2, entry 1)¹:**

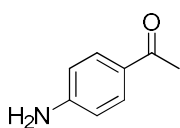
Colorless liquid; *R_f* 0.47 (*n*-hexane/EtOAc, 90:10); **IR**: 1681, 1598, 1582, 1448, 1358, 1263, 1180, 1078, 1024 cm⁻¹; **¹H NMR** (300 MHz; CDCl₃; Me₄Si): δ_H 7.93–7.95 (m, 2H), 7.52–7.56 (m, 1H), 7.44–7.46 (m, 2H), 2.58 (s, 3H).

4-Methylacetophenone (Table 2, entry 2)¹:



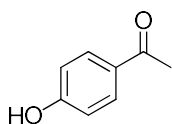
Colorless liquid; R_f 0.47 (*n*-hexane/EtOAc, 90:10); **IR**: 1687, 1599, 1586, 1450, 1354, 1265, 1181, 1077, 1026 cm^{-1} ; **$^1\text{H NMR}$** (300 MHz; CDCl_3 ; Me_4Si) δ_{H} 7.83 (d, J 8.1 Hz, 2H), 7.23 (d, J 8.1 Hz, 2H), 2.38 (s, 3H), 2.55 (s, 3H).

4-Aminoacetophenone (Table 2, entry 3)²:

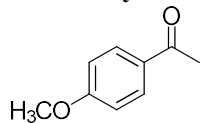


Brown solid; mp 102-104 °C; (lit.,² 104-106 °C); R_f 0.13 (*n*-hexane/EtOAc, 90:10); **IR**(KBr): 3333, 2924, 1642 cm^{-1} ; **$^1\text{H NMR}$** (300 MHz; CDCl_3 ; Me_4Si): δ_{H} 7.79 (d, J 8.6 Hz, 2H), 6.63 (d, J 8.6 Hz, 2H), 4.11 (br s, 2H), 2.48 (s, 3H).

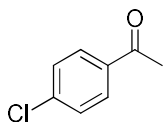
4-Hydroxyacetophenone (Table 2, entry 4)³:



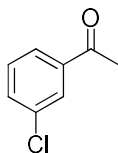
Colorless solid; mp 110-111 °C; (lit.,³ 109-111 °C); R_f 0.13 (*n*-hexane/EtOAc, 90:10); **IR** (KBr): 3311, 1663, 1614, 1507, 1239, 1072 cm^{-1} ; **$^1\text{H NMR}$** (300 MHz; CDCl_3 ; Me_4Si): δ_{H} 7.59 (s, 1H), 7.89 (d, J 8.5 Hz, 2H), 6.92 (d, J 8.5 Hz, 2H), 2.56 (s, 3H).

4-Methoxyacetophenone (Table 2, entry 5)⁴:

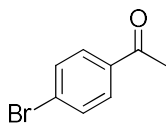
Colorless solid; mp 36-38 °C (lit.,⁴ 37-38 °C); R_f 0.31 (*n*-hexane/EtOAc, 90:10); **IR** (KBr): 1683, 1597, 1584, 1450 cm^{-1} ; **¹H NMR** (300 MHz; CDCl_3 ; Me_4Si): δ_{H} 7.89 (d, J 9.0 Hz, 2H), 6.88 (d, J 9.0 Hz, 2H), 3.81 (s, 3H), 2.50 (s, 3H).

4-Chloroacetophenone (Table 2, entry 6)¹:

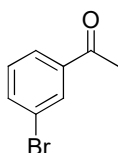
Colorless liquid; R_f 0.45 (*n*-hexane/EtOAc, 90:10); **IR**: 1696, 1590, 1588, 1454 cm^{-1} ; **¹H NMR** (300 MHz; CDCl_3 ; Me_4Si): δ_{H} 7.86 (d, J 8.3 Hz, 2H), 7.39 (d, J 8.3 Hz, 2H), 2.55 (s, 3H).

3-Chloroacetophenone (Table 2, entry 7)⁵:

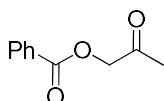
Colorless liquid; R_f 0.45 (*n*-hexane/EtOAc, 90:10); **IR**: 1688, 1572, 1422, 1358, 1251 cm^{-1} ; **¹H NMR** (300 MHz; CDCl_3 ; Me_4Si): δ_{H} 7.52 (dd, J 2.0, 1.2 Hz, 1H), 7.31-7.40 (m, 2H), 7.27-7.29 (m, 1H), 2.62 (s, 3H).

4-Bromoacetophenone (Table 2, entry 8)²:

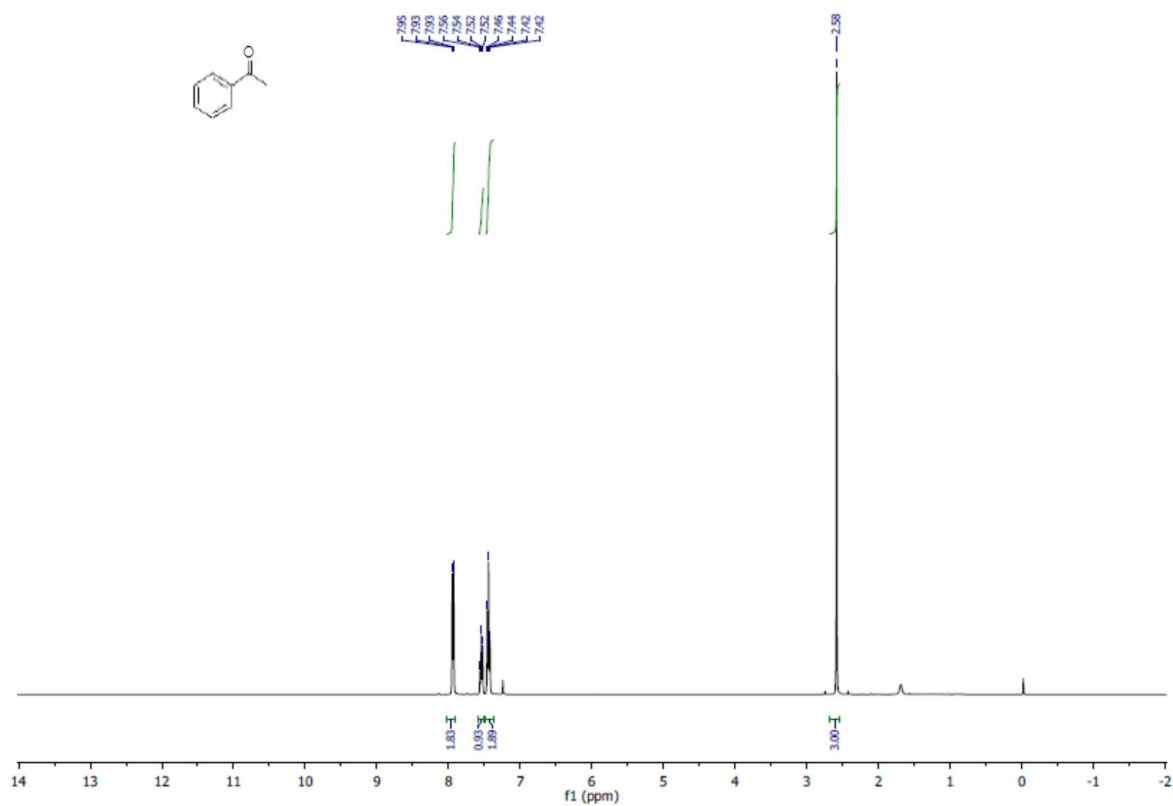
Colorless liquid; R_f 0.43 (*n*-hexane/EtOAc, 90:10); **IR**: 1673, 1587, 1395, 1269, 1078 cm^{-1} ; **¹H NMR** (300 MHz; CDCl_3 ; Me_4Si): δ_{H} 7.79 (d, J 8.7 Hz, 2H), 7.58 (d, J 8.7 Hz, 2H), 2.56 (s, 3H).

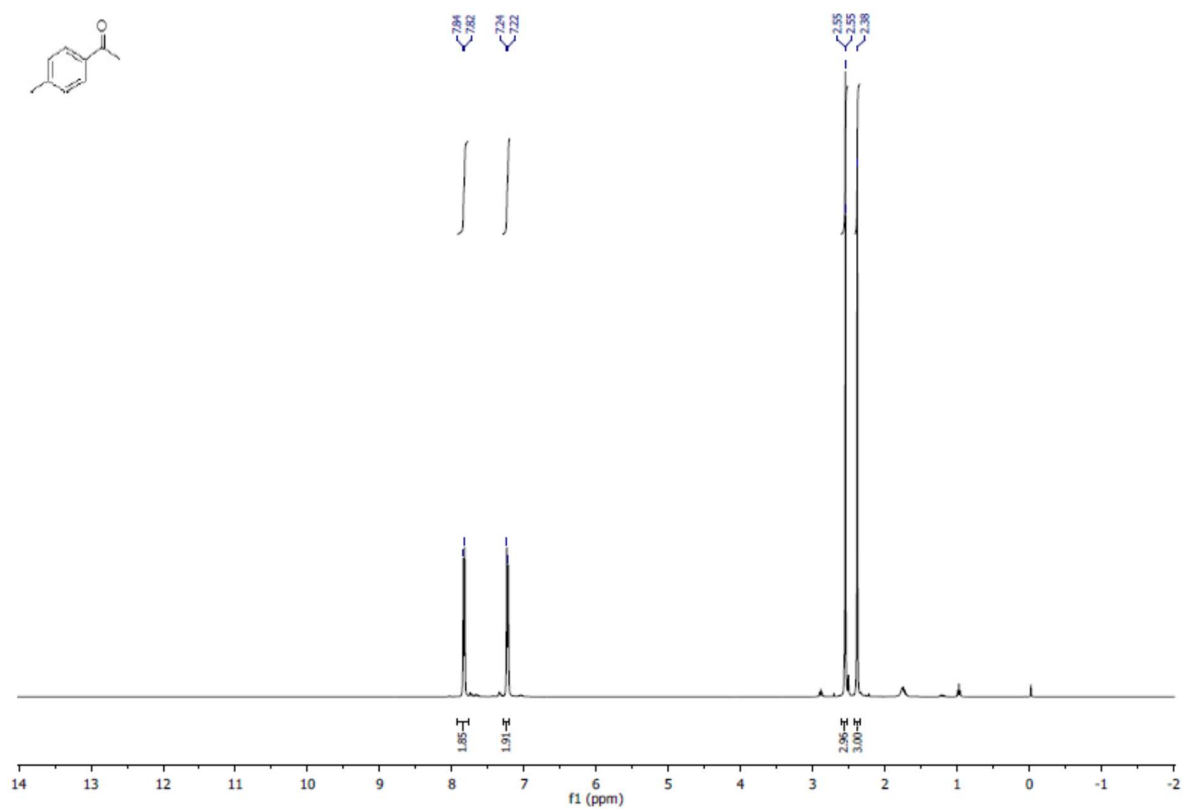
3-Bromoacetophenone (Table 2, entry 9)⁶:

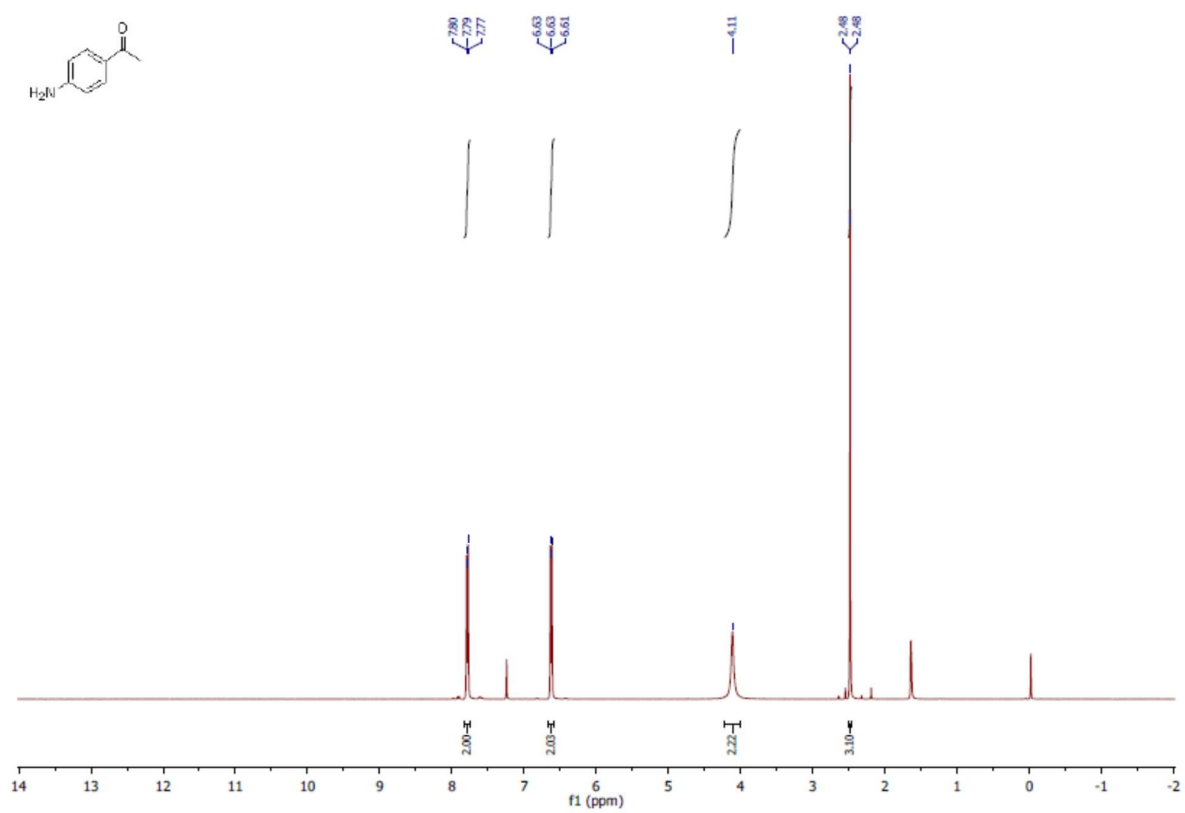
Colorless liquid; R_f 0.43 (*n*-hexane/EtOAc, 90:10); **IR**: 1672, 1586, 1396, 1270, 1077 cm^{-1} ; **¹H NMR** (300 MHz; CDCl_3 ; Me_4Si): δ_{H} 8.02 (dd, J 1.8 Hz, 1H), 7.82-7.84 (m, 1H), 7.63-7.65 (m, 1H), 7.29-7.30 (m, 1H), 2.54 (s, 3H).

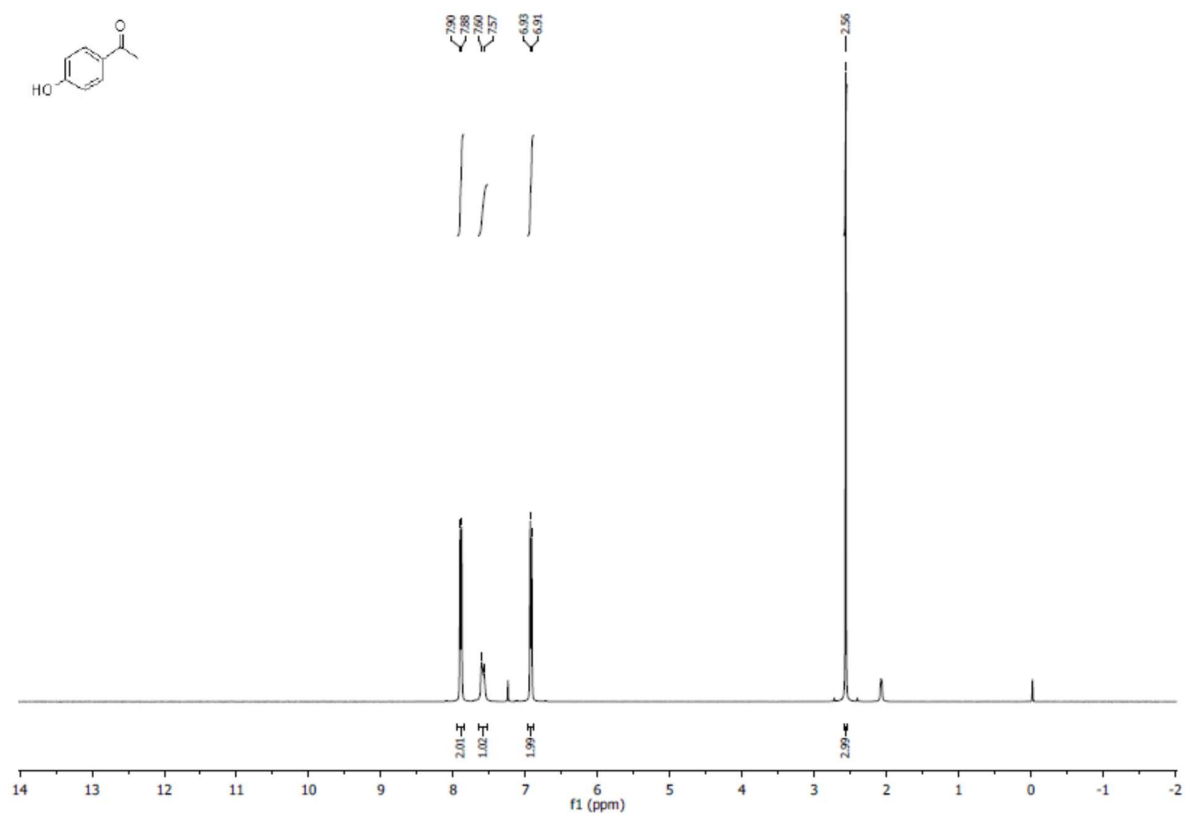
2-Oxopropyl benzoate (Table 2, entry 11)⁷:

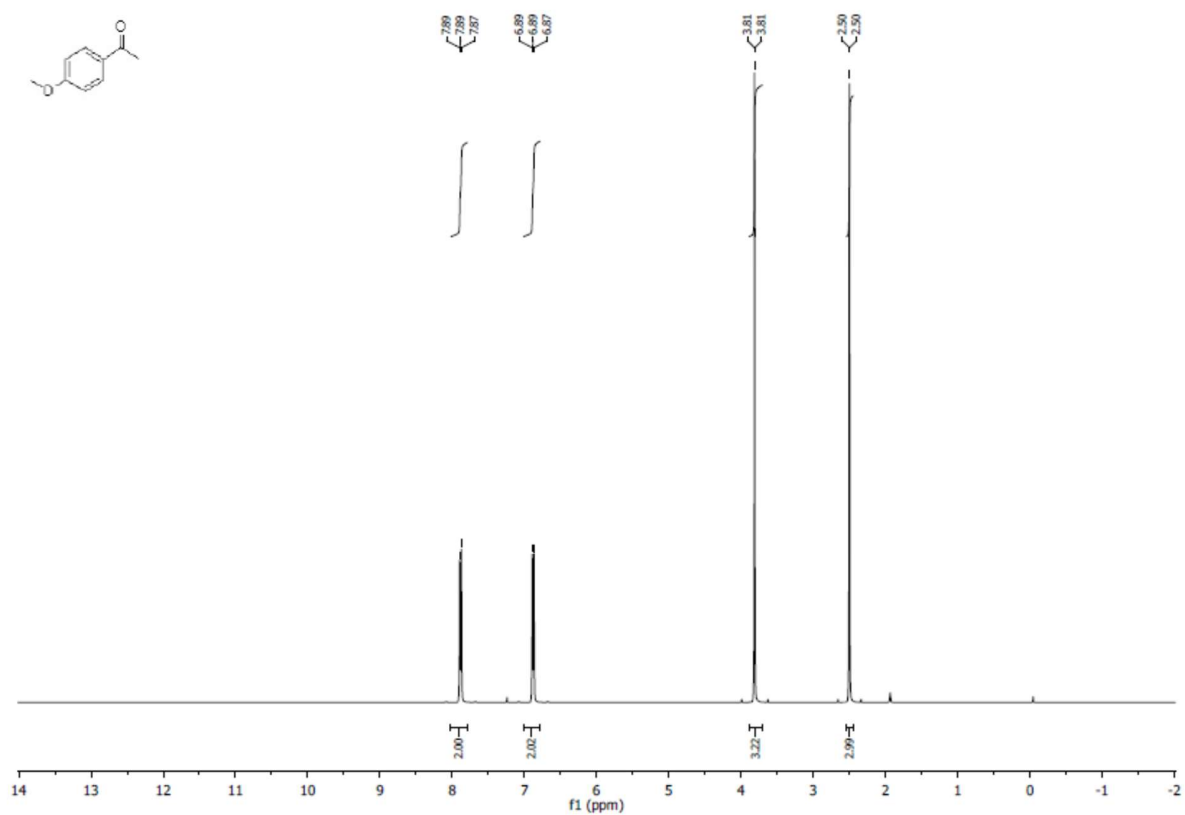
Colorless liquid; R_f 0.47 (*n*-hexane/EtOAc, 90:10); **IR**: 1726, 1741 cm^{-1} ; **¹H NMR** (300 MHz; CDCl_3 ; Me_4Si): δ_{H} 7.97-8.00 (m, 2H), 7.45-7.50 (m, 1H), 7.32-7.36 (m, 2H), 4.77 (s, 2H), 2.10 (s, 3H).

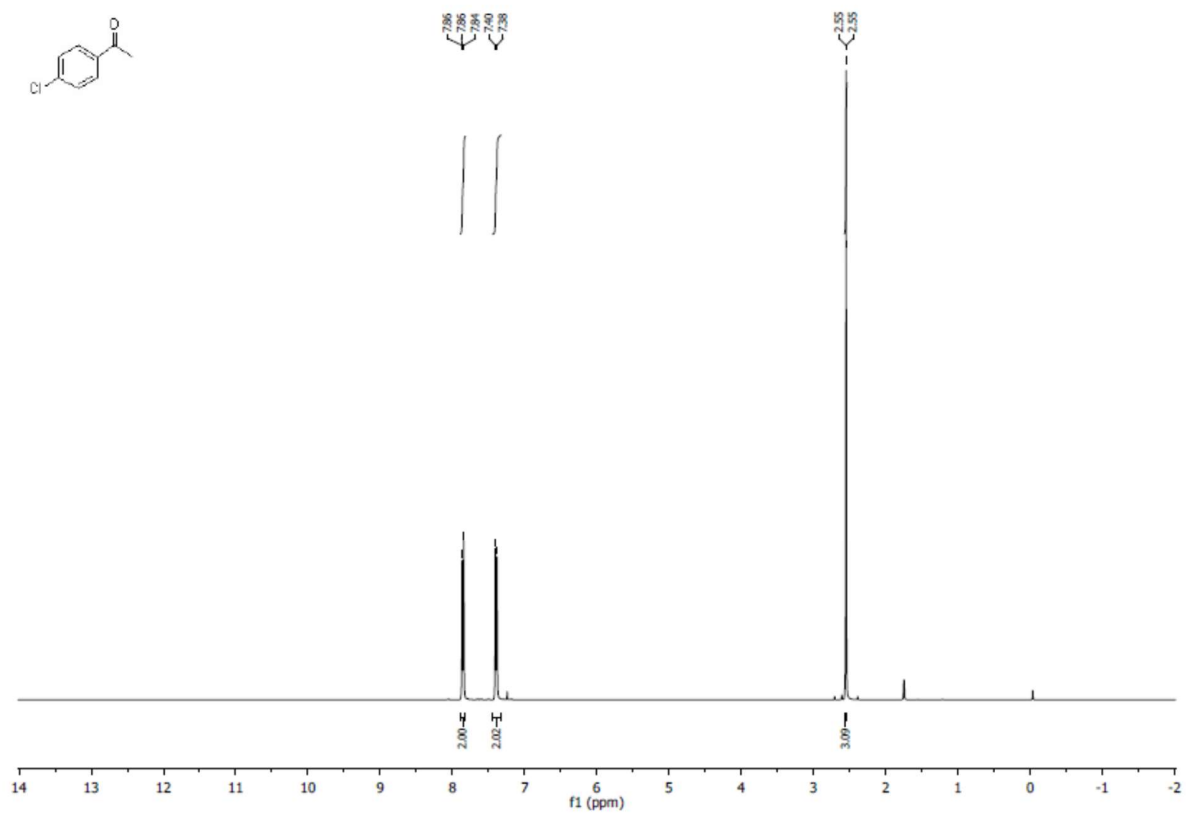
1. Acetophenone (Table 2, entry 1) ^1H NMR spectrum

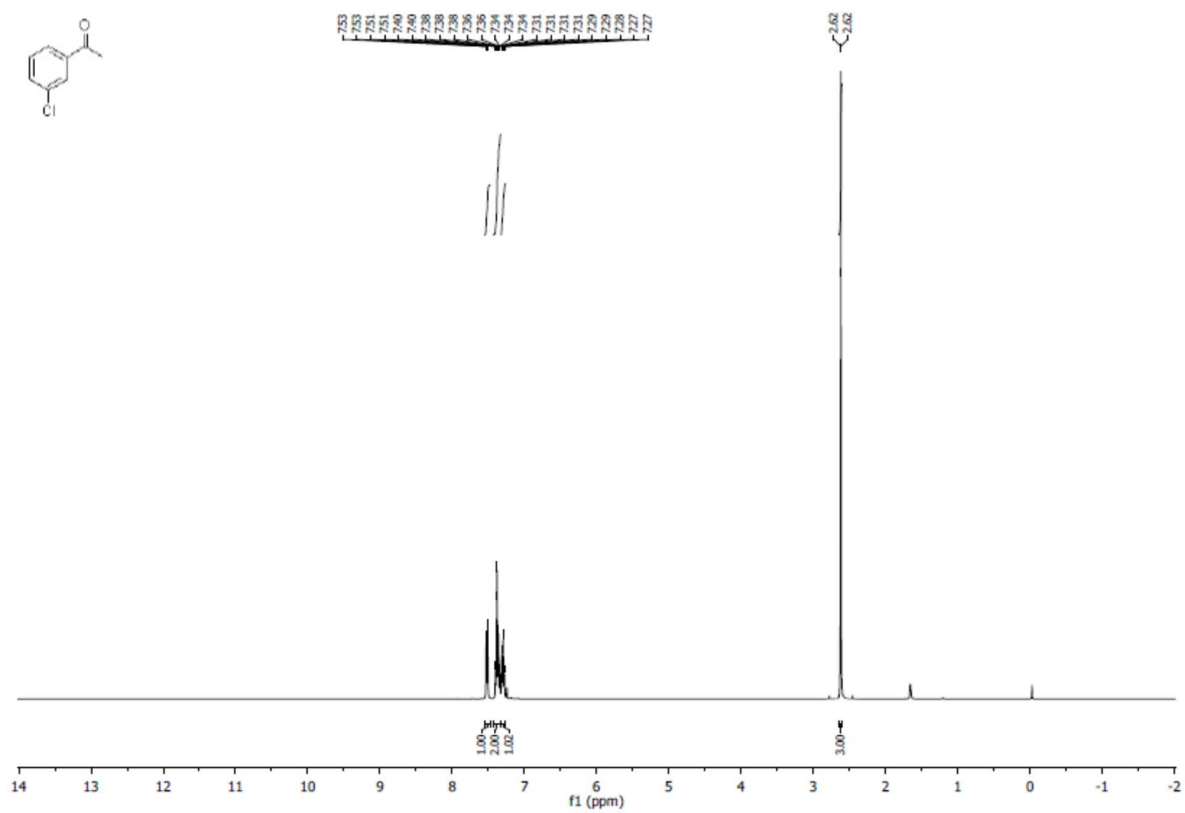
2. 4-Methylacetophenone (Table 2, entry 2) ^1H NMR spectrum

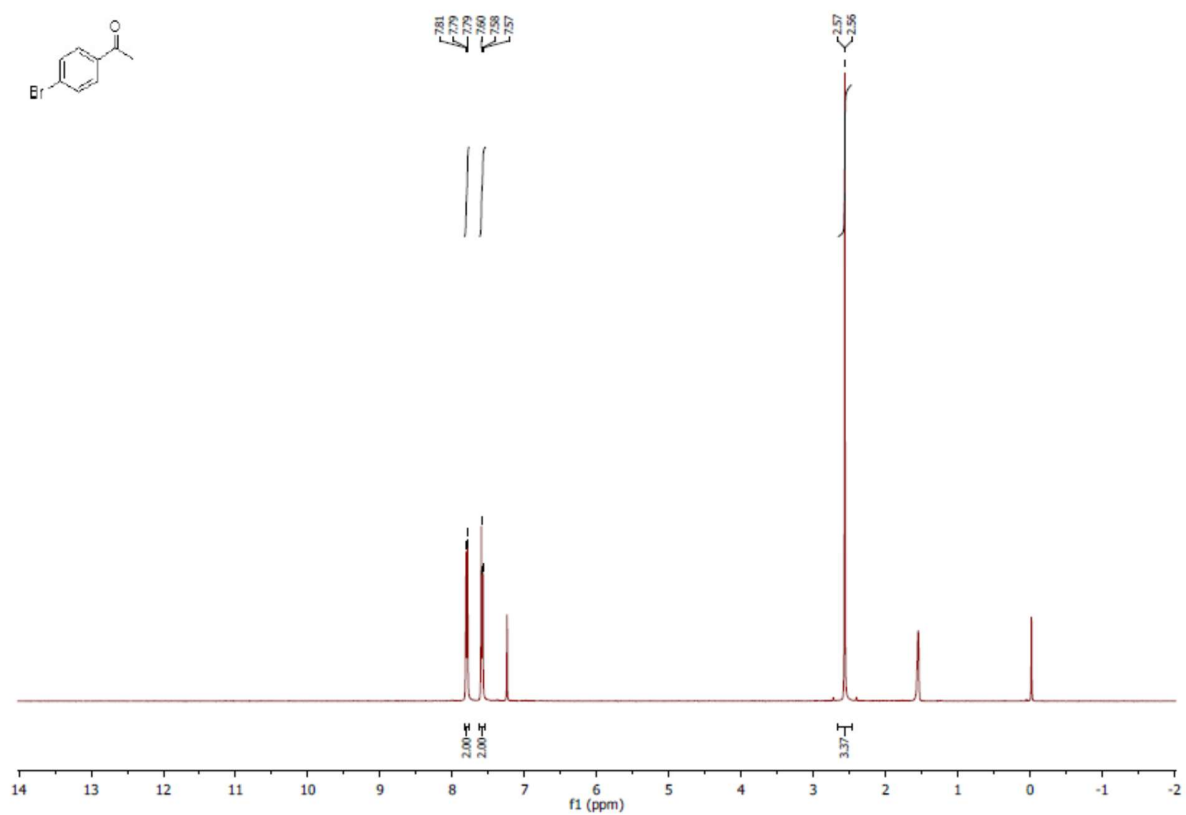
3. 4-Aminoacetophenone (Table 2, entry 3) ^1H NMR spectrum

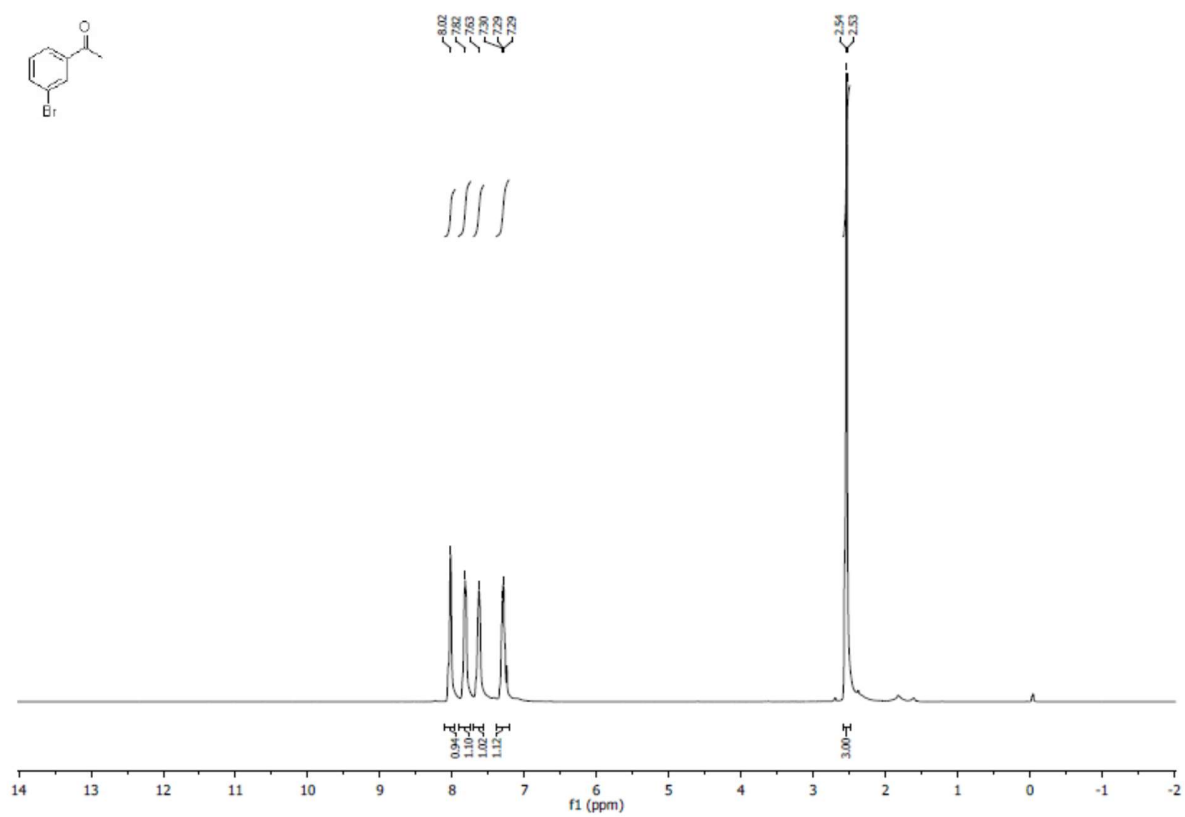
4. 4-Hydroxyacetophenone (Table 2, entry 4) ^1H NMR spectrum

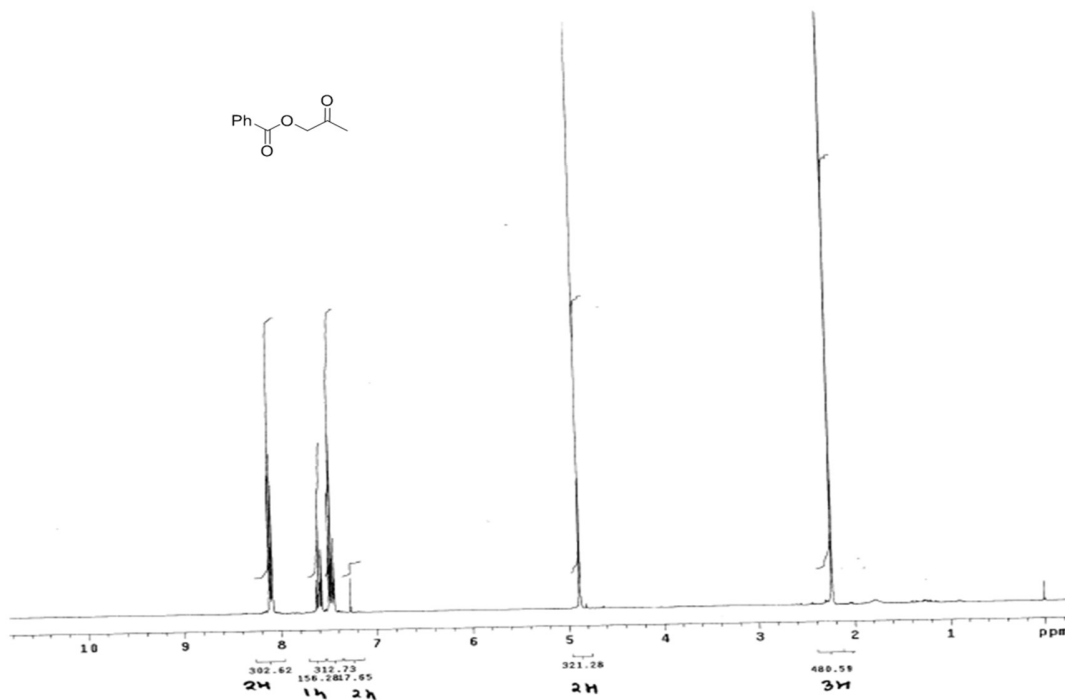
5. 4-Methoxyacetophenone (Table 2, entry 5) ¹H NMR spectrum

6. 4-Chloroacetophenone (Table 2, entry 6) ^1H NMR spectrum

7. 3-Chloroacetophenone (Table 2, entry 7) ^1H NMR spectrum

8. 4-Bromoacetophenone (Table 2, entry 8) ^1H NMR spectrum

9. 3-Bromoacetophenone (Table 2, entry 9) ^1H NMR spectrum

3. 2-Oxopropyl benzoate (Table 2, entry 11) ¹H NMR spectrum**C) Reference:**

1. Mizushima, E.; Sato, K.; Hayashi, T.; Tanaka, M. *Angew. Chem., Int. Ed.* **2002**, *41*, 4563.
2. Chen, T.; Cai, C. *Catal. Comm.* **2015**, *65*, 102.
3. Gohain, M.; Plessis, M. du.; Tonder, J. H.; Bezuidenhout, B. C. B. *Tetrahedron Lett.* **2014**, *55*, 2082.
4. Bui, M.; Thuong, T.; Mann, A.; Wagner, A. *Chem. Comm.* **2012**, *48*, 434.
5. Mameda, N.; Peraka, S.; Marri, M. R.; Kodumuri, S.; Chevell, D.; Gutt, N, Nama, N. *Appl. Catal. A: General* **2015**, *505*, 213.
6. Chen, Z.-W.; Ye, D.-N.; Qian, Y.-P.; Ye, M.; Liu, L.-X. *Tetrahedron* **2013**, *69*, 6116.
7. Kulkarni, M. G.; Bagale, S. M.; Shinde, M. P.; Gaikwad, D. D.; Borhade, A. S.; Dhondge, A. P.; Chavhan, S. W.; Shaikh, Y. B.; Ningdale, V. B.; Desai, M. P.; Birhade, D. R. *Tetrahedron Lett.* **2009**, *50*, 2893.