

**Supplementary Material**  
**Synthesis of new 2,3-disubstituted pyridines containing a 1,2,3-triazole in the side-chain via one-pot copper-catalyzed azide-alkyne cycloaddition**

**Meenakshi Verma, Vijay Luxami and Kamaldeep Paul\***

*School of Chemistry and Biochemistry, Thapar University, Patiala-147 001, India*

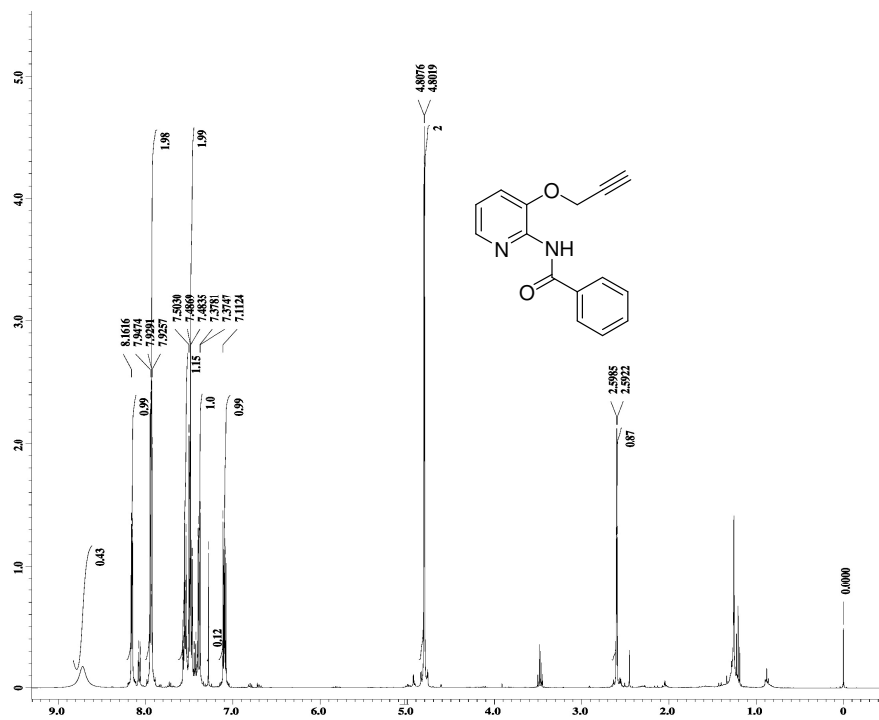
*Email: [kpaul@thapar.edu](mailto:kpaul@thapar.edu)*

**Table of Contents**

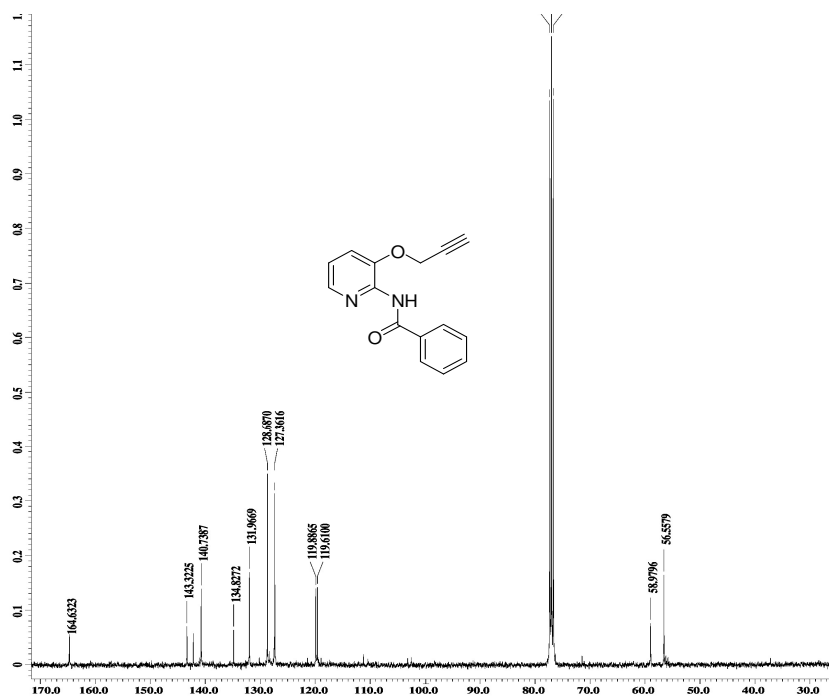
<sup>1</sup> H and <sup>13</sup> C NMR spectra of synthesized compounds.....	3
<sup>1</sup> H NMR spectrum of N-(3-hydroxy-pyridin-2-yl)-benzamide.....	3
<sup>1</sup> H NMR spectrum of benzoic acid 2-amino-pyridin-3-yl ester.....	3
<sup>1</sup> H NMR spectrum of N-(3-(prop-2-ynyloxy)pyridin-2-yl)benzamide.....	4
<sup>13</sup> C NMR spectrum of N-(3-(prop-2-ynyloxy)pyridin-2-yl)benzamide.....	4
<sup>1</sup> H NMR spectrum of N-(3-((4-benzyl-1H-1,2,3-triazol-1-yl)methoxy)pyridin-2-yl)benzamide.....	5
<sup>13</sup> C NMR spectrum of N-(3-((4-benzyl-1H-1,2,3-triazol-1-yl)methoxy)pyridin-2-yl)benzamide.....	5
<sup>1</sup> H NMR spectrum of N-(3-((4-(4-chlorobenzyl)-1H-1,2,3-triazol-1-yl)methoxy)pyridin-2-yl)benzamide.....	6
<sup>13</sup> C NMR spectrum of N-(3-((4-(4-chlorobenzyl)-1H-1,2,3-triazol-1-yl)methoxy)pyridin-2-yl)benzamide.....	6
<sup>1</sup> H NMR spectrum of N-(3-((4-(3-chlorobenzyl)-1H-1,2,3-triazol-1-yl)methoxy)pyridin-2-yl)benzamide.....	7
<sup>13</sup> C NMR spectrum of N-(3-((4-(3-chlorobenzyl)-1H-1,2,3-triazol-1-yl)methoxy)pyridin-2-yl)benzamide.....	7
<sup>1</sup> H NMR spectrum of N-(3-((4-(2-chlorobenzyl)-1H-1,2,3-triazol-1-yl)methoxy)pyridin-2-yl)benzamide.....	8
<sup>13</sup> C NMR spectrum of N-(3-((4-(2-chlorobenzyl)-1H-1,2,3-triazol-1-yl)methoxy)pyridin-2-yl)benzamide.....	8
<sup>1</sup> H NMR spectrum of N-(3-((4-(4-fluorobenzyl)-1H-1,2,3-triazol-1-yl)methoxy)pyridin-2-yl)benzamide.....	9
<sup>13</sup> C NMR spectrum of N-(3-((4-(4-fluorobenzyl)-1H-1,2,3-triazol-1-yl)methoxy)pyridin-2-yl)benzamide.....	9
<sup>1</sup> H NMR spectrum of N-(3-((4-(2-fluorobenzyl)-1H-1,2,3-triazol-1-yl)methoxy)pyridin-2-yl)benzamide.....	10
<sup>13</sup> C NMR spectrum of N-(3-((4-(2-fluorobenzyl)-1H-1,2,3-triazol-1-yl)methoxy)pyridin-2-yl)benzamide.....	10
<sup>1</sup> H NMR spectrum of N-(3-((4-(2-nitrobenzyl)-1H-1,2,3-triazol-1-yl)methoxy)pyridin-2-yl)benzamide.....	11

<sup>13</sup> C NMR spectrum of N-(3-((4-(2-nitrobenzyl)-1 <i>H</i> -1,2,3-triazol-1-yl)methoxy)pyridin-2-yl)benzamide.....	11
<sup>1</sup> H NMR spectrum of N-(3-((4-allyl-1 <i>H</i> -1,2,3-triazol-1-yl)methoxy)pyridin-2-yl)benzamide .....	12
<sup>13</sup> C NMR spectrum of N-(3-((4-allyl-1 <i>H</i> -1,2,3-triazol-1-yl)methoxy)pyridin-2-yl)benzamide .....	12
<sup>1</sup> H NMR spectrum of N-(3-hydroxy-pyridin-2-yl)-3-phenyl-acrylamide.....	13
<sup>13</sup> C NMR spectrum of N-(3-hydroxy-pyridin-2-yl)-3-phenyl-acrylamide.....	13
<sup>1</sup> H NMR spectrum of 3-phenyl-N-prop-2-ynyl-N-(3-(prop-2-ynyloxy)-pyridin-2-yl)-acrylamide.....	14
<sup>1</sup> H NMR spectrum of N-(3-(prop-2-ynyloxy)pyridin-2-yl)cinnamamide.....	14
<sup>13</sup> C NMR spectrum of 3-phenyl-N-(3-(prop-2-ynyloxy)-pyridin-2-yl)-acrylamide .....	15
<sup>1</sup> H NMR spectrum of N-[3-(1-benzyl-1 <i>H</i> -[1,2,3]triazol-4-ylmethoxy)-pyridin-2-yl]-3-phenyl-acrylamide.....	15
<sup>13</sup> C NMR spectrum of N-[3-(1-benzyl-1 <i>H</i> -[1,2,3]triazol-4-ylmethoxy)-pyridin-2-yl]-3-phenyl-acrylamide.....	16
<sup>1</sup> H NMR spectrum of N-{3-[1-(4-chloro-benzyl)-1 <i>H</i> -[1,2,3]triazol-4-ylmethoxy]-pyridin-2-yl}-3-phenyl-acrylamide.....	16
<sup>13</sup> C NMR spectrum of N-{3-[1-(4-chloro-benzyl)-1 <i>H</i> -[1,2,3]triazol-4-ylmethoxy]-pyridin-2-yl}-3-phenyl-acrylamide.....	17
<sup>1</sup> H NMR spectrum of N-{3-[1-(3-chloro-benzyl)-1 <i>H</i> -[1,2,3]triazol-4-ylmethoxy]-pyridin-2-yl}-3-phenyl-acrylamide.....	17
<sup>13</sup> C NMR spectrum of N-{3-[1-(3-chloro-benzyl)-1 <i>H</i> -[1,2,3]triazol-4-ylmethoxy]-pyridin-2-yl}-3-phenyl-acrylamide.....	18
<sup>1</sup> H NMR spectrum of N-{3-[1-(2-chloro-benzyl)-1 <i>H</i> -[1,2,3]triazol-4-ylmethoxy]-pyridin-2-yl}-3-phenyl-acrylamide.....	18
<sup>13</sup> C NMR spectrum of N-{3-[1-(2-chloro-benzyl)-1 <i>H</i> -[1,2,3]triazol-4-ylmethoxy]-pyridin-2-yl}-3-phenyl-acrylamide.....	19
<sup>1</sup> H NMR spectrum of N-{3-[1-(4-fluoro-benzyl)-1 <i>H</i> -[1,2,3]triazol-4-ylmethoxy]-pyridin-2-yl}-3-phenyl-acrylamide.....	19
<sup>1</sup> H NMR spectrum of N-{3-[1-(2-fluoro-benzyl)-1 <i>H</i> -[1,2,3]triazol-4-ylmethoxy]-pyridin-2-yl}-3-phenyl-acrylamide.....	20
<sup>1</sup> H NMR spectrum of N-[3-(1-allyl-1 <i>H</i> -[1,2,3]triazol-4-ylmethoxy)-pyridin-2-yl]-3-phenyl-acrylamide.....	21
<sup>13</sup> C NMR spectrum of N-[3-(1-allyl-1 <i>H</i> -[1,2,3]triazol-4-ylmethoxy)-pyridin-2-yl]-3-phenyl-acrylamide.....	22



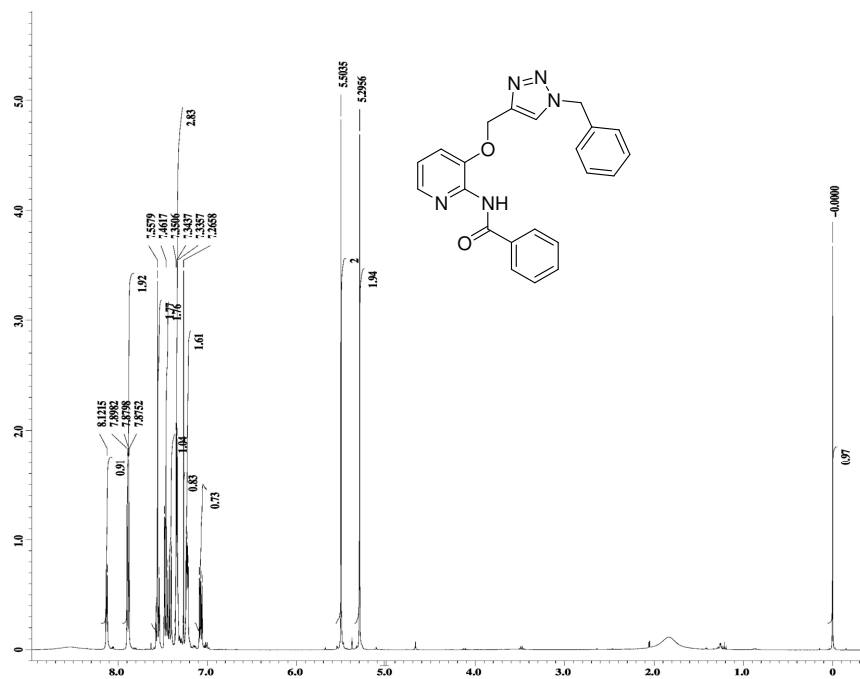


<sup>1</sup>H NMR spectrum of N-(3-(prop-2-ynyloxy)pyridin-2-yl)benzamide

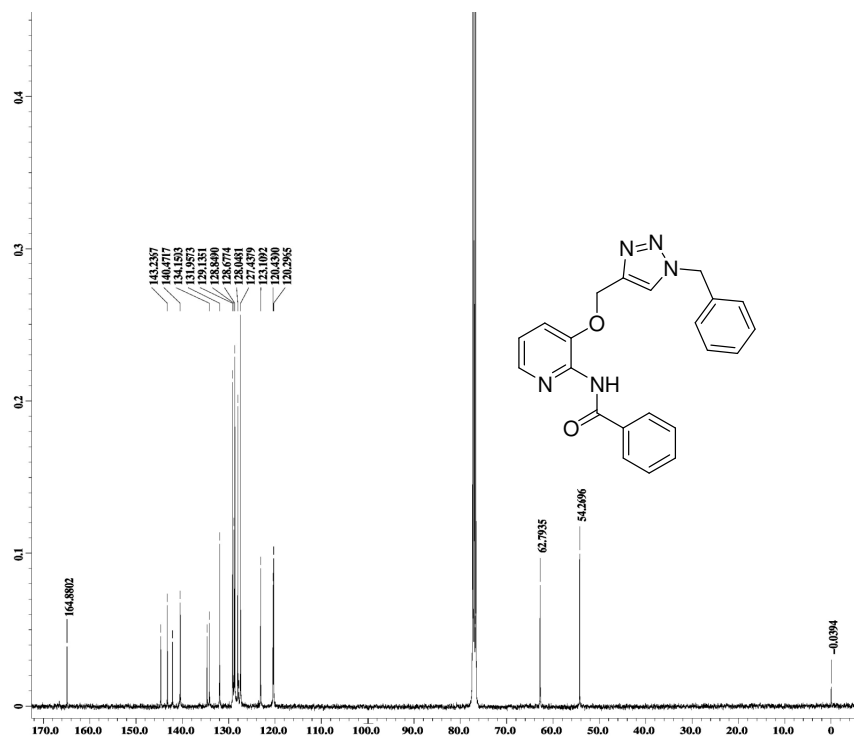


<sup>13</sup>C NMR spectrum of N-(3-(prop-2-ynyloxy)pyridin-2-yl)benzamide

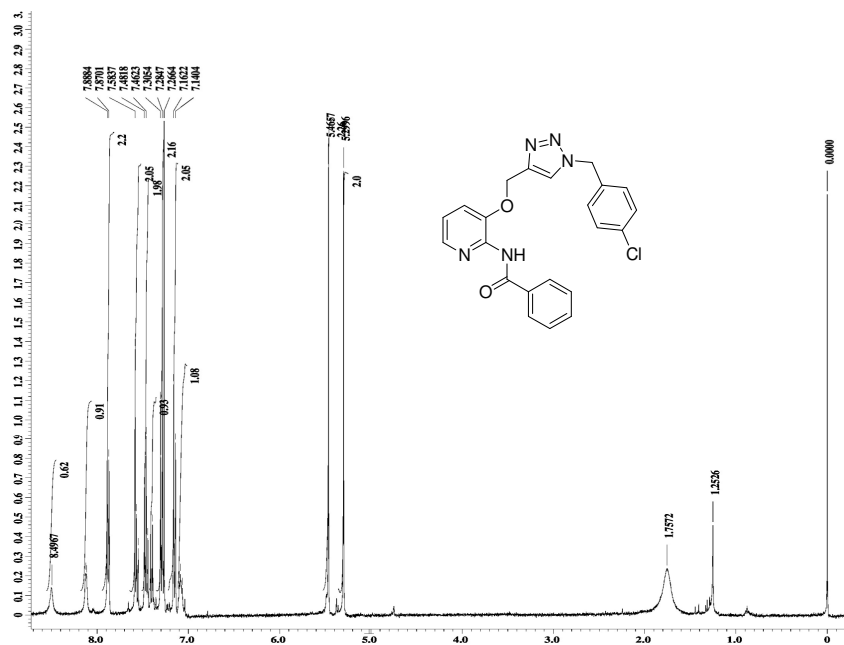




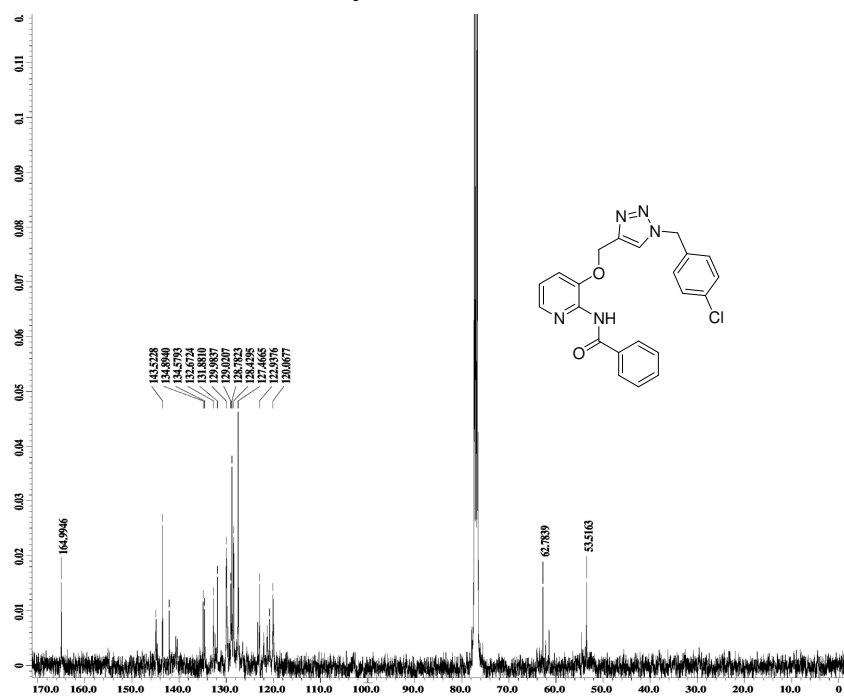
<sup>1</sup>H NMR spectrum of N-(3-((4-benzyl-1H-1,2,3-triazol-1-yl)methoxy)pyridin-2-yl)benzamide



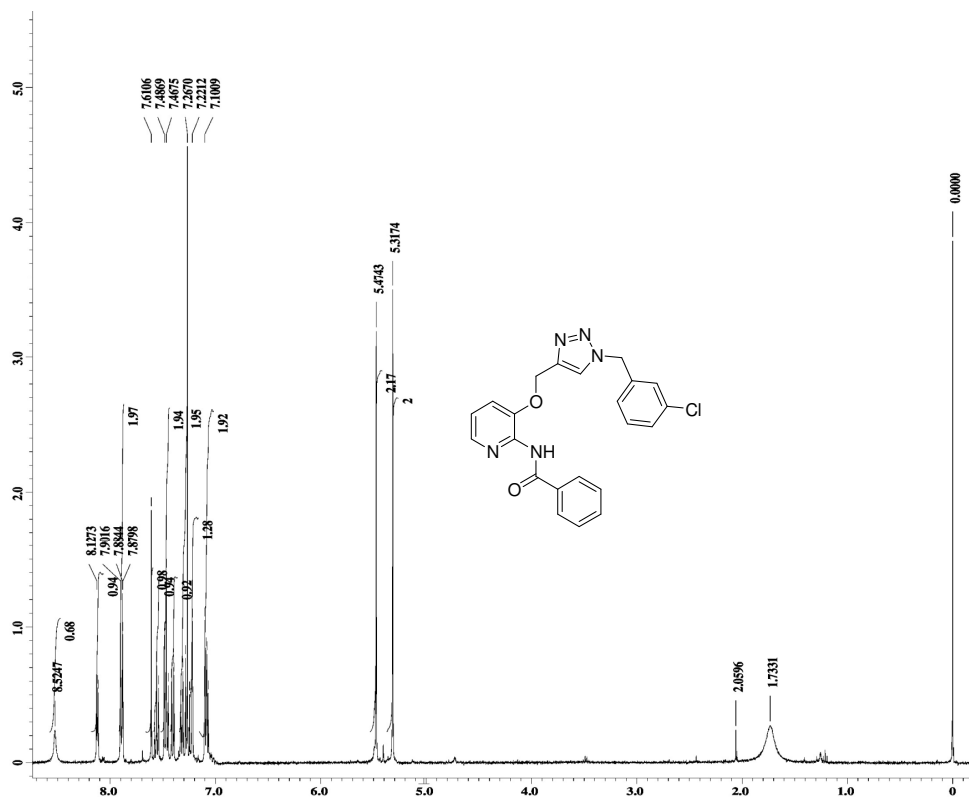
<sup>13</sup>C NMR spectrum of N-(3-((4-benzyl-1H-1,2,3-triazol-1-yl)methoxy)pyridin-2-yl)benzamide



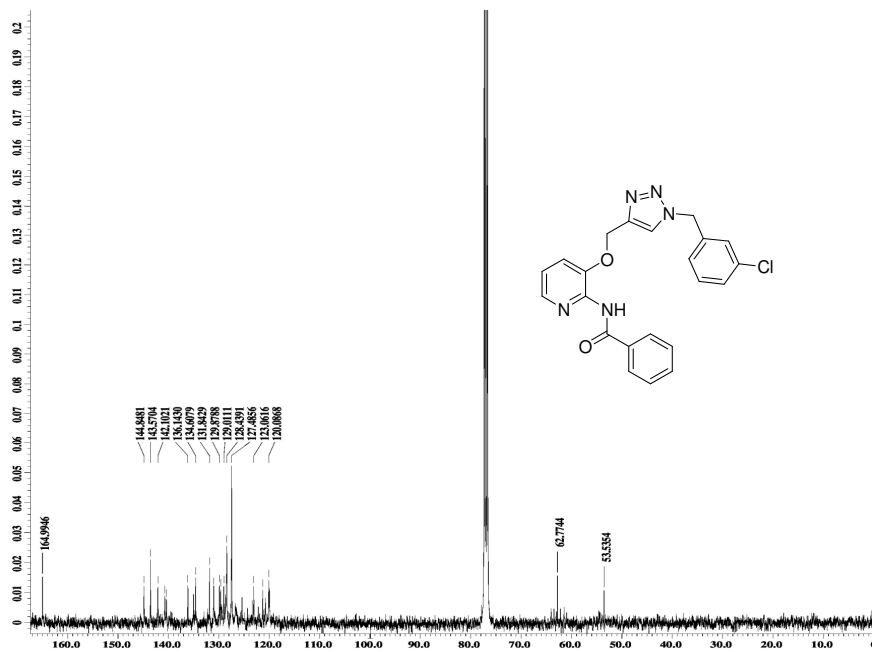
**<sup>1</sup>H NMR spectrum of N-(3-((4-(4-chlorobenzyl)-1H-1,2,3-triazol-1-yl)methoxy)pyridin-2-yl)benzamide**



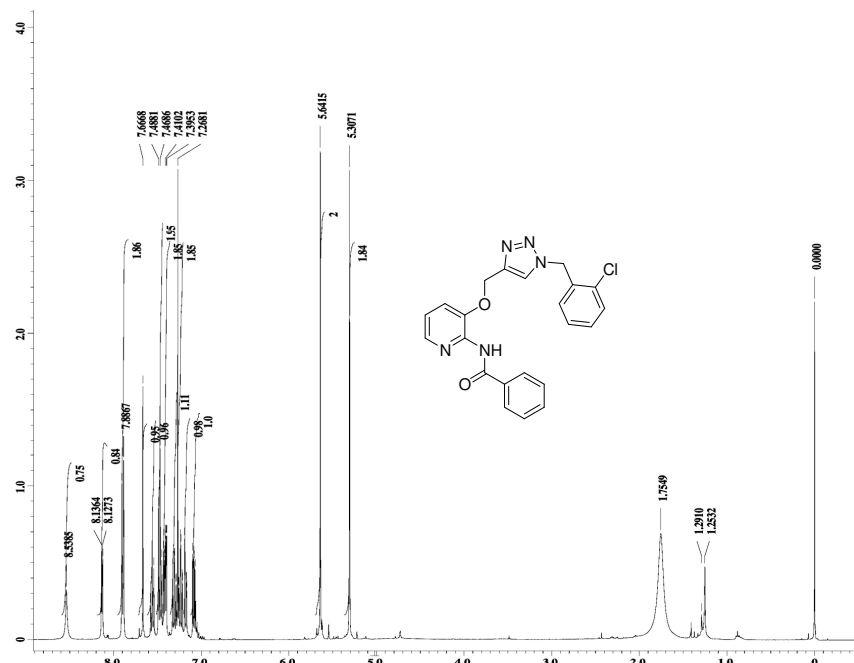
**<sup>13</sup>C NMR spectrum of N-(3-((4-(4-chlorobenzyl)-1H-1,2,3-triazol-1-yl)methoxy)pyridin-2-yl)benzamide**



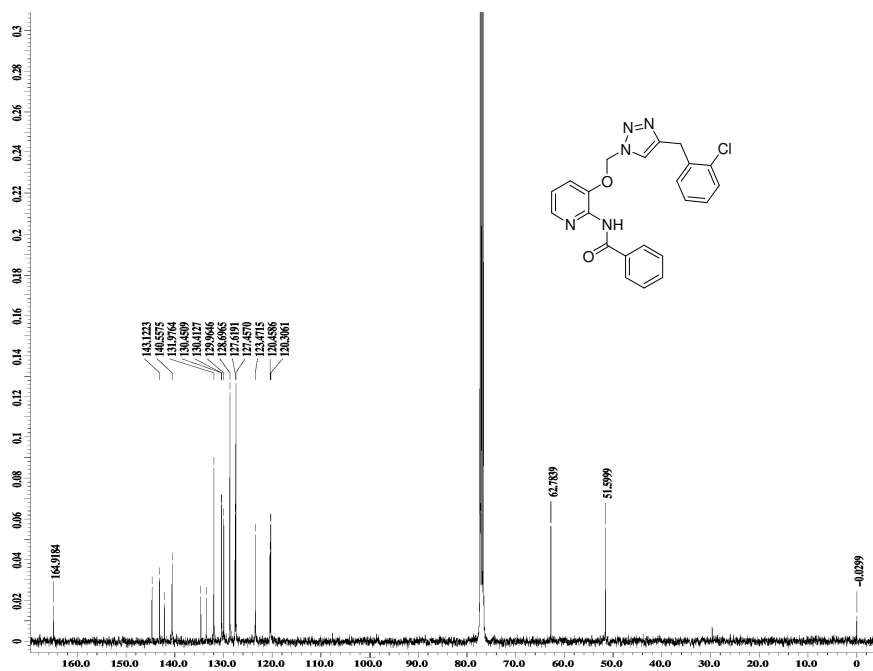
<sup>1</sup>H NMR spectrum of N-(3-((4-(3-chlorobenzyl)-1H-1,2,3-triazol-1-yl)methoxy)pyridin-2-yl)benzamide



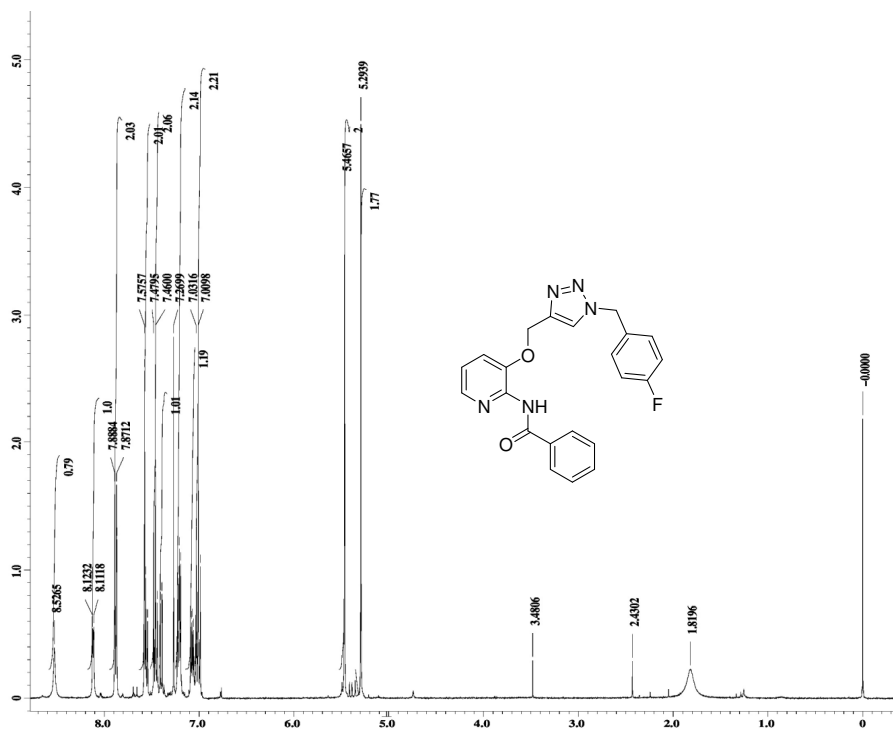
<sup>13</sup>C NMR spectrum of N-(3-((4-(3-chlorobenzyl)-1H-1,2,3-triazol-1-yl)methoxy)pyridin-2-yl)benzamide



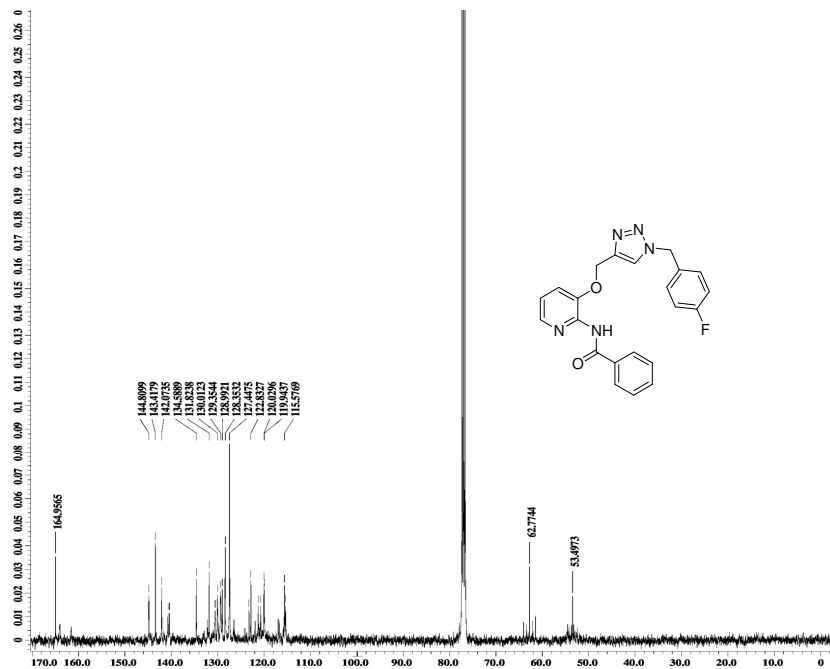
<sup>1</sup>H NMR spectrum of N-(3-((4-(2-chlorobenzyl)-1H-1,2,3-triazol-1-yl)methoxy)pyridin-2-yl)benzamide



<sup>13</sup>C NMR spectrum of N-(3-((4-(2-chlorobenzyl)-1H-1,2,3-triazol-1-yl)methoxy)pyridin-2-yl)benzamide

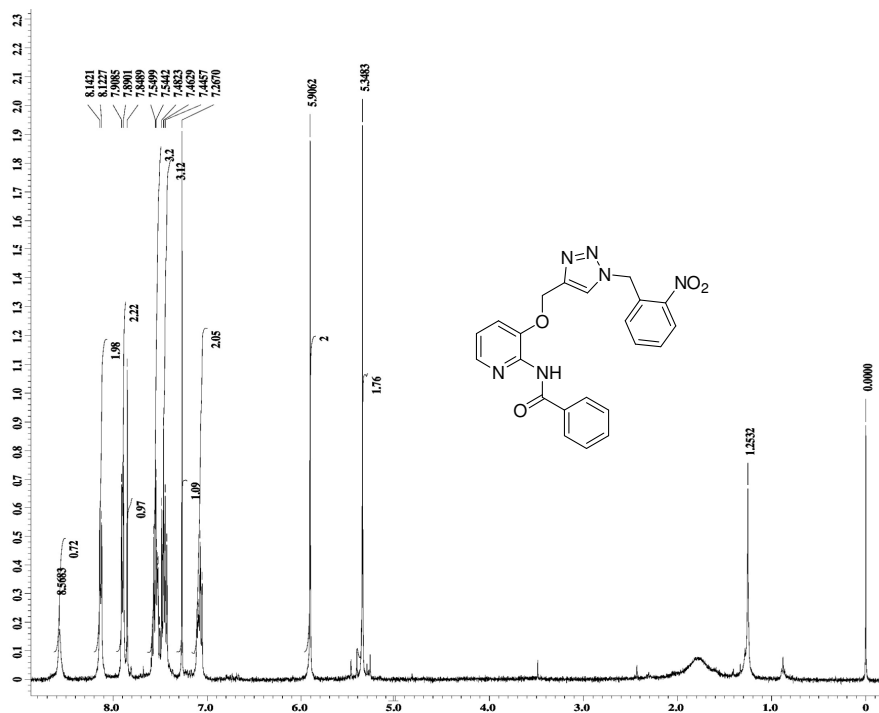


<sup>1</sup>H NMR spectrum of N-(3-((4-(4-fluorobenzyl)-1H-1,2,3-triazol-1-yl)methoxy)pyridin-2-yl)benzamide

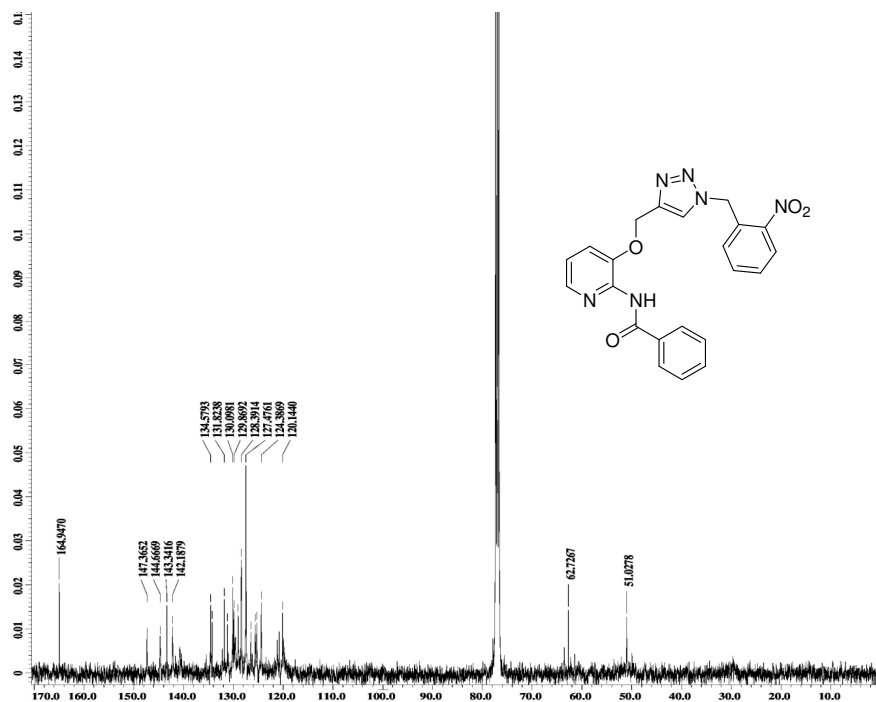


<sup>13</sup>C NMR spectrum of N-(3-((4-(4-fluorobenzyl)-1H-1,2,3-triazol-1-yl)methoxy)pyridin-2-yl)benzamide

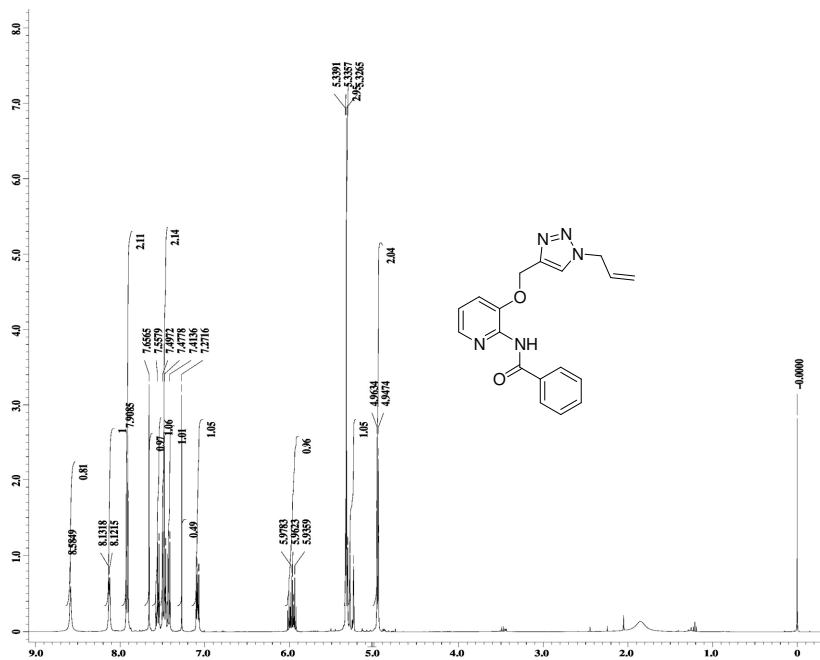




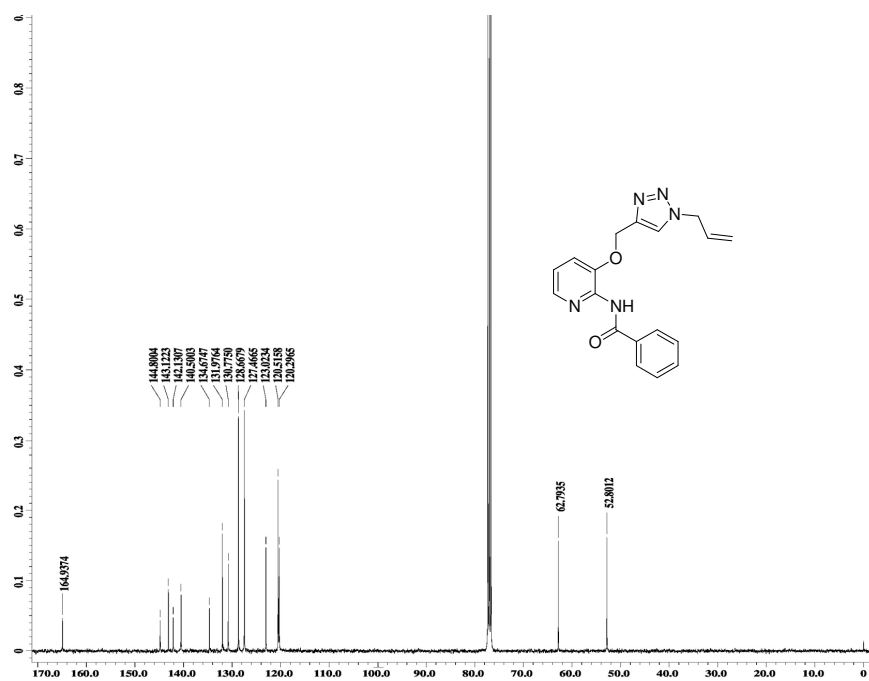
<sup>1</sup>H NMR spectrum of N-(3-((4-(2-nitrobenzyl)-1H-1,2,3-triazol-1-yl)methoxy)pyridin-2-yl)benzamide



<sup>13</sup>C NMR spectrum of N-(3-((4-(2-nitrobenzyl)-1H-1,2,3-triazol-1-yl)methoxy)pyridin-2-yl)benzamide

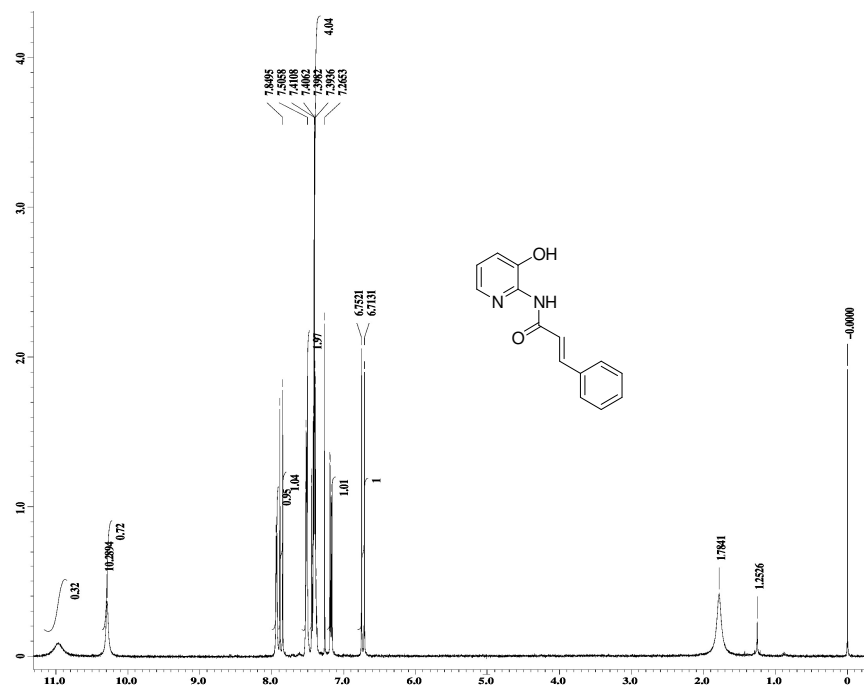


<sup>1</sup>H NMR spectrum of N-(3-((4-allyl-1H-1,2,3-triazol-1-yl)methoxy)pyridin-2-yl)benzamide

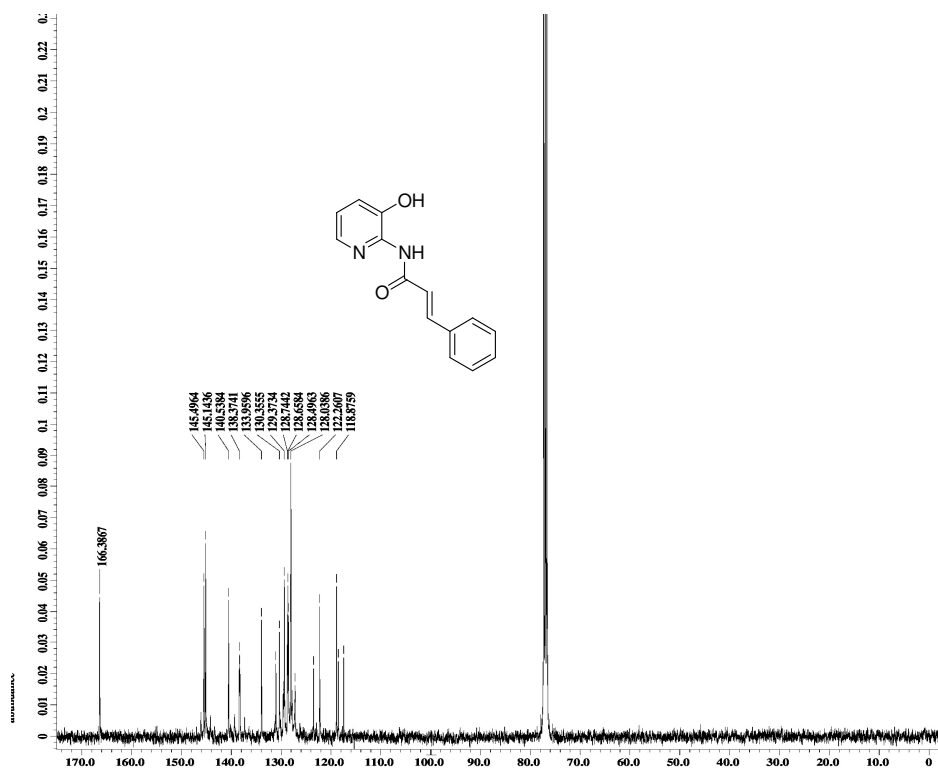


<sup>13</sup>C NMR spectrum of N-(3-((4-allyl-1H-1,2,3-triazol-1-yl)methoxy)pyridin-2-yl)benzamide

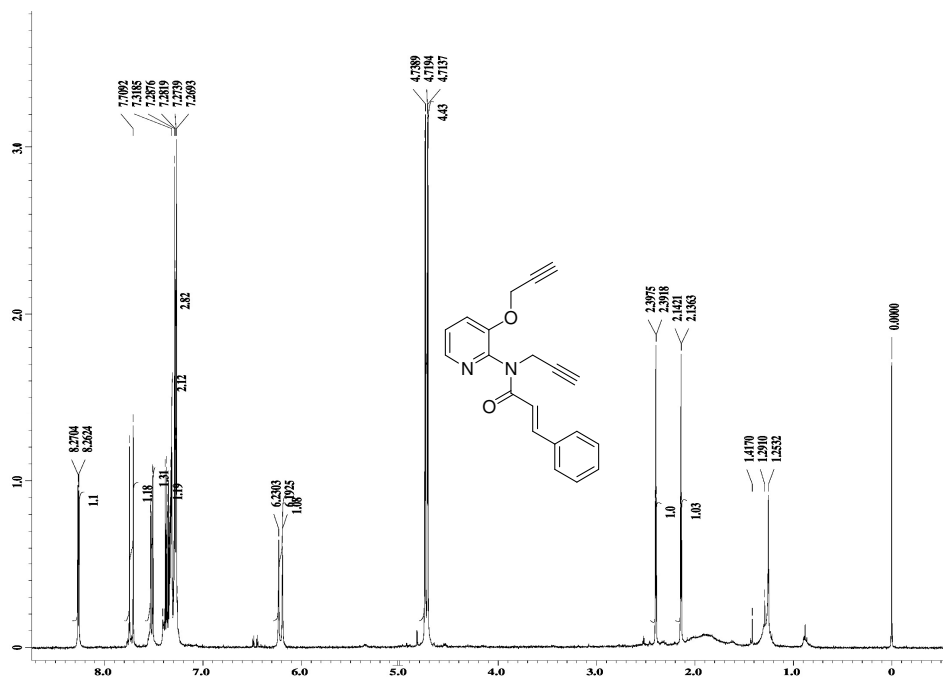




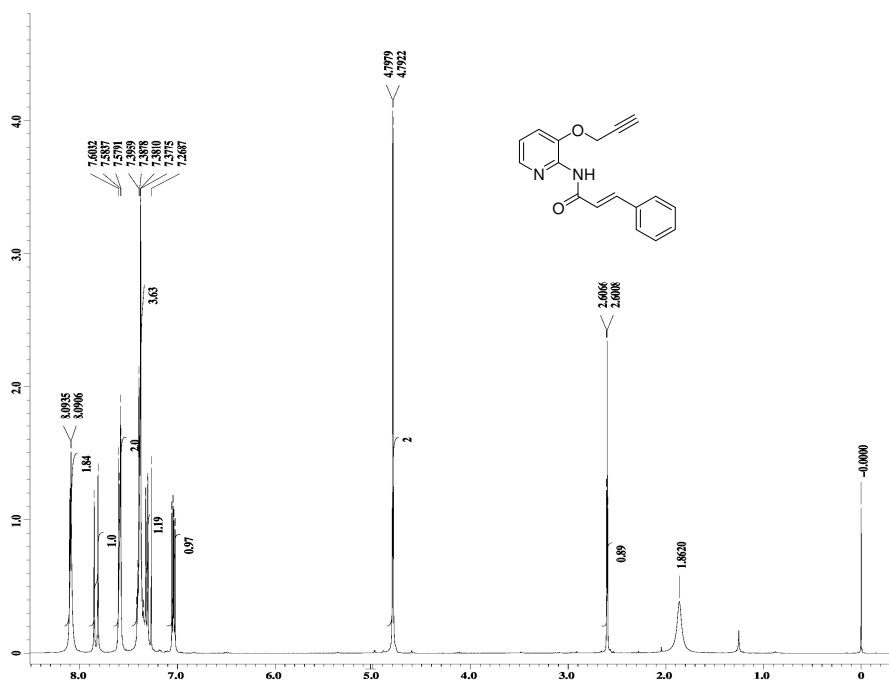
<sup>1</sup>H NMR spectrum of N-(3-hydroxy-pyridin-2-yl)-3-phenyl-acrylamide



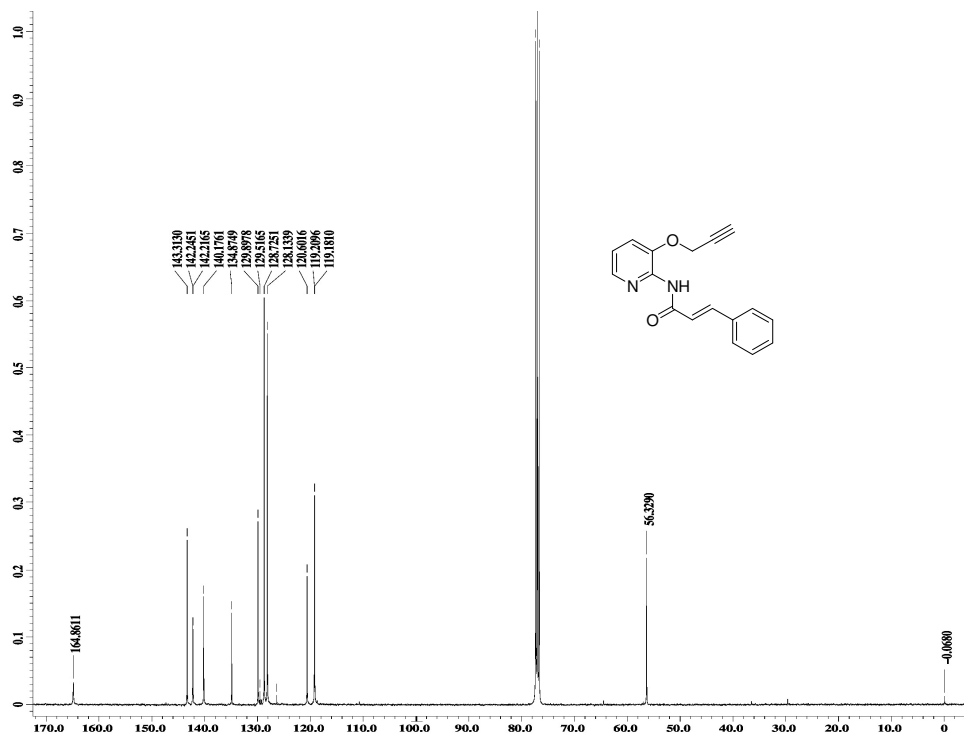
<sup>13</sup>C NMR spectrum of N-(3-hydroxy-pyridin-2-yl)-3-phenyl-acrylamide



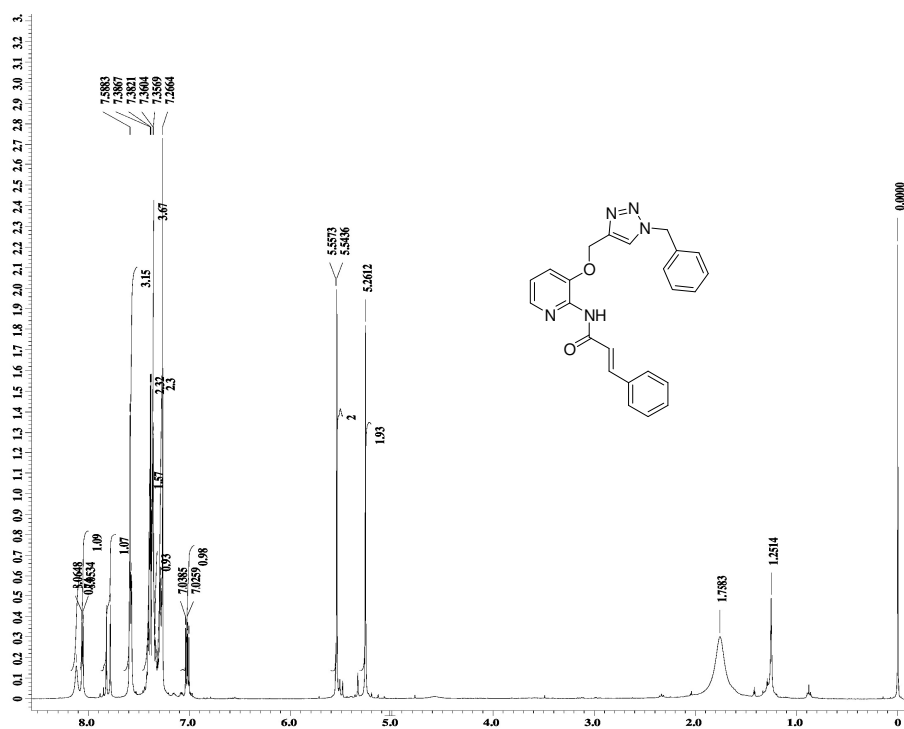
<sup>1</sup>H NMR spectrum of 3-phenyl-N-prop-2-ynyl-N-(3-(prop-2-ynyloxy)-pyridin-2-yl)-acrylamide



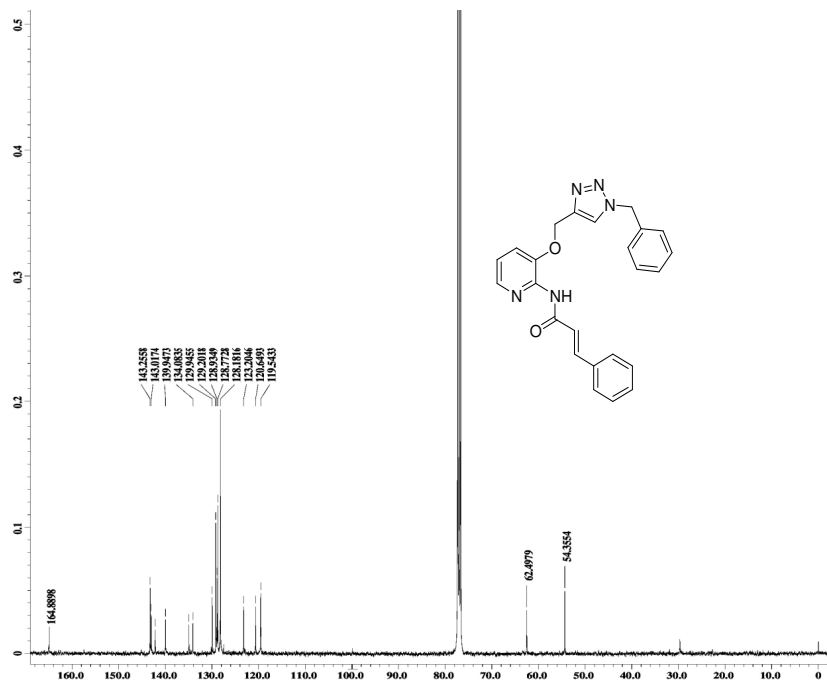
<sup>1</sup>H NMR spectrum of N-(3-(prop-2-ynyloxy)pyridin-2-yl)cinnamamide



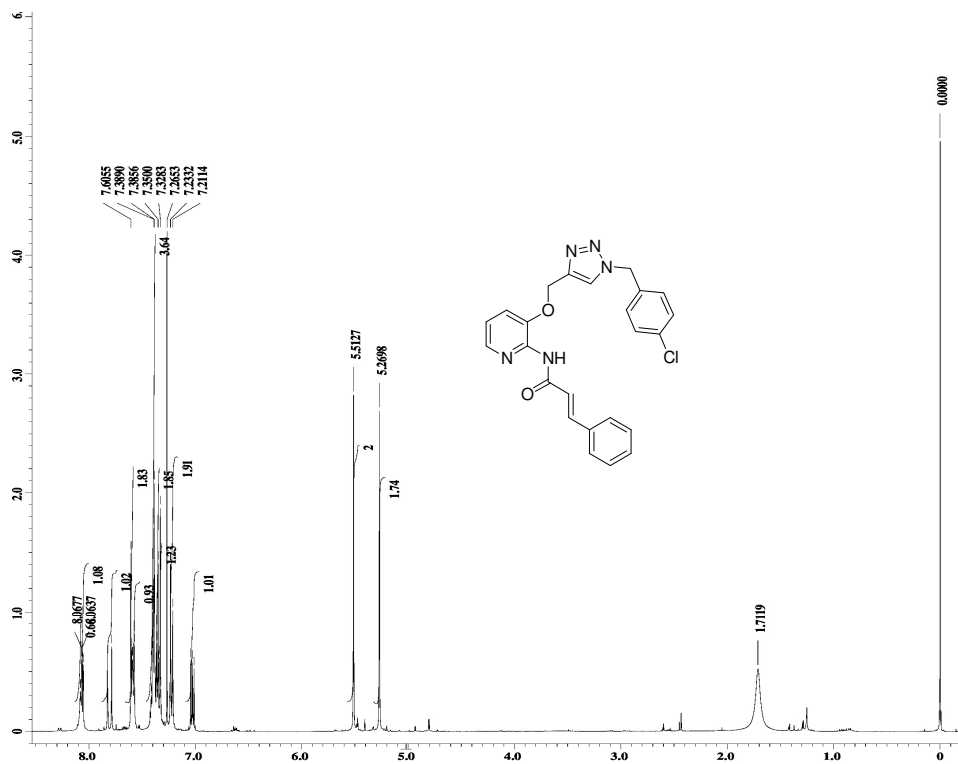
**<sup>13</sup>C NMR spectrum of 3-phenyl-N-(3-(prop-2-ynyloxy)-pyridin-2-yl)-acrylamide**



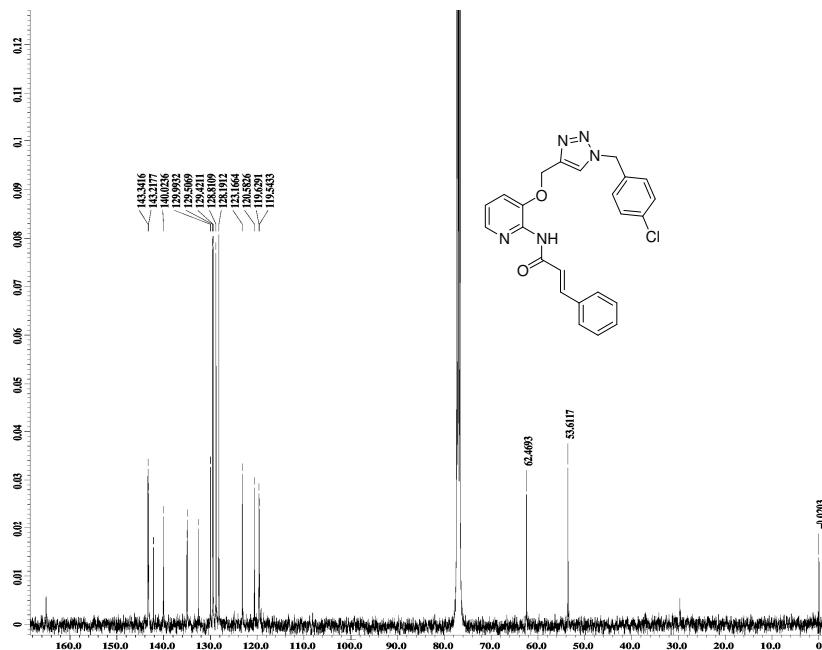
**<sup>1</sup>H NMR spectrum of N-[3-(1-benzyl-1H-[1,2,3]triazol-4-ylmethoxy)-pyridin-2-yl]-3-phenyl-acrylamide**



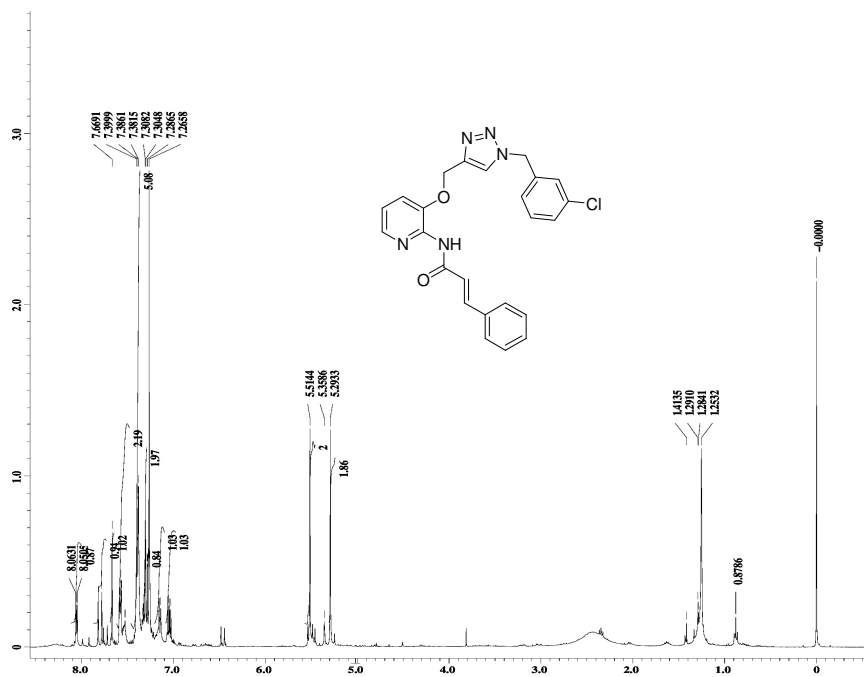
<sup>13</sup>C NMR spectrum of N-[3-(1-benzyl-1H-[1,2,3]triazol-4-ylmethoxy)-pyridin-2-yl]-3-phenyl-acrylamide



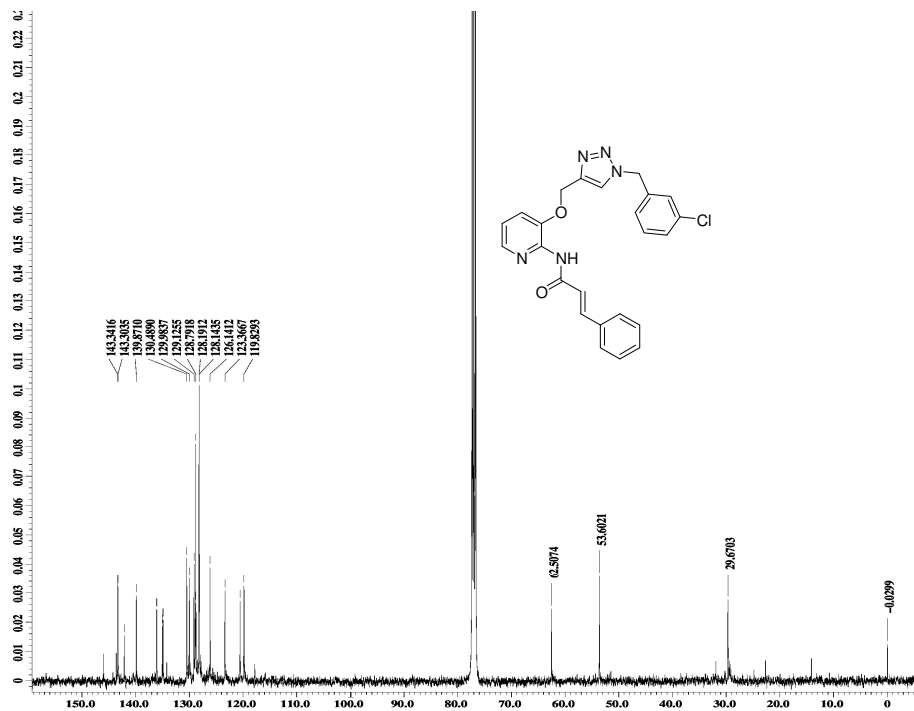
<sup>1</sup>H NMR spectrum of N-[3-[1-(4-chloro-benzyl)-1H-[1,2,3]triazol-4-ylmethoxy]-pyridin-2-yl]-3-phenyl-acrylamide



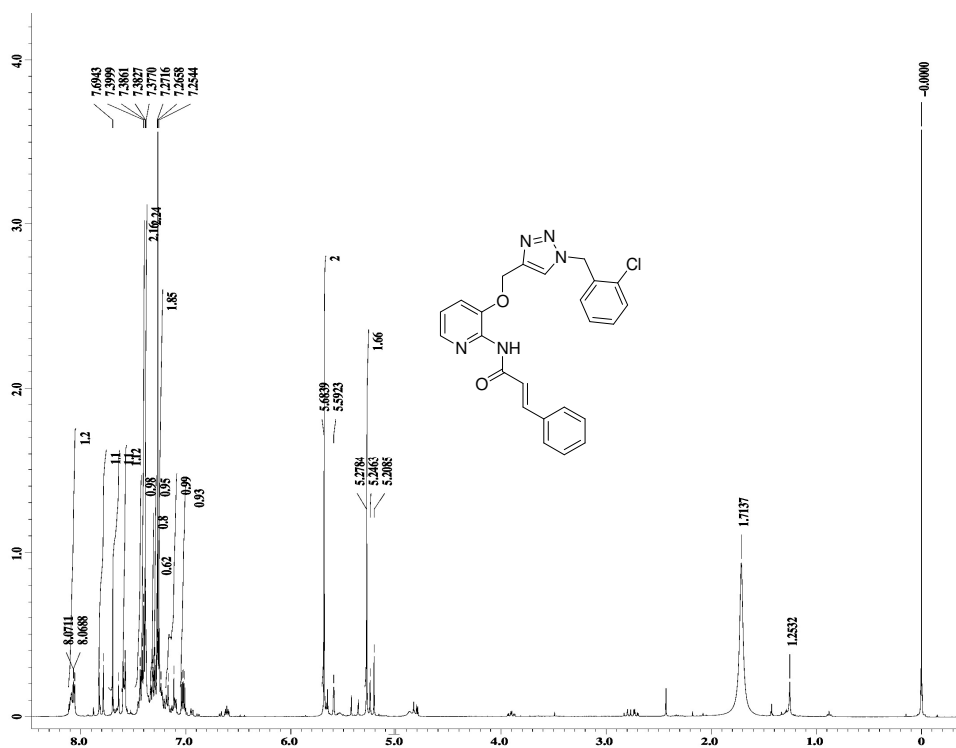
<sup>13</sup>C NMR spectrum of N-{3-[1-(4-chloro-benzyl)-1H-[1,2,3]triazol-4-ylmethoxy]-pyridin-2-yl}-3-phenyl-acrylamide



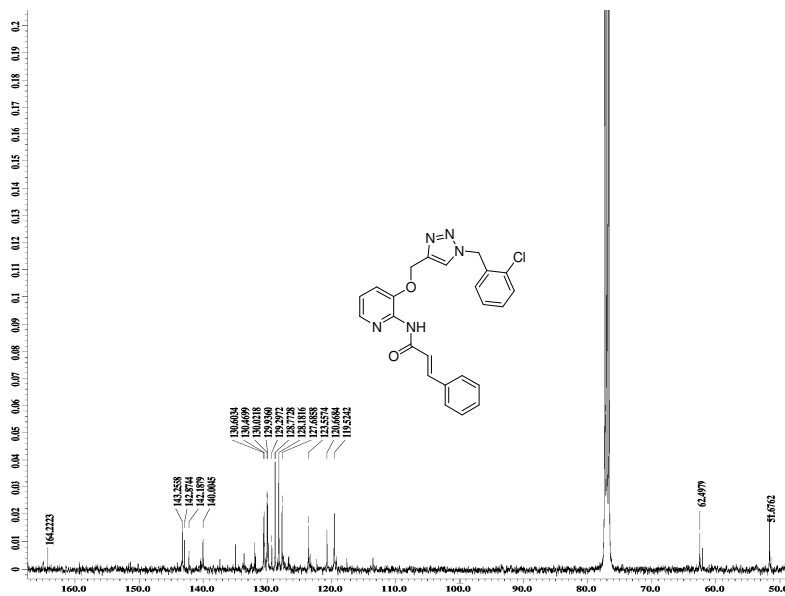
<sup>1</sup>H NMR spectrum of N-{3-[1-(3-chloro-benzyl)-1H-[1,2,3]triazol-4-ylmethoxy]-pyridin-2-yl}-3-phenyl-acrylamide



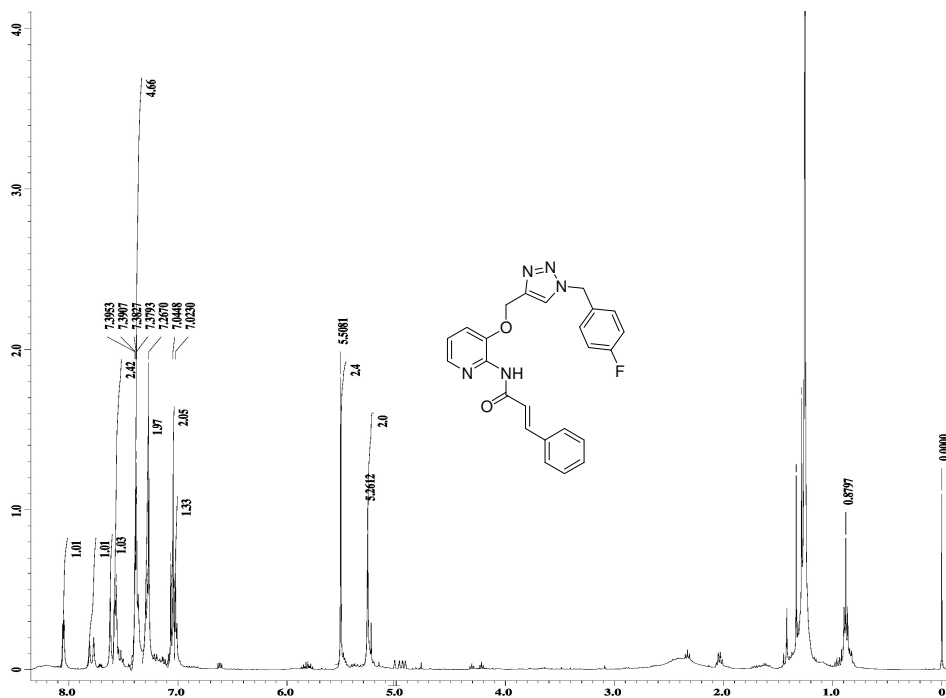
<sup>13</sup>C NMR spectrum of N-{3-[1-(3-chloro-benzyl)-1H-[1,2,3]triazol-4-ylmethoxy]-pyridin-2-yl}-3-phenyl-acrylamide



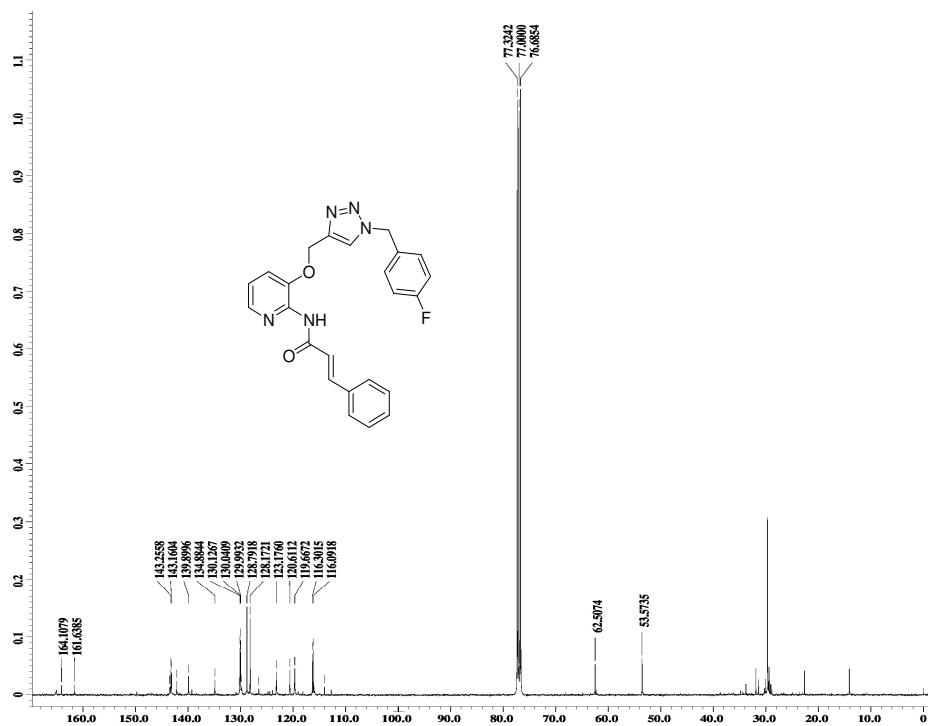
<sup>1</sup>H NMR spectrum of N-{3-[1-(2-chloro-benzyl)-1H-[1,2,3]triazol-4-ylmethoxy]-pyridin-2-yl}-3-phenyl-acrylamide



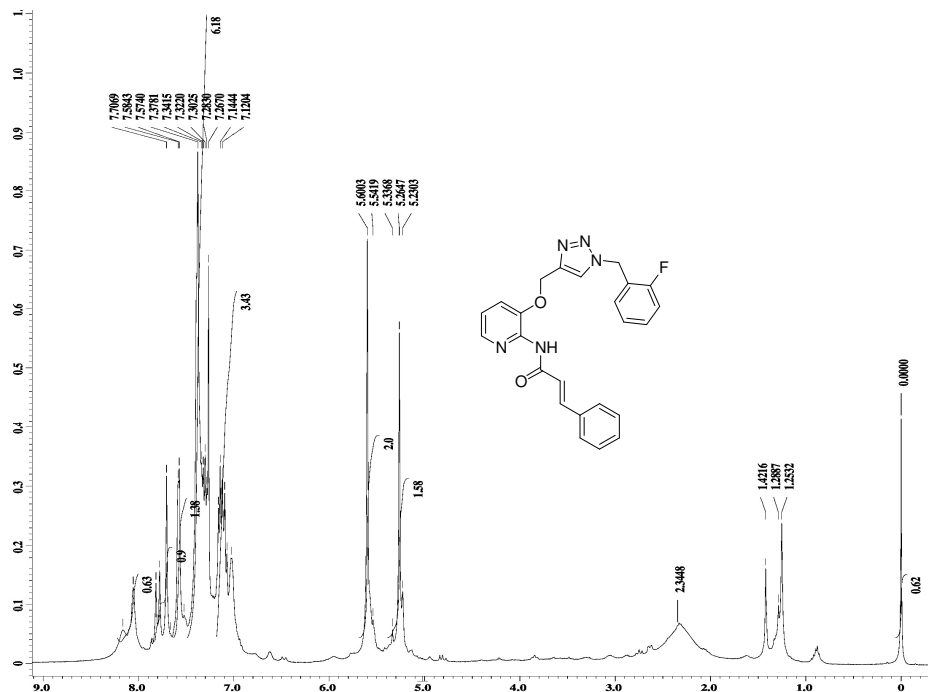
$^{13}\text{C}$  NMR spectrum of N-{3-[1-(2-chloro-benzyl)-1H-[1,2,3]triazol-4-ylmethoxy]-pyridin-2-yl}-3-phenyl-acrylamide



$^1\text{H}$  NMR spectrum of N-{3-[1-(4-fluoro-benzyl)-1H-[1,2,3]triazol-4-ylmethoxy]-pyridin-2-yl}-3-phenyl-acrylamide

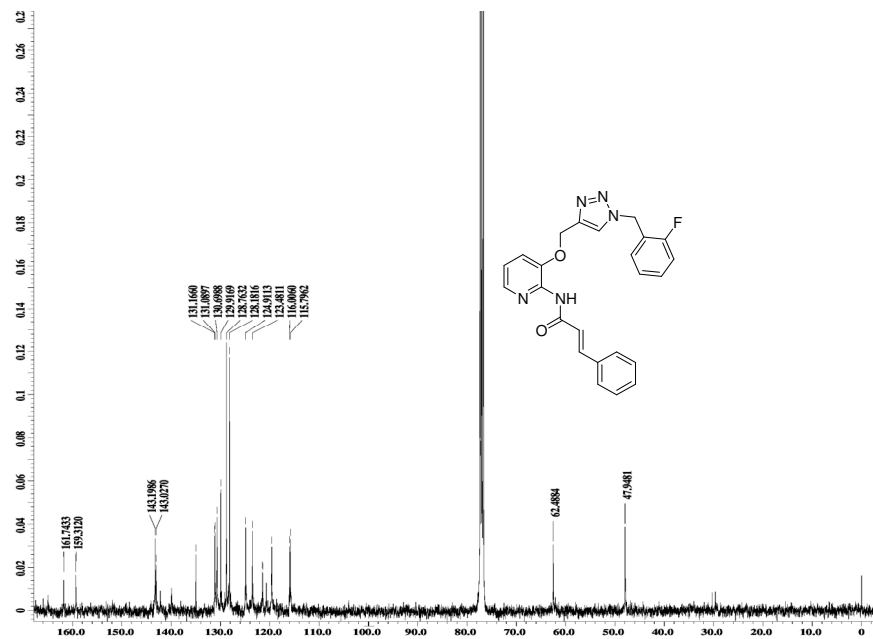


<sup>13</sup>C NMR spectrum of N-{3-[1-(4-fluoro-benzyl)-1H-[1,2,3]triazol-4-ylmethoxy]-pyridin-2-yl}-3-phenyl-acrylamide

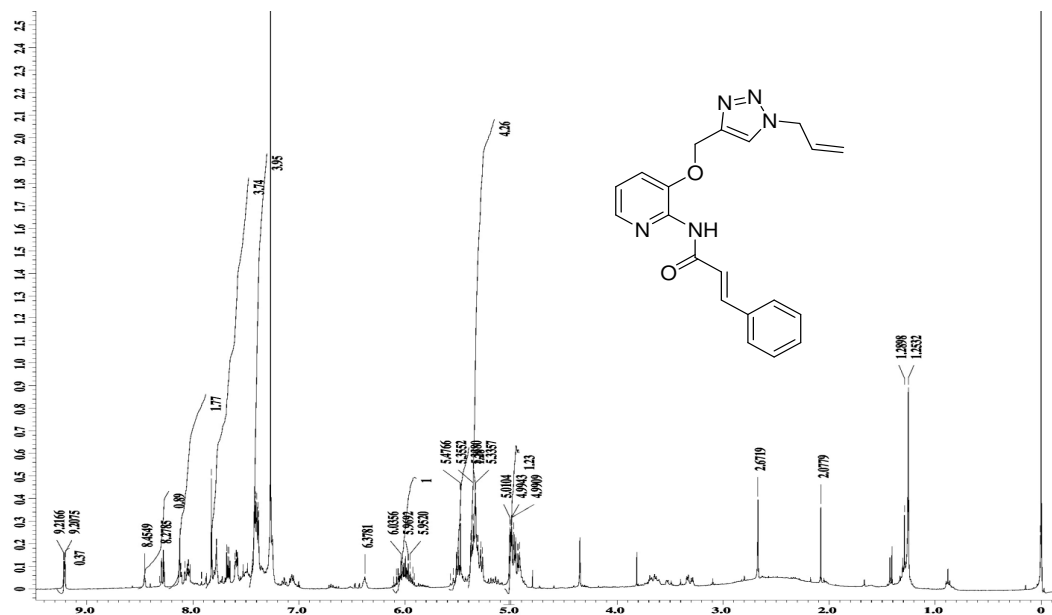


<sup>1</sup>H NMR spectrum of N-{3-[1-(2-fluoro-benzyl)-1H-[1,2,3]triazol-4-ylmethoxy]-pyridin-2-yl}-3-phenyl-acrylamide

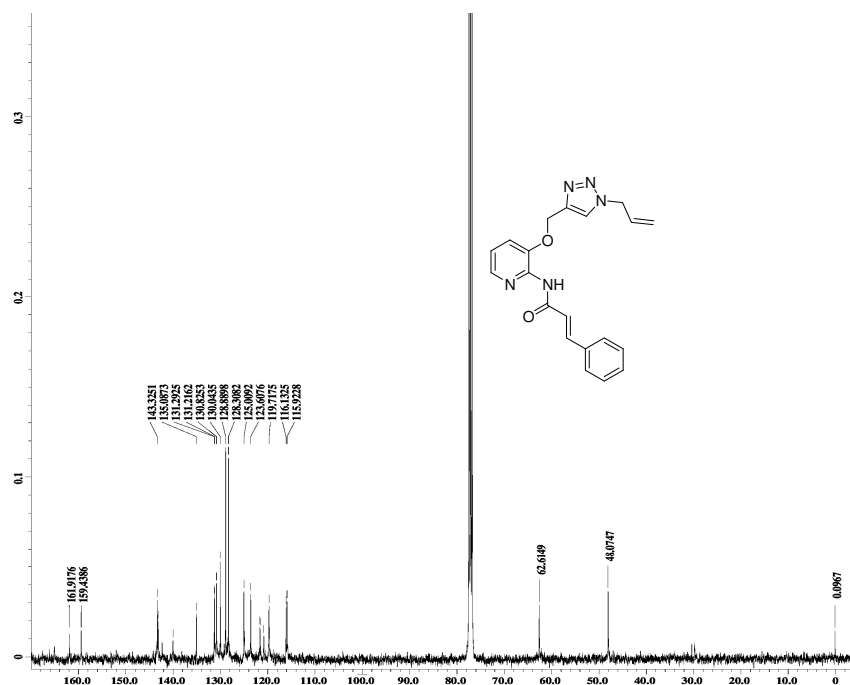




<sup>13</sup>C NMR spectrum of N-[3-[1-(2-fluoro-benzyl)-1H-[1,2,3]triazol-4-ylmethoxy]-pyridin-2-yl]-3-phenyl-acrylamide



<sup>1</sup>H NMR spectrum of N-[3-(1-allyl-1H-[1,2,3]triazol-4-ylmethoxy)-pyridin-2-yl]-3-phenyl-acrylamide



<sup>13</sup>C NMR spectrum of N-[3-(1-allyl-1H-[1,2,3]triazol-4-ylmethoxy)-pyridin-2-yl]-3-phenyl-acrylamide