

Reactions of the vicinal dianion of di-(–)-menthyl succinate with carbonyl compounds and benzyl bromide

Darunee Soorukram,* Sariya Yodwaree, Patoomratana Tuchinda, Chutima Kuhakarn, Vichai Reutrakul, and Manat Pohmakotr

Department of Chemistry and Center of Excellence for Innovation in Chemistry (PERCH-CIC), Faculty of Science, Mahidol University, Rama VI Road, Bangkok 10400, Thailand

E-mail: darunee.soo@mahidol.ac.th

DOI: <http://dx.doi.org/10.3998/ark.5550190.0013.903>

Abstract

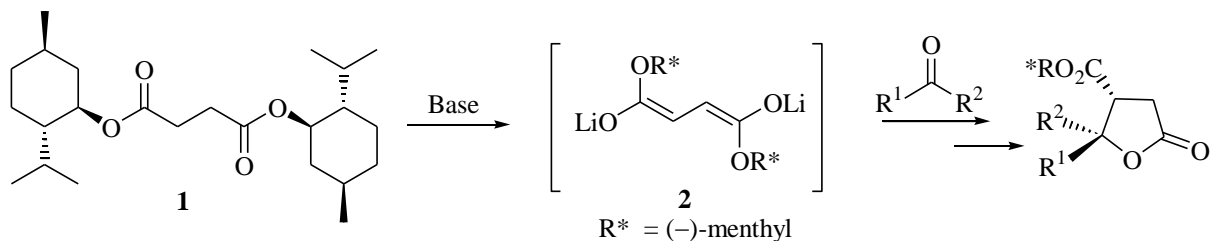
The diastereoselective reaction of the vicinal dianion, generated from di-(–)-menthyl succinate, with electrophiles, i.e. symmetrical ketones, aldehydes, and benzyl bromide was examined. The reactions with ketones and benzyl bromide gave products in good yields, however, with poor diastereoselectivities. The reaction with aldehydes in the presence of ZnCl₂ preferably gave the *anti*-aldol adducts, which subsequently led to *cis*-paraconic esters again with moderate diastereoselectivity.

Keywords: Chiral succinic acid derivatives, di-(–)-menthyl succinate, vicinal dianion, paraconic esters

Introduction

Considerable attention has been focused on the synthetic utilities of succinic acid derivatives as they can serve as four-carbon building blocks in organic synthesis.¹ Vicinal dianions generated from achiral succinic acid derivatives were found to be versatile synthetic intermediates for the synthesis of various types of compounds,² such as mono- or dialkylated 1,4-dicarboxylic acid derivatives and ring-annulation products. Additionally, condensation of the vicinal dianion of diethyl succinate with aldehydes and ketones provided a straightforward route to paraconic esters.^{2p} Paraconic acids are a family of γ -butyrolactones which possess important biological activities, such as antitumor, antifungal, and antibacterial activities.³ In connection with our previous results and research interest⁴ aimed at asymmetric synthetic strategies to chiral paraconic ester and chiral γ -butyrolactone frameworks, especially those in some bioactive lignan natural products,⁵ we became interested in employing the vicinal dianions, derived from the known chiral succinic acid derivatives.⁶ Diastereoselective reaction of the vicinal dianion derived

from di-(–)-menthyl succinate (**1**) was focused in this study. The synthetic utility of **1** in asymmetric reactions was first disclosed by Yamamoto.⁷ Additionally, the dianion **2** generated from **1** was reported to react with 1, ω -dihalides and ditosylates with high stereoselectivity leading to several chiral carbocyclic frameworks.^{8,9} Based on these precedent works, we therefore anticipated that the dianion **2** would react diastereoselectively with simple alkyl halides and carbonyl compounds leading to chiral γ -butyrolactone and chiral paraconic ester frameworks (Scheme 1). Herein, we wish to report the results of our study.



Scheme 1

Results and Discussion

Treatment of **1**, readily prepared from succinic anhydride and (–)-menthol in the presence of a catalytic amount of *p*-TsOH,⁹ with two equivalents of lithium 2,2,6,6-tetramethylpiperidide (LTMP) in THF at -78 °C for 1 h provided the dianion **2** (Scheme 2). Initially, the π -facial diastereoselection of the reaction of **2** with electrophiles was investigated by reacting **2** with a symmetrical ketone, cyclohexanone (1 equiv.), at -78 °C for 1 h. In the preliminary experiment, when the reaction mixture was quenched by using a saturated aqueous solution of NH_4Cl at -78 °C followed by slowly warming up to room temperature, the adduct **3a** and paraconic ester **4a** were obtained in 54% and 18% yields, respectively, after chromatographic purification. This result implied that the lactonization of **3a** to **4a** readily took place under mildly acidic work-up conditions. The adduct **3a** can be quantitatively converted into the corresponding paraconic ester **4a** by treatment with a catalytic amount of *p*-TsOH in CH_2Cl_2 at room temperature overnight. Therefore, we decided to consecutively perform the lactonization reaction of the crude mixture obtained from the addition reaction and determined the diastereoselectivity of the reaction from lactone **4a**.

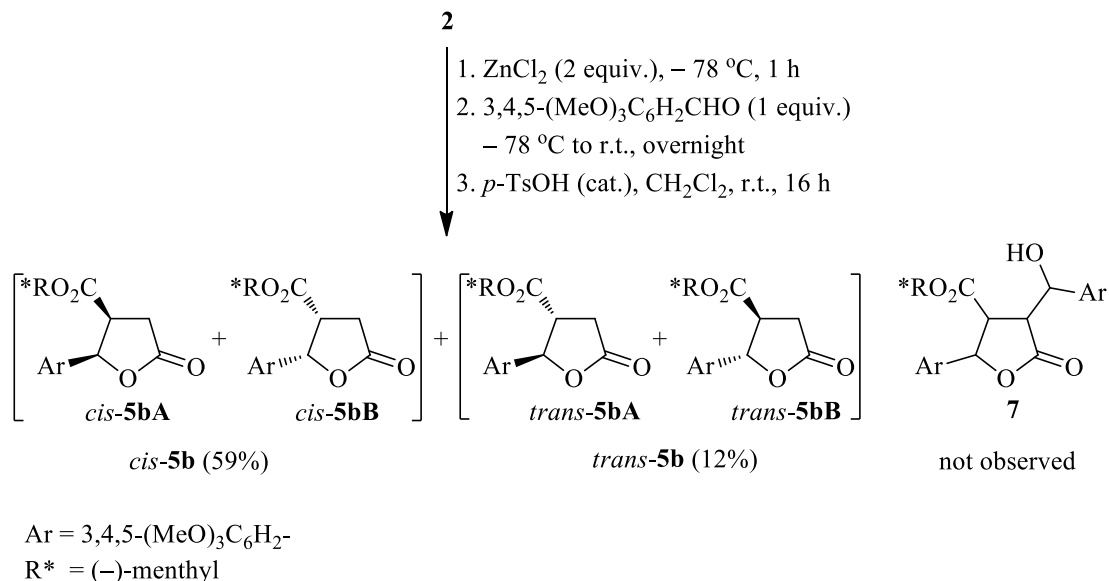
Table 1. Continued

Entry	Paraconic Ester 4	Yield (%) ^a	Diastereomeric Ratio ^b	
3		4c	81	1:1.1
4		4d	76	1:1
5		4e	80	1:1.6

^aYields of isolated products. All compounds were fully characterized by ¹H- and ¹³C-NMR, MS, and CHN analyses.

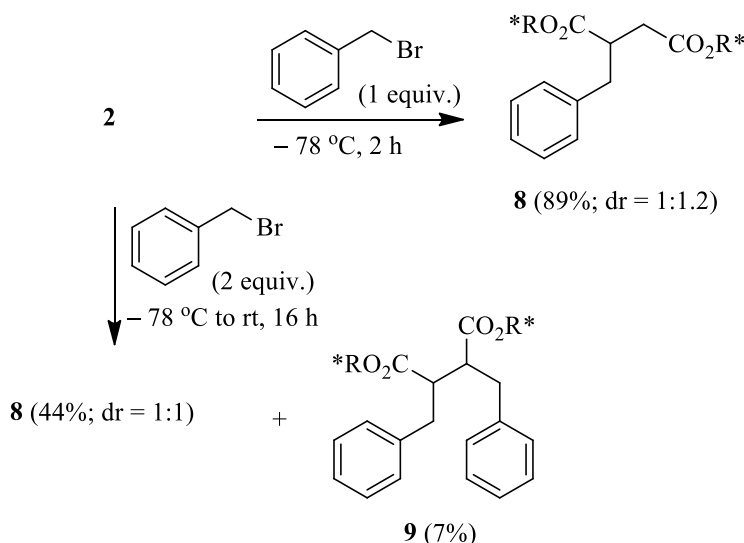
^bDetermined by capillary GC (see Experimental Part).

Asymmetric induction of **2** in the aldol reaction with aldehydes was next investigated. Cinnamaldehyde was chosen as a substrate since it was anticipated that the corresponding chiral paraconic ester **5a** could be converted into various enantiopure paraconic acids *via* cross olefin metathesis with an appropriate alkene, followed by reduction of the resulting double bond. Under the standard reaction conditions used for ketones, the reaction of **2** with cinnamaldehyde (1 equiv.) provided *cis-5a*, *trans-5a*, and product **6**, after chromatography, in 32%, 25%, and 15% yields, respectively (Scheme 3, Table 2, entry 1). Compound **6** was obtained as a single diastereomer, whereas *cis-5a* and *trans-5a* were obtained as an inseparable 1:1 mixtures of diastereomers (*cis-5aA*+*cis-5aB* and *trans-5aA*+*trans-5aB*). Similar results were obtained when **2** was allowed to react with cinnamaldehyde (1 equiv.) in the presence of ZnCl₂ (1 equiv.). *Cis-5a*, *trans-5a*, and compound **6** were isolated in 37%, 22%, and 10% yields, respectively (Table 2, entry 2). Interestingly, when two equivalents of cinnamaldehyde were employed to react with **2** at -78 °C for 3.5 h, compound **6** was isolated in 56% yield as a sole product (Table 2, entry 3). When two equivalents of ZnCl₂ were employed, the reaction proceeded with higher selectivity favoring the *anti* aldol adduct leading to *cis-5a* as a major product (52%) together with *trans-5a* (24%), and compound **6** was not observed (Table 2, entry 4). The relative stereoselectivity of the aldol reaction leading to *cis-5a* as a major product was assumed based on the literature.¹⁰ The relative stereochemistry of *cis-* and *trans-5a* was further confirmed upon hydrolysis to the corresponding paraconic acids¹¹ and the comparison of their ¹H-NMR data with those reported in the literature.^{1f} Although the ratio between *cis-* and *trans-5a* could be improved and both diastereomers could easily be separated by chromatography, poor π -facial selection of the



Scheme 4. Reaction of the dianion **2** with 3,4,5-trimethoxybenzaldehyde.

Finally, the diastereoselectivity in alkylation reactions of **2** was also studied (Scheme 5). The reaction of **2** with benzyl bromide (1 equiv.) at -78 °C for 2 h afforded monobenzylated product **8** in 89% yield as an inseparable mixture of diastereoisomers (dr = 1:1.2).¹² Similar results were also observed when **2** was treated with two equivalents of benzyl bromide at -78 °C and the reaction was allowed to warm up to room temperature overnight (16 h); monobenzylated product **8** and dibenzylated product **9** were obtained in 44% (dr = 1:1) and 7% yields, respectively.



Scheme 5. Reaction of the dianion **2** with benzyl bromide.

Elmer Elemental Analyzer 2400 CHN. The high resolution mass spectra were recorded on either HR-TOF-MS Micromass model VQ-TOF2 or Finnigan MAT 95 mass spectrometer. All reactions were carried out with magnetic stirring and in oven-dried glassware under an Ar atmosphere. THF was distilled from sodium-benzophenone ketyl. The molarity of *n*-BuLi (in hexane) was determined by titration with diphenylacetic acid in THF at 0 °C. 2,2,6,6-Tetramethylpiperidine was distilled over CaH₂. Column chromatography (CC) was performed by using Merck silica gel 60H (Art. 7736). Preparative thin-layer chromatography (PLC) was performed by using Merck silica gel 60 (PF₂₅₄, Art. 7747). Di-(–)-menthyl succinate (**1**) was synthesized from succinic anhydride and (–)-menthol according to the literature.⁹

General procedure for the synthesis of **4**

A solution of **1** (2 mmol) in dry THF (2 mL) was added dropwise to a THF solution of lithium 2,2,6,6-tetramethylpiperidide (LTMP) [prepared by reacting 2,2,6,6-tetramethylpiperidine (0.75 mL, 4.4 mmol) in THF (6 mL) with *n*-BuLi (1.49 M in hexane, 2.8 mL, 4.2 mmol) at –78 °C for 1 h] at –78 °C under an Ar atmosphere. After stirring at –78 °C for 1 h, the resulting solution of **2** was treated with a solution of ketone (2 mmol) in THF (2 mL). The mixture was stirred at –78 °C for 1 h, then quenched with 2 M HCl (5 mL, pH 1–2), warmed to r.t., diluted with H₂O (20 mL), and extracted with EtOAc (4 × 25 mL). The combined extracts were washed with H₂O, brine and dried (anh. Na₂SO₄). After removal of solvents, the crude product was treated with *p*-TsOH (13 mg) in dry CH₂Cl₂ (5 mL). After stirring at r.t. for 16 h, the mixture was quenched with H₂O and extracted with EtOAc (4 × 25 mL). The combined extracts were washed with H₂O, brine and dried (anh. Na₂SO₄). The crude product was purified by column chromatography.

(2-Isopropyl-5-methylcyclohexyl)-2-oxo-1-oxaspiro[4.5]decane-4-carboxylate (4a). White solid, yield 69%, 464 mg, mp 70–74 °C (CH₂Cl₂/hexanes), dr = 1:1.3 (*t*_{R1} = 11.139, *t*_{R2} = 11.487, injector temp. 260 °C, detector temp. 270 °C, oven temp. 240 °C); IR (nujol): ν 1791s, 1733s, 1418m cm⁻¹. ¹H-NMR (300 MHz, CDCl₃, determined for two isomers): δ 4.74 (dt, *J* 4.4, 10.8, 1H, *CH*), 4.70 (dt, *J* 4.4, 10.8, 1H, *CH*), 3.12–2.98 (m, 4H, 2×*CHCH*), 2.75–2.60 (m, 2H, 2×*CHH*), 2.10–1.58, 1.58–0.80 and 0.80–0.70 (each m, 56H, methine, methylene and methyl protons). ¹³C-NMR (75 MHz, CDCl₃, determined for two isomers): δ 174.4 (2×CO), 169.5 (CO) 169.4 (CO), 86.0 (C), 85.9 (C), 76.0 (CH), 75.7 (CH), 51.1 (CH), 50.5 (CH), 46.9 (CH), 46.7 (CH), 40.7 (CH₂), 40.6 (CH₂), 37.31 (CH₂), 37.27 (CH₂), 34.04 (CH₂), 34.0 (CH₂), 32.20 (CH₂), 32.19 (CH₂), 31.7 (CH₂), 31.5 (CH₂), 31.3 (2×CH), 26.2 (CH), 26.1 (CH), 24.93 (CH₂), 24.91 (CH₂), 23.2 (CH₂), 22.7 (CH₂), 22.5 (CH₂), 22.4 (CH₂), 22.0 (CH₃), 21.9 (CH₃), 21.6 (2×CH₂), 20.8 (CH₃), 20.7 (CH₃), 16.1 (CH₃), 15.6 (CH₃). MS, *m/z*, (%) = 336 (M⁺); Anal. Calcd. for C₂₀H₃₂O₄ (336.23): C, 71.41; H, 9.58%. Found: C, 70.98; H, 9.27%.

(2-Isopropyl-5-methylcyclohexyl)-2-oxo-1-oxaspiro[4.4]nonane-4-carboxylate (4b). Colorless viscous oil, yield 79%, 508 mg, dr = 1:1.4 (*t*_{R1} = 19.363, *t*_{R2} = 19.867, injector temp. 230 °C, detector temp. 250 °C, oven temp. 220 °C); IR (neat): ν 2957s, 2872s, 1785s, 1731s, 1238s, 1166s cm⁻¹. ¹H-NMR (300 MHz, CDCl₃, determined for two isomers): δ 4.80–4.65 (m, 2H, 2×*CH*), 3.38–3.28 (m, 2H, 2×*CH*), 2.98 (dd, *J* 8.4, 17.6, 2H, 2×*CHH*), 2.72 (dd, *J* 8.4, 17.6,

1H, CHH), 2.71 (dd, *J* 8.4, 17.6, 1H, CHH), 2.12-1.59, 1.59-1.33, 1.16-0.80 and 0.80-0.69 (each m, 52H, methine, methylene and methyl protons). ¹³C-NMR (75 MHz, CDCl₃, determined for two isomers): δ 174.2 (CO), 174.1 (CO), 169.7 (CO), 169.6 (CO), 94.8 (C), 94.7 (C), 75.9 (CH), 75.7 (CH), 48.5 (CH), 48.0 (CH), 46.8 (CH), 46.7 (CH), 40.7 (CH₂), 40.6 (CH₂), 38.8 (CH₂), 38.7 (CH₂), 34.4 (CH₂), 34.2 (CH₂), 34.0 (CH₂), 33.9 (CH₂), 32.9 (CH₂), 32.6 (CH₂), 31.3 (2×CH), 26.2 (CH), 26.0 (CH), 23.9 (CH₂), 23.7 (CH₂), 23.3 (CH₂), 23.2 (CH₂), 23.1 (CH₂), 22.8 (CH₂), 21.8 (CH₃), 21.9 (CH₃), 20.7 (CH₃), 20.6 (CH₃), 16.1 (CH₃), 15.6 (CH₃). MS, *m/z*, (%) = 322 (M⁺). Anal. Calcd. for C₁₉H₃₀O₄ (322.21): C, 70.78; H, 9.38%. Found: C, 70.60; H, 9.38%.

(2-Isopropyl-5-methylcyclohexyl)-2-oxo-1-oxaspiro[4.6]undecane-4-carboxylate (4c).

Colorless viscous oil, yield 81%, 571 mg, dr = 1:1.1 (*t*_{R1} = 11.395, *t*_{R2} = 11.397, injector temp. 230 °C, detector temp. 250 °C, oven temp. 220 °C); IR (neat): ν 2930_s, 2869_s, 1784_s, 1732_s, 1485_s, 1372_s, 1246_s, 1197_s, 1173_s cm⁻¹. ¹H-NMR (300 MHz, CDCl₃, determined for two isomers): δ 4.80-4.63 (m, 2H, 2×CH), 3.17-2.93 (m, 4H, 2×CHCHH), 2.72-2.59 (m, 2H, 2×CHH), 2.15-1.35 and 1.20-0.70 (each m, 60H, methine, methylene and methyl protons). ¹³C-NMR (75 MHz, CDCl₃, determined for two isomers): δ 174.3 (2×CO), 169.5 (CO), 169.4 (CO), 89.6 (2×C), 76.0 (CH), 75.7 (CH), 51.6 (CH), 51.5 (CH), 46.9 (CH), 46.7 (CH), 41.7 (CH₂), 41.6 (CH₂), 40.7 (CH₂), 40.6 (CH₂), 34.4 (CH₂), 34.2 (CH₂), 34.1 (CH₂), 34.0 (CH₂), 31.9 (CH₂), 31.8 (CH₂), 31.3 (CH), 31.2 (CH), 28.9 (CH₂), 28.8 (CH₂), 28.3 (CH₂), 28.2 (CH₂), 26.2 (CH), 26.0 (CH), 23.2 (CH₂), 22.8 (CH₂), 22.6 (CH₂), 22.5 (CH₂), 21.9 (CH₃), 21.8 (CH₃), 21.6 (CH₂), 21.4 (CH₂), 20.8 (CH₃), 20.7 (CH₃), 16.1 (CH₃), 15.7 (CH₃). MS, *m/z*, (%) = 351 (M+1)⁺. Anal. Calcd. for C₂₁H₃₄O₄ (350.25): C, 71.96; H 9.78%. Found: C, 72.12; H, 9.39%.

(2-Isopropyl-5-methylcyclohexyl)-2,2-dimethyl-5-oxotetrahydrofuran-3-carboxylate (4d).

Colorless viscous oil, yield 76%, 448 mg, dr = 1:1 (*t*_{R1} = 37.263, *t*_{R2} = 38.129, injector temp. 200 °C, detector temp. 250 °C, oven temp. 175 °C). IR (neat): ν 2957_s, 2872_s, 1785_s, 1731_s, 1270_s, 1253_s, 1212_s, 1175_s, 1120_s cm⁻¹. ¹H-NMR (300 MHz, CDCl₃, determined for two isomers): δ 4.69 (dt, *J* 4.4, 10.7, 1H, CH), 4.65 (dt, *J* 4.4, 10.7, 1H, CH), 3.16-2.93 (m, 4H, 2×CHCHH), 2.63 (dd, *J* 8.0, 17.2, 1H, CHH), 2.62 (dd, *J* 8.0, 17.2, 1H, CHH), 2.00-1.86, 1.86-1.69, 1.69-1.57, 1.57-1.50, 1.50-1.29, 1.29-1.22, 1.09-0.72 and 0.72-0.63 (each m, 48H, methine, methylene and methyl protons). ¹³C-NMR (75 MHz, CDCl₃, determined for two isomers): δ 174.0 (CO), 173.9 (CO), 169.3 (CO), 169.2 (CO), 84.4 (C), 84.3 (C), 76.0 (CH), 75.7 (CH), 50.9 (CH), 50.4 (CH), 46.8 (CH), 46.6 (CH), 40.6 (2×CH₂), 34.0 (CH₂), 33.9 (CH₂), 32.0 (CH₂), 31.6 (CH₂), 31.3 (2×CH), 28.4 (2×CH₃), 26.2 (CH), 26.1 (CH), 23.3 (CH₂), 23.2 (CH₃), 23.1 (CH₃), 22.8 (CH₂), 21.9 (CH₃), 21.8 (CH₃), 20.7 (CH₃), 20.6 (CH₃), 16.2 (CH₃), 15.6 (CH₃). MS, *m/z*, (%) = 296 (M⁺). Anal. Calcd. for C₁₇H₂₈O₄ (296.20): C, 68.89; H, 9.52%. Found: C, 68.65; H, 9.08%.

(2-Isopropyl-5-methylcyclohexyl)-2,2-diethyl-5-oxotetrahydrofuran-3-carboxylate (4e).

White solid, yield 80%, 521 mg, mp 78-85 °C (hexanes), dr = 1:1.6 (*t*_{R1} = 29.348, *t*_{R2} = 29.764, injector temp. 210 °C, detector temp. 250 °C, oven temp. (temp. program) 190-200 °C. IR (nujol): ν 1788_s, 1725_s, 1225_s cm⁻¹. ¹H-NMR (300 MHz, CDCl₃, determined for two isomers): δ 4.74 (dt, *J* 4.4, 10.7, 1H, CH), 4.71 (dt, *J* 4.4, 10.7, 1H, CH), 3.30 (t, *J* 9.4, 1H, CH), 3.29 (t, *J* 9.4, 1H, CH), 3.14-2.99 (m, 2H, 2×CHH), 2.70 (dd, *J* 9.4, 18.2, 1H, CHH), 2.69 (dd, *J* 9.4, 18.2,

1H, CHH), 2.10-1.33, 1.18-0.80 and 0.80-0.70 (each m, 56H, methine, methylene and methyl protons). ¹³C-NMR (75 MHz, CDCl₃, determined for two isomers): δ 174.5 (2×CO), 169.7 (2×CO), 89.2 (C), 89.1 (C), 76.1 (CH), 75.7 (CH), 47.1 (CH), 46.9 (CH), 46.8 (CH), 46.7 (CH), 40.6 (CH₂), 40.5 (CH₂), 34.1 (CH₂), 34.0 (CH₂), 32.4 (CH₂), 32.2 (CH₂), 31.3 (2×CH), 29.8 (CH₂), 29.7 (CH₂), 27.7 (CH₂), 27.6 (CH₂), 26.4 (CH), 26.1 (CH), 23.4 (CH₂), 22.9 (CH₂), 22.0 (CH₃), 21.9 (CH₃), 20.8 (CH₃), 20.7 (CH₃), 16.3 (CH₃), 15.7 (CH₃), 7.63 (2×CH₃), 7.59 (2×CH₃). MS, *m/z*, (%) = 324 (M⁺). Anal. Calcd. for C₁₉H₃₂O₄ (324.23): C, 70.34; H, 9.94%. Found: C, 70.67; H, 9.84%.

(2-Isopropyl-5-methylcyclohexyl)-5-oxo-2-styryltetrahydrofuran-3-carboxylate (5a).

Dienolate **2** generated from **1** (1 mmol) was treated with a solution of ZnCl₂ (1 M in THF, 2 mmol) and stirred at -78 °C for 1 h. A solution of cinnamaldehyde (132 mg, 1 mmol) in THF (2 mL) was added dropwise at -78 °C. The mixture was allowed to stir and slowly warmed up to r.t. overnight, quenched with 2 M HCl (5 mL, pH 1-2), diluted with H₂O (20 mL) and extracted with EtOAc (4 × 25 mL). The combined extracts were washed with H₂O, brine and dried (anh. Na₂SO₄). After removal of solvents, the crude product was treated with *p*-TsOH (13 mg) in dry CH₂Cl₂ (5 mL). After stirring at r.t. for 16 h, the reaction was quenched with H₂O and extracted with EtOAc (4 × 25 mL). The combined extracts were washed with H₂O, brine and dried (anh. Na₂SO₄). PLC (1:3:6; EtOAc/CH₂Cl₂/hexanes, double run) gave *cis*-**5a** and *trans*-**5a**.

cis-**5a**. Pale yellow oil, yield 52%, 191 mg. IR (neat): ν 1790_s, 1732_s, 1195_s cm⁻¹. ¹H-NMR (CDCl₃, 300 MHz, determined for two isomers): δ 7.06-7.27 (m, 10H, PhH), 6.74 (d, *J* 15.8, 1H, PhCH), 6.73 (d, *J* 15.8, 1H, PhCH), 6.29-6.18 (m, 2H, 2×CH), 5.24-5.12 (m, 2H, 2×CH), 4.84-4.70 (m, 2H, 2×CH), 3.30-3.18 (m, 2H, 2×CH), 3.08-2.80 (m, 4H, 2×CH₂), 2.08-1.94 (m, 2H, 2×CH), 1.89-1.60, 1.60-1.32, 1.16-0.83, 0.82-0.72, 0.72-0.67 (each m, 34H, methine, methylene and methyl protons). ¹³C-NMR (75 MHz, CDCl₃, determined for two isomers): δ 174.1 (CO), 174.0 (CO), 170.2 (CO), 170.0 (CO), 135.4 (C), 135.3 (C), 134.3 (2×CH), 133.8 (2×CH), 128.7 (2×CH), 128.6 (CH), 128.5 (CH), 126.8 (2×CH), 126.7 (2×CH), 124.8 (CH), 124.6 (CH), 82.2 (CH), 81.8 (CH), 76.1 (CH), 76.0 (CH), 47.4 (CH), 47.0 (CH), 46.9 (CH), 46.8 (CH), 40.8 (CH₂), 40.7 (CH₂), 34.0 (2×CH₂), 32.3 (CH₂), 31.9 (CH₂), 31.4 (2×CH), 26.4 (CH), 26.1 (CH), 23.3 (CH₂), 23.0 (CH₂), 21.9 (2×CH₃), 20.7 (CH₃), 20.6 (CH₃), 16.2 (CH₃), 15.8 (CH₃). MS, *m/z*, (%) = 371 (M+H)⁺. HRMS Calcd. for C₂₃H₃₀NaO₄ [M+Na]⁺: 393.2042. Found 393.2037.

trans-**5a**. White solid, yield 24%, 88 mg, mp 98-100 °C (CH₂Cl₂/hexanes). IR (neat): ν 1789_s, 1734_s, 1193_s cm⁻¹. ¹H-NMR (300 MHz, CDCl₃): δ 7.36-7.14 (m, 5H, PhH), 6.66 (d, *J* 15.8, 1H, PhCH), 6.07 (dd, *J* 7.2, 15.8, 1H, CH), 5.26 (dd, *J* 7.2, 7.8, 1H, CH), 4.59 (dt, *J* 4.4, 10.9, 1H, CH), 3.53 (ddd, *J* 7.5, 7.8, 8.5, 1H, CH), 2.95 (dd, *J* 7.5, 17.6, 1H, CHH), 2.66 (dd, *J* 8.5, 17.6, 1H, CHH), 1.88-1.76, 1.76-1.62, 1.62-1.42, 1.39-1.20, 1.00-0.50 (each m, 15H, methine, methylene and methyl protons), 0.47 (d, *J* 6.9, 3H, CH₃). ¹³C-NMR (75 MHz, CDCl₃): δ 174.7 (CO), 169.0 (CO), 135.2 (C), 135.1 (2×CH), 128.6 (2×CH), 126.9 (2×CH), 121.6 (CH), 80.2 (CH), 76.0 (CH), 46.5 (CH), 45.8 (CH), 41.0 (CH₂), 33.9 (CH₂), 31.4 (CH₂), 31.3 (CH), 26.0 (CH), 22.9 (CH₂), 21.8 (CH₃), 20.7 (CH₃), 15.7 (CH₃). MS, *m/z*, (%) = 393 (M+Na)⁺. HRMS Calcd. for C₂₃H₃₀NaO₄ [M+Na]⁺: 393.2042. Found: 393.2055.

(2-Isopropyl-5-methylcyclohexyl)-5-oxo-2-(3,4,5-trimethoxyphenyl)tetrahydrofuran-3-carboxylate (5b). Treatment of **2** generated from **1** (1 mmol) with ZnCl₂ (2 mmol) and 3,4,5-trimethoxybenzaldehyde (196 mg, 1 mmol) followed by lactonization gave *cis*-**5b** and *trans*-**5b**.

cis-**5b**. Pale yellow gum, yield 59%, 216 mg. IR (neat): ν 1785_s, 1725_s, 1595_s, 1464_s, 1192_s, 1131_s cm⁻¹. ¹H-NMR (500 MHz, CDCl₃, determined for two isomers): δ 6.49 (s, 2H, ArH), 6.48 (s, 2H, ArH), 5.50 (d, *J* 7.7, 1H, CH), 5.49 (d, *J* 7.8, 1H, CH), 4.70 (dt, *J* 4.4, 11.1, 1H, CH), 4.67 (dt, *J* 4.5, 11.1, 1H, CH), 3.79 (s, 6H, 2×OCH₃), 3.78 (s, 6H, 2×OCH₃), 3.77 (s, 3H, OCH₃), 3.76 (s, 3H, OCH₃), 3.30-3.20 (m, 2H, 2×CH), 2.95-2.80 (m, 4H, 2×CH₂), 1.95-1.87 (m, 2H), 1.75-1.67 (m, 1H), 1.65-1.50 (m, 5H), 1.47-1.35 (m, 2H), 1.35-1.25 (m, 2H), 1.05-0.86 (m, 4H), 0.85-0.80 (m, 11H), 0.75 (d, *J* 7.0, 3H, CH₃), 0.68 (d, *J* 7.0, 3H, CH₃), 0.62 (d, *J* 7.0, 3H, CH₃). ¹³C-NMR (125 MHz, CDCl₃, determined for two isomers): δ 174.0 (CO), 173.9 (CO), 170.3 (CO), 170.2 (CO), 153.6 (2×C), 153.5 (2×C), 133.6 (2×C), 133.3 (2×C), 102.5 (2×CH), 102.3 (2×CH), 82.4 (CH), 82.3 (CH), 76.0 (CH), 75.9 (CH), 60.7 (2×OCH₃), 56.1 (4×OCH₃), 49.1 (CH), 49.0 (CH), 46.8 (CH), 46.7 (CH), 40.8 (CH₂), 40.7 (CH₂), 33.9 (2×CH₂), 32.7 (CH₂), 32.4 (CH₂), 31.2 (2×CH), 26.3 (CH), 26.2 (CH), 23.2 (CH₂), 23.1 (CH₂), 21.8 (2×CH₃), 20.6 (CH₃), 20.5 (CH₃), 16.1 (CH₃), 16.0 (CH₃). MS, *m/z*, (%) = 435 (M+H)⁺. HRMS Calcd. for C₂₄H₃₅O₇ [M+H]⁺: 435.2383. Found: 435.2367.

trans-**5b**. Pale yellow gum, yield 12%, 50 mg. IR (neat): ν 1785_s, 1725_s, 1595_s, 1509_s, 1464_s, 1199_s, 1131_s cm⁻¹. ¹H-NMR (300 MHz, CDCl₃, determined for two isomers): δ 6.47 (s, 2H, ArH), 6.45 (s, 2H, ArH), 5.60 (d, *J* 7.4, 2H, 2×CH), 4.40-4.25 (m, 2H, 2×CH), 3.79 (s, 12H, 4×OCH₃), 3.76 (s, 6H, 2×OCH₃), 3.70-3.55 (m, 2H, 2×CH), 3.05-2.70 (m, 4H, 2×CH₂), 1.60-1.30 (m, 6H), 1.30-1.00 (m, 6H), 0.95-0.80 (m, 18H), 0.52 (d, *J* 6.8, 3H, CH₃), 0.40 (d, *J* 6.8, 3H, CH₃). ¹³C-NMR (125 MHz, CDCl₃, determined for two isomers): δ 174.8 (CO), 174.6 (CO), 169.6 (CO), 169.4 (CO), 153.3 (4×C), 138.2 (C), 138.0 (C), 130.5 (2×C), 103.1 (2×CH), 102.8 (2×CH), 81.3 (CH), 81.2 (CH), 75.5 (CH), 75.4 (CH), 60.8 (OCH₃), 60.7 (OCH₃), 56.1 (2×OCH₃), 56.0 (2×OCH₃), 46.8 (CH), 46.6 (CH), 46.5 (CH), 46.1 (CH), 40.4 (CH₂), 39.9 (CH₂), 33.9 (2×CH₂), 33.0 (CH₂), 32.4 (CH₂), 31.1 (CH), 31.0 (CH), 25.9 (CH), 25.6 (CH), 23.0 (CH₂), 22.7 (CH₂), 21.8 (CH₃), 21.7 (CH₃), 20.6 (CH₃), 20.5 (CH₃), 16.1 (CH₃), 16.0 (CH₃). HRMS Calcd. for C₂₄H₃₄NaO₇ [M+Na]⁺: 457.2202. Found: 457.2219.

(2-Isopropyl-5-methylcyclohexyl)-4-((*E*)-1-hydroxy-3-phenylallyl)-5-oxo-2-styryltetrahydrofuran-3-carboxylate (6). White solid, yield 56%, 281 mg, mp 188-189 °C (CH₂Cl₂/hexanes), [α]_D²⁴ -41° (*c* 1, CH₂Cl₂). IR (KBr): ν 3531_{br}, 1794_s, 1728_s, 1323_m, 1178_s, 1165_s cm⁻¹. ¹H-NMR (300 MHz, CDCl₃): δ 7.46-7.19 (m, 10H, PhH), 6.77 (d, *J* 15.7, 1H, PhCH), 6.71 (d, *J* 15.7, 1H, PhCH), 6.25 (dd, *J* 8.2, 15.8, 1H, CH), 6.17 (dd, *J* 5.0, 15.9, 1H, CH), 5.25-5.03 (m, 1H, CH), 4.97 (t, *J* 8.2, 1H, CH), 4.56 (dt, *J* 4.2, 10.9, 1H, CH), 3.55-3.40 (m, 2H, 2×CH), 2.60-2.45 (br s, 1H, OH), 1.80-1.60 (m, 2H, 2×CH), 1.60-1.48 (m, 3H, 3×CHH), 1.35-1.13 (m, 1H, CH), 1.00-0.80 (m, 1H, CHH), 0.75-0.62 (m, 1H, CHH), 0.62-0.48 (m, 10H, CHH and 3×CH₃). ¹³C-NMR (75 MHz, CDCl₃): δ 174.9 (CO), 170.8 (CO), 136.1 (C), 135.7 (CH), 135.2 (C), 131.3 (CH), 128.7 (CH), 128.6 (4×CH), 128.0 (CH), 127.5 (CH), 126.9 (2×CH), 126.6 (2×CH), 124.2 (CH), 81.7 (CH), 76.2 (CH), 68.9 (CH), 51.3 (CH), 47.7 (CH),

46.5 (CH), 40.2 (CH₂), 33.9 (CH₂), 31.1 (CH), 25.6 (CH), 22.7 (CH₂), 21.7 (CH₃), 20.4 (CH₃), 15.3 (CH₃). MS, *m/z*, (%) = 525 (M+Na)⁺. HRMS Calcd. for C₃₂H₃₈NaO₅ [M+Na]⁺: 525.2617. Found: 525.2626.

Bis(2-isopropyl-5-methylcyclohexyl) 2-benzylsuccinate (8). Dienolate **2** derived from **1** (1 mmol) was treated with a solution of benzyl bromide (178 mg, 1 mmol) in THF (2 mL) at -78 °C for 2 h. The reaction mixture was quenched with a saturated NH₄Cl solution at -78 °C, warmed up to r.t., and extracted with EtOAc (3 × 10 mL). CC (1% EtOAc in hexane) gave **8**. Colorless viscous oil, yield 89%, 435 mg, dr = 1:1.2 (determined by ¹³C-NMR (without NOE) spectrum); IR (neat): ν 2956_s, 2870_s, 1732_s, 1456_s, 1370_s, 1175_s, 1149_s cm⁻¹. ¹H-NMR (300 MHz, CDCl₃, determined for two isomers): δ 7.24-7.07 (m, 10H, PhH), 4.65-4.50 (m, 4H, 4×CH), 3.11-2.90 (m, 4H, 2×CHCHHPh), 2.75-2.63 (m, 2H, 2×CHHPh), 2.61-2.50 (m, 2H, 2×CHH), 2.36-2.22 (m, 2H, 2×CHH), 1.94-1.68, 1.64-1.20, 1.03-0.61, 0.59-0.52 (each m, 72H, methine, methylene and methyl protons). ¹³C-NMR (75 MHz, CDCl₃, determined for two isomers): δ 173.8 (CO), 173.6 (CO), 171.25 (CO), 171.23 (CO), 138.4 (C), 138.3 (C), 129.1 (2×CH), 129.0 (2×CH), 128.4 (4×CH), 126.52 (CH), 126.51 (CH), 74.5 (CH), 74.43 (CH), 74.39 (CH), 74.28 (CH), 46.91 (CH), 46.87 (CH), 46.85 (CH), 46.76 (CH), 43.4 (CH), 43.0 (CH), 40.8 (2×CH₂), 40.6 (CH₂), 40.5 (CH₂), 37.74 (CH₂), 37.70 (CH₂), 35.8 (CH₂), 35.2 (CH₂), 34.21 (2×CH₂), 34.19 (2×CH₂), 31.33 (2×CH), 31.31 (CH), 31.28 (CH), 26.2 (CH), 26.1 (CH), 25.9 (CH), 25.7 (CH), 23.4 (CH₂), 23.3 (CH₂), 23.2 (CH₂), 23.0 (CH₂), 22.0 (CH₃), 21.99 (CH₃), 21.97 (CH₃), 21.96 (CH₃), 20.81 (CH₃), 20.80 (CH₃), 20.76 (CH₃), 20.7 (CH₃), 16.3 (CH₃), 16.2 (CH₃), 16.1 (CH₃), 15.9 (CH₃). MS, *m/z*, (%) = 484 (M⁺). Anal. Calcd. for C₃₁H₄₈O₄ (484.36): C, 76.82; H, 9.98%. Found: C, 76.93; H, 10.24%.

Bis(2-isopropyl-5-methylcyclohexyl)-2,3-dibenzylsuccinate (9). White solid, yield 7%, 41 mg, mp 134-139 °C (EtOAc/hexanes). IR (nujol): ν 1740_s, 1723_s, 1197_s, 1163_s, 1148_s cm⁻¹. ¹H-NMR (300 MHz, CDCl₃, determined as mixtures of isomers): δ 7.30-7.05 (m, 20H, PhH), 4.70-4.57 (m, 4H, 4×CH), 3.15-2.90 (m, 12H), 2.07-1.92, 1.90-1.52, 1.52-1.18, 1.12-0.58 (each m, 72H, methine, methylene and methyl protons). ¹³C-NMR (75 MHz, CDCl₃, determined as mixtures of isomers): δ 172.8 (2×CO), 172.7 (2×CO), 139.1 (2×C), 139.0 (2×C), 129.1 (CH), 129.0 (CH), 128.9 (CH), 128.4 (CH), 128.3 (CH), 126.3 (CH), 74.6 (2×CH), 74.5 (2×CH), 48.6 (2×CH), 48.0 (2×CH), 46.8 (2×CH), 40.8 (2×CH₂), 40.6 (2×CH₂), 35.3 (2×CH₂), 34.9 (2×CH₂), 34.2 (2×CH₂), 34.1 (2×CH₂), 31.4 (2×CH), 31.3 (2×CH), 25.7 (2×CH), 25.6 (2×CH), 23.1 (2×CH₂), 23.0 (2×CH₂), 22.0 (2×CH₃), 21.9 (2×CH₃), 20.9 (2×CH₃), 20.8 (2×CH₃), 16.0 (2×CH₃), 15.9 (2×CH₃). MS, *m/z*, (%) = 576 (M+1)⁺, 575 (M⁺). HRMS Calcd. for C₃₈H₅₄NaO₄ [M+Na]⁺: 597.3920. Found: 597.3969.

Acknowledgements

We acknowledge financial supports from Mahidol University (to D.S.), the Thailand Research Fund (BRG5380019), the Office of the Higher Education Commission and Mahidol University

under the National Research Universities Initiative, and the Center of Excellence for Innovation in Chemistry (PERCH-CIC).

References and Notes

1. See, for examples; (a) Csáký, A. G.; Plumet, J. *Chem. Soc. Rev.* **2001**, *30*, 313. (b) Sibi, M. P.; Liu, P.; Ji, J.; Hajra, S.; Chen, J. *J. Org. Chem.* **2002**, *67*, 1738. (c) Sibi, M. P.; Hasegawa, H. *Org. Lett.* **2002**, *4*, 3347. (d) Langer, T.; Illich, M.; Helmchen, G. *Synlett* **1996**, 1137. (e) Beckett, R. P.; Crimmin, M. J.; Davis, M. H.; Spavold, Z. *Synlett* **1993**, 137. (f) Kim, H.-C.; Park, O.-S. *Tetrahedron: Asymmetry* **2008**, *19*, 896. (g) Hajra, S.; Karmakar, A.; Giri, A. K.; Hazra, S. *Tetrahedron Lett.* **2008**, *49*, 3625. (h) Patel R. M.; Argade, N. P. *Synthesis* **2010**, 1188. (i) Wang, X.; Lin, J.; Chen, Y.; Zhong, W.; Zhao, G.; Liu, H.; Li, S.; Wang, L.; Li, S. *Bioorg. Med. Chem.* **2009**, *17*, 1898.
2. (a) Long, N. R.; Rathke, M. W. *Synth. Commun.* **1981**, *11*, 687. (b) Mahalanabis, K. K.; Mumtaz, M.; Snieckus, V. *Tetrahedron Lett.* **1982**, *23*, 3971. (c) Mahalanabis, K. K.; Mumtaz, M.; Snieckus, V. *Tetrahedron Lett.* **1982**, *23*, 3975. (d) Furuta, K.; Misumi, A.; Mori, A.; Ikeda, N.; Yamamoto, H. *Tetrahedron Lett.* **1984**, *25*, 669. (e) Furuta, K.; Ikeda, N.; Yamamoto, H. *Tetrahedron Lett.* **1984**, *25*, 675. (f) Garratt, P. J.; Zahler, R. *Tetrahedron Lett.* **1979**, *20*, 73. (g) Bilyard, K. G.; Garratt, P. J.; Underwood, A. J.; Zahler, R. *Tetrahedron Lett.* **1979**, *20*, 1815. (h) Garratt, P. J.; Porter, J. R. *Tetrahedron Lett.* **1987**, *28*, 351. (i) Garratt, P. J.; Pielke, M.; Porter, J. R. *Tetrahedron Lett.* **1987**, *28*, 589. (j) Doecke, C. W.; Garratt, P. J. *J. Chem. Soc., Chem. Commun.* **1981**, 873. (k) Bilyard, K. G.; Garratt, P. J. *Tetrahedron Lett.* **1981**, *22*, 1755. (l) Jun, J.-G.; Mundy, B. P. *Bull. Korean Chem. Soc.* **1987**, *8*, 310. (m) Corey, E. J.; Su, W.-G. *Tetrahedron Lett.* **1987**, *28*, 5241. (n) Girard, C.; Bloch, R. *Tetrahedron Lett.* **1982**, *23*, 3683. (o) Noire, P. D.; Franck, R. W. *Tetrahedron Lett.* **1982**, *23*, 1031. (p) Pohmakotr, M.; Reutrakul, V.; Phongpradit, T.; Chansri, A. *Chem. Lett.* **1982**, 687.
3. Sibi, M. P.; Deshpande, P. K.; La Loggia, A. J. *Synlett* **1996**, 343, and references cited therein.
4. (a) Pohmakotr, M.; Harnying, W.; Tuchinda, P.; Reutrakul, V. *Helv. Chim. Acta* **2002**, *85*, 3792. (b) Pohmakotr, M.; Sampaongoen, L.; Issaree, A.; Tuchinda, P.; Reutrakul, V. *Tetrahedron Lett.* **2003**, *44*, 6717. (c) Pohmakotr, M.; Issaree, A.; Sampaongoen, L.; Tuchinda, P.; Reutrakul, V. *Tetrahedron Lett.* **2003**, *44*, 7937. (d) Pohmakotr, M.; Komutkul, T.; Tuchinda, P.; Prabpai, S.; Kongsaree, P.; Reutrakul, V. *Tetrahedron* **2005**, *61*, 5311. (e) Pohmakotr, M.; Pinsa, A.; Mophuang, T.; Tuchinda, P.; Prabpai, S.; Kongsaree, P.; Reutrakul, V. *J. Org. Chem.* **2006**, *71*, 386.
5. (a) Ayres, D. C.; Loike, J. D. *Lignans: Chemical, Biological and Clinical Properties*; Cambridge University Press: Cambridge, 1990. (b) Ward, R. S. *Nat. Prod. Rep.* **1999**, *16*, 75.

6. (a) Pohmakotr, M.; Soorukram, D.; Tuchinda, P.; Prabpai, S.; Kongsaree, P.; Reutrakul, V. *Tetrahedron Lett.* **2004**, *45*, 4315. (b) Jung, J.-C.; Kim, J.-C.; Moon, H.-I.; Park, O.-S.; *Tetrahedron Lett.* **2006**, *47*, 6433. (c) Kim, J.-C.; Kim, K.-H.; Jung, J.-C.; Park, O.-S.; *Tetrahedron: Asymmetry* **2006**, *17*, 3. (d) Evans, D. A.; Takacs, J. M. *Tetrahedron Lett.* **1980**, *21*, 4233.
7. Misumi, A.; Iwanaga, K.; Furuta, K.; Yamamoto, H. *J. Am. Chem. Soc.* **1985**, *107*, 3343.
8. (a) Lee, E.; Choi, S. J.; Kim, H.; Han, H. O.; Kim, Y. K.; Min, S. J.; Son, S. H.; Lim, S. M.; Jang, W. S. *Angew. Chem. Int., Ed.* **2002**, *41*, 176. (b) Trost, B. M.; Dirat, O.; Gunzner, J. L. *Angew. Chem. Int., Ed.* **2002**, *41*, 841. (c) Kende, A. S.; Fujii, Y.; Mendoza, J. S. *J. Am. Chem. Soc.* **1990**, *112*, 9645. (d) Myers, M. C.; Witschi, M. A.; Larionova, N. V.; Franck, J. M.; Haynes, R. D.; Hara, T.; Grajkowski, A.; Appella, D. H. *Org. Lett.* **2003**, *5*, 2695. (e) Pokorski, J. K.; Myers, M. C.; Appella, D. H. *Tetrahedron Lett.* **2005**, *46*, 915.
9. Furuta, K.; Iwanaga, K. K.; Yamamoto, H. *Org. Synth.* **1993**, *Coll. Vol. 8*, 141.
10. In general, it was widely assumed that *Z* enolates tend to give *syn* aldols and *E* enolates tend to give *anti* aldols. Moreover, greater *anti* selectivity was usually observed in the zinc-mediated aldol reactions. See; Heathcock, C. H. In *Asymmetric Synthesis*; Morrison, J. D. Ed.; Academic Press: Orlando, **1984**, Vol. 3, p 111.
11. Hydrolysis of *trans*-**5a** using LiOH in THF at room temperature gave the corresponding *trans*-paraconic acid, whereas hydrolysis of *cis*-**5a** under similar reaction conditions led to partial racemization providing *cis*- and *trans*-paraconic acids.
12. The diastereomeric ratio of compound **8** was determined from the ¹³C-NMR (without NOE) spectra.