

The first example of amine-induced reversal of diastereoselectivity in acylation of some *trans*-2-substituted cyclohexanols

Andrey V. Samoshin, Jasper Visser, Matthew Curtis, Vyacheslav V. Samoshin, and
Andreas H. Franz*

Department of Chemistry, University of the Pacific, 3601 Pacific Avenue, Stockton, CA 95211,
USA[†]

E-mail: afranz@pacific.edu

DOI: <http://dx.doi.org/10.3998/ark.5550190.0013.803>

Abstract

The reaction between racemic acyl chlorides and racemic *trans*-2-substituted-cyclohexanols proceeds diastereoselectively. We found for the first time that addition of a tertiary amine not only accelerates the acylation, but for some substituents leads to complete inversion of diastereoselectivity. These observations have been rationalized in terms of a possible stereoselective intramolecular assistance by the substituent group during the acylation of the neighboring hydroxyl group.

Keywords: Reversed stereoselectivity, double stereodifferentiation, stereoselective acylation, neighboring group participation

Introduction

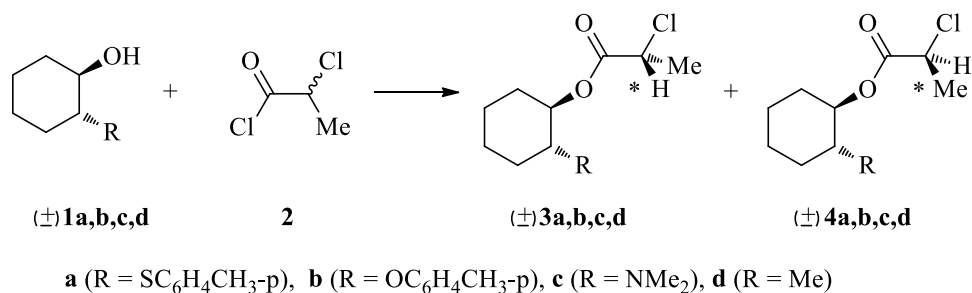
The methods for kinetic resolution of racemates are based on a difference in reaction rates between enantiomers interacting with an asymmetric reagent or catalyst. Many examples have been described in the literature and the topic has been reviewed extensively.²⁻⁴ When both participating molecular species in a reaction are chiral, the result depends on the absolute configuration of each of them. This situation is described as ‘double stereodifferentiation’ or ‘matched-mismatched’ reaction partners.²⁻⁴ In particular, enantiopure acylating reagents allow for resolution of racemic alcohols and amines.^{2,3} The stereoselectivity of such reactions was found to depend on the structure of reactants, as well as on reaction conditions, *e.g.* solvent, temperature, and additives.²⁻¹¹ Variation of conditions may cause a substantial change of stereoselectivity, sometimes even its reversal to an alternative configuration of a product. Such a reversal of enantioselectivity has been described for the transfer of non-chiral acyl groups from chiral reagents to racemic secondary amines (due to solvent and salt effects),^{5,6} and to racemic secondary alcohols⁷ and hemiaminals⁸ (due to the presence of strongly basic amines). Sensitivity to added amines has been found also for a diastereoselective transfer of chiral acyl groups to

racemic substrates. Thus, a large change of the product diastereomeric excess caused by added amine was observed for the acylation of some racemic heterocyclic amines with optically active acyl chlorides.⁹ The excess varied from 14 to 80% depending on the additive, but the same diastereomer remained the major product. An even more dramatic change was reported for the kinetic resolution of racemic secondary alcohols by reaction with optically active acyl chlorides mediated by added *N*-methylimidazole: from 0% *de* in case of an acyl chloride itself to 98% *de* in presence of this amine.¹⁰ Interestingly, the reaction remained non-stereoselective in the presence of pyridine or DMAP.¹⁰ However, to the best of our knowledge, a reversal of diastereoselectivity during acylation as a result of solvent change or additive has never been observed before.

Results and Discussion

During the course of our studies towards synthetic applications of sulfonium ions, we found that for *trans*-2-(*p*-tolylsulfanyl)cyclohexanol **1a** the extent of diastereoselectivity of acylation can be not only changed, but even reversed by addition of pyridine and other tertiary amines (Scheme 1).¹ Herein we report results on the diastereoselectivity during acylation of structurally related *trans*-2-substituted cyclohexanols **1a-c** with 2-chloropropanoyl chloride **2** as compared to *trans*-2-methylcyclohexanol **1d**. In our experiments, all reactants and the products of acylation were racemic mixtures.

The starting racemic *trans*-cyclohexanols **1a-c** were prepared by cleavage of cyclohexene oxide (see Experimental Section). Racemic *trans*-2-methylcyclohexanol **1d** was purchased and used without modifications. The acylation reactions were initially carried out with alcohol (1 mmol) and acyl chloride **2** (1.5 mol equiv.) in dichloromethane, in the presence or absence of pyridine additive (1-2 equiv.).



Scheme 1. Acylation of racemic *trans*-2-substituted cyclohexanols with racemic 2-chloropropanoyl chloride. The stereochemical assignments of **3** and **4** are arbitrary.

We also performed the acylation directly in NMR tubes in CDCl₃ on a smaller scale and monitored the progress of reaction (Table 1). Two portions of **1** (0.1 mmol or less each) were

dissolved in CDCl_3 along with equimolar amounts of the acid chloride **2**. Pyridine- d_5 was added to one of these samples, and $^1\text{H-NMR}$ spectra of the two samples were subsequently acquired periodically over 24 h to monitor the disappearance of **1** and the appearance of the ester products. The relative product ratios **3:4** remained constant in time throughout the experiment. Furthermore, the transient presence of one or multiple unidentified intermediate species was observed in the spectrum. The NMR-signals from the intermediate species increased in intensity initially and disappeared as the reactions progressed. Worthy of note was that the 24 h conversions for **1b** (9% without pyridine, 67% with pyridine) were significantly less than those of **1a** and **1c** derivatives (33-94% without pyridine, 89% with pyridine) (Table 1). We also noticed that higher nucleophilicity of the substituent's heteroatom X (O in **1b** \rightarrow S in **1a** \rightarrow N in **1c**) or higher basicity of the reaction medium overall after addition of base caused higher reaction rates. This was consistent with the general behavior of acylation reactions. Interestingly, the use of *N,N*-diisopropylethylamine (Hünig's base) as a sterically-hindered additive slowed the reaction down.

Table 1. Data from $^1\text{H-NMR}$ integration after ~ 24 h (± 1 h) in CDCl_3 at RT. Values are averages of triplicate experiments

Entry	Cpd.	ROH:RCOCl:Amine ^a	Conversion, % ^b	Cpd. 3:4 ^c
1	1a	1 : 1 : 0	33	1.0 : 4.1
2	1a	1 : 2 : 0	56	1.0 : 4.0
3	1a	1 : 1 : 1	89	3.2 : 1.0
4	1a	1 : 2 : 2	100	2.5 : 1.0
5	1a	1 : 2 : 2 ^d	49	1.4 : 1.0
6	1b	1 : 1 : 0	9	1.0 : 4.2
7	1b	1 : 1 : 1	67	5.6 : 1.0
8	1c	1 : 2.5 : 0	94	1.0 : 2.7
9	1c	1 : 2.5 : 2.5	92 ^e	1.5 : 1.0
10	1d	1 : 1 : 0	66	1.0 : 1.5
11	1d	1 : 2 : 0	88	1.0 : 1.4
12	1d	1 : 1 : 1	90	1.0 : 1.3
13	1d	1 : 2 : 2	100	1.0 : 1.2

^aPyridine, unless noted otherwise. Error: ± 0.1 ; ^bBased on conversion of ROH. Error: $\pm 1\%$; ^cArbitrary diastereomeric assignment. Error: ± 0.1 ; ^dHünig's base; ^emeasured after only 1.3 h due to buildup of side products.

The diastereomeric products of **3** and **4** were virtually inseparable by TLC or column chromatography. After chromatographic purification of the diastereomeric **3/4** mixtures, we determined the ratio from integral intensities of appropriate signals in $^1\text{H-NMR}$ spectra (Figure 1). In all acylation experiments, we observed weak to modest diastereoselectivity (Table 1). The diastereoselectivities observed in triplicate experiments on the millimolar scale and on the NMR-scale were comparable.

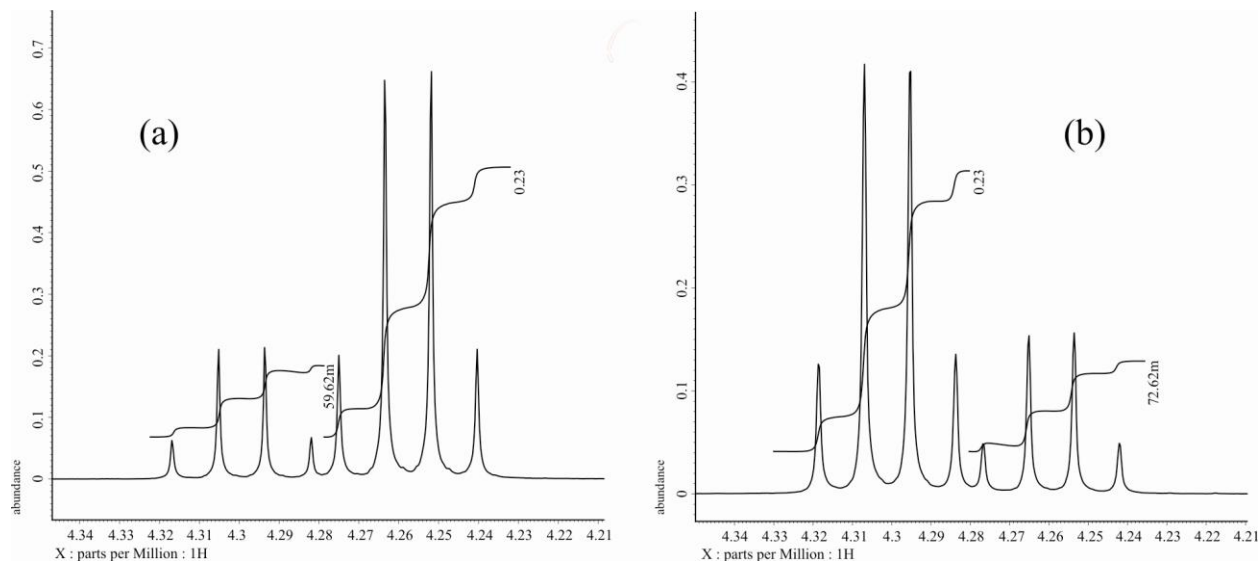
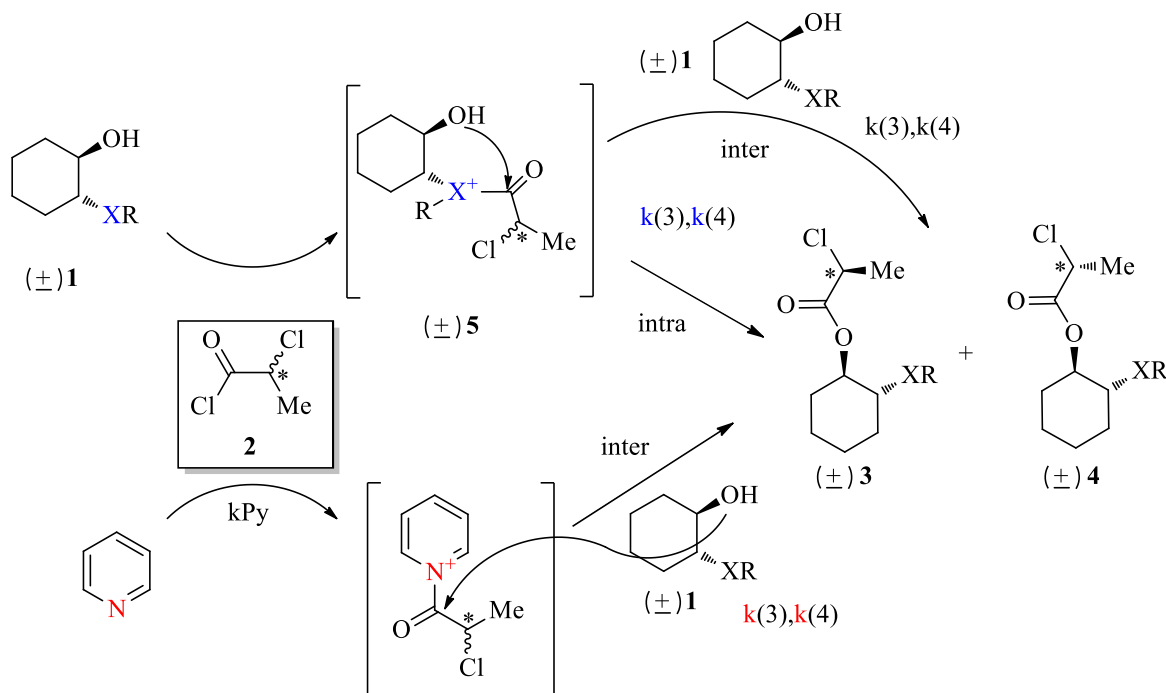


Figure 1. The signals H-*C-Cl in the $^1\text{H-NMR}$ spectra (600 MHz) of the isolated chloropropanoyl esters **3a** and **4a** of racemic *trans*-2-(*p*-tolylsulfanyl)cyclohexanol **1a**, prepared in absence (a) and in presence (b) of pyridine.

The acylation of methylcyclohexanol **1d** did not show much diastereoselectivity, and the addition of pyridine showed only a slight effect on the ratio of products **3d** and **4d** (arbitrary assignment of structures) within experimental error. However, in the case of hetero-substituted **1a-c**, addition of pyridine led to an unprecedented reversal of diastereoselectivity (Table 1, Figure 1). In the case of sulfide **1a**, the ratios of the isolated product mixtures in the macroscale reaction were 1:3.7 (average) without pyridine, and 2.7:1 (average) in the presence of pyridine. In the reactions on the NMR-scale, the respective ratios were 1:4 (average) and 2.8:1 (average). The small differences can likely be attributed to workup and chromatographic separation losses in the case of experiments on larger scale. Very similar reversal of diastereoselectivity upon addition of pyridine was also seen in the ether and amine derivatives **1b** and **1c**, respectively. The strongest reversal of product distributions was observed in the case of ether **1b**. The diastereomeric ratio of the ester products **3b:4b** changed from 1:4.2 in the absence of pyridine to 5.6:1 when pyridine was present. These data point to the central role the substituent's heteroatom plays in the diastereoselectivity of reaction.

The possibility of isomerization or stereochemical scrambling due to the presence of pyridine over time was ruled out. The purified product mixtures obtained from reactions in absence or presence of pyridine were mixed subsequently with pyridine-*d*₅ and allowed to stay at room temperature for over a week with no discernible effects on the distributions of the diastereomers in either of the two mixtures.

The observed reversal of diastereoselectivity may result from a change in relative contributions by the alternative competitive acyl transfer pathways with different diastereoselectivities (Scheme 2). Amines are known to react quickly with acid anhydrides and acyl chlorides to produce even more active acylating agents – acyl ammonium salts; thus, they act as catalysts. For instance, pyridine and its derivatives are very popular catalysts for acylation.^{12,13} Different shape, size and positive charge of acyl pyridinium compared to acyl chloride may provide the simplest explanation for the change of stereoselectivity. However, the previously published data⁵⁻¹⁰ did not reveal such a dramatic role of pyridine in similar reactions. We suggest that the participation of RX as a neighboring group in the absence of more basic/nucleophilic species like pyridine is a reasonable mechanistic explanation for the amine-induced reversal of diastereoselectivity.



Scheme 2. Plausible pathways leading to the observed amine-induced reversal of diastereoselectivity in the acylation of alcohols **1**.

When no amine is added, the preliminary complexation/coordination of the acyl chloride with the nucleophilic atom X produces an intermediate acylium ion **5** from which the acyl group is transferred intramolecularly to the neighboring hydroxyl group (Scheme 2). The two intermediate acylium diastereomers can be assumed to form with different rates and transfer the

acyl group intramolecularly with different rates. Overall, the diastereomers **3a** and **4a** result in different amounts reflecting differences in rate of formation.

In presence of pyridine the reaction takes a different pathway. Pyridine forms the acyl pyridinium cation quickly and predominantly for subsequent intermolecular transfer of the acyl moiety to the alcohol group. The transition state and resulting diastereoselectivity for this process will be markedly different from the intramolecular mechanism described above. It will be different from other mechanistic alternatives as well: direct acylation of the hydroxyl by **2** or intermolecular acyl transfer from **5** to another molecule of **1**. However, the latter are likely only minor contributing pathways as the hydroxyl is not a particularly good nucleophile, and the intermolecular acyl transfer from **5** to another molecule of **1** would probably require substantial structural reorganization and be kinetically slower than an intramolecular transfer within **5**.

The variation of diastereoselectivity of acylation with the nature of group RX seems to support the concept of the intramolecular acyl transfer. Thus, ether **1b** with weakly basic oxygen demonstrated the most significant reversal of diastereoselectivity, while the stronger basicity of the tertiary amine in **1c** led to the smallest diastereoselectivity. This is reasonable as oxygen is neither very basic nor nucleophilic, and thus cannot compete for the acyl group with the much more nucleophilic and, thus more reactive pyridine. The more basic and nucleophilic nitrogen of the dimethylamino moiety in **1c** competes favorably with the less sterically-hindered but less nucleophilic pyridine, thus leading to the reduced effect of the latter on diastereoselectivity. Compared to oxygen and nitrogen, the sulfur in sulfide **1a** has intermediate nucleophilicity and its acylation showed diastereoselectivity effects between those for **1b** and **1c**.

Conclusions

To the best of our knowledge, we have observed the first example of acylation of certain racemic *trans*-2-substituted cyclohexanols with racemic acyl chloride during which the addition of a tertiary amine led to the reversal of diastereoselectivity. Further studies of this and other reactions are in progress including variation of the nucleophilic additives and the structure of alcohols and acylating agents.

Experimental Section

General. Cyclohexene, *p*-thiocresol, *p*-cresol, dimethylamine (solution), NBS, and pyridine were obtained from Sigma-Aldrich. The compounds *trans*-2-methylcyclohexanol (**1d**) and 2-chloropropanoyl chloride (**2**) were purchased from Alfa Aesar. Column chromatography was performed on silica gel (Sorbent Technologies, 40-75 μm). $^1\text{H-NMR}$ and $^{13}\text{C-NMR}$ spectra were acquired on a JEOL ECA-600 NMR-spectrometer (600 and 150 MHz, respectively). Accurate mass measurements were performed on the JEOL AccuTOF DART Mass Spectrometer

(Peabody, MA, USA) with a resolving power of 7,500 with polyethyleneglycol as an internal reference.

Compound (\pm)1a [(\pm)-*trans*-2-(*p*-tolylsulfanyl)cyclohexanol].¹⁴ To a solution of cyclohexene (10.2 mL, 100 mmol) in aqueous THF (200 mL, THF/H₂O 3:1), NBS (21.44 g, 120 mmol) was added slowly and left to stir overnight. Diethyl ether (200 mL) was added to the reaction mixture followed by NaOH solution (10%, 100 mL) and left to stir overnight. The aqueous layer was separated from the organic and extracted with diethyl ether (75 mL). Organic phases were combined and dried (Na₂SO₄). Organic layer was decanted from the drying agent and concentrated by distillation to 55 mL. This solution of cyclohexene epoxide was then used to dissolve *p*-thiocresol (13.64 g, 110 mmol) followed by the addition of borax (anhydrous, 2.07 g, 10.0 mmol) and water (50 mL). The reaction mixture was set to stir at 50 °C (controlled by water bath) for 2 h. THF was removed by distillation and remaining aqueous solution was mixed with NaOH solution (5%, 150 mL) and stirred for 30 min. The aqueous solution was extracted with CH₂Cl₂ (3 × 100 mL). The extracts were combined and dried (Na₂SO₄). Filtration and evaporation of the solution yielded a yellow viscous liquid (22.11 g) that was column chromatographed (silica gel, CH₂Cl₂) to afford the product as clear oil. Yield: 18.12 g of (81.6% yield). ¹H NMR (600 MHz, CDCl₃): δ_{H} 1.26 (m, 4H, CH₂), 1.66 (m, CH₂), 2.07 (m, CH₂), 2.32 (s, CH₃), 2.66 (m, H₂), 3.27 (dt, H₁), 7.10, 7.35 (Ph), ¹³C NMR (150 MHz, CDCl₃): δ_{C} 138.13, 134.59, 129.65, 128.23 (C, CH, S-tolyl), 71.74 (C₁), 56.62 (C₂), 33.70 (C₆), 32.49 (C₃), 26.16 (C₅), 24.26 (C₄), 21.09 (Ph-CH₃). MS *m/z* (rel. intensity): 205.1054 (100), 222.1069 (19) [M⁺], 223.1153 (7.7) [M+H]⁺. HRMS: *m/z* calcd for C₁₃H₁₈OS [M⁺] 222.1078, found 222.1070.

Compound (\pm)1b [(\pm)-*trans*-2-(*p*-tolylloxy)cyclohexanol]. *p*-Cresol (516 mg, 4.8 mmol) was dissolved in cyclohexene oxide (450 mg, 4.6 mmol) and a catalytic amount sulfuric acid was added and left to stir overnight at rt. The reaction mixture was separated by column chromatography (alumina, CH₂Cl₂) to afford a white wax-like solid. Yield: 106 mg (11%). ¹H NMR (600 MHz, CDCl₃): δ_{H} 1.33 (m, 4H, CH₂), 1.74 (m, CH₂), 2.11 (m, CH₂), 2.29 (s, CH₃), 3.70 (m, H₂), 3.93 (m, H₁), 6.85, 7.08 (Ph). ¹³C NMR (150 MHz, CDCl₃): δ_{C} 155.61, 130.66, 129.98, 116.46 (C, CH, *O*-tolyl), 82.55 (C₁), 73.51 (C₂), 31.99 (C₆), 29.20 (C₃), 24.00 (C₅), 23.92 (C₄), 20.49 (Ph-CH₃). MS *m/z* (rel. intensity): 189.1289 (100), 207.1370 (67) [M+H]⁺, 224.1635 (72) [M+NH₄]⁺. HRMS: *m/z* calcd for C₁₃H₁₉O₂ [M+H]⁺ 207.1385, found 207.1370.

Compound (\pm)1c [(\pm)-*trans*-2-(dimethylamino)cyclohexanol]. Cyclohexene oxide (1.476 g, 15 mmol) was mixed with 40% by weight aqueous solution of dimethylamine (20.0 mL, 158 mmol), followed by the addition of THF until the mixture was homogenized. Solution was flushed with nitrogen and allowed to react at room temperature overnight. The reaction mixture was evaporated *in vacuo* and separated by column chromatography: alumina, ethyl acetate/hexane 1:1. Separation yielded product as waxy whitish crystals. Yield: 1.31g (61% yield). ¹H NMR (600 MHz, CDCl₃): δ_{H} 3.51 (dt, H₁), 2.86 (m, H₂), 2.63 (s, 6H), 2.12 (m, 2H), 1.92, 1.83, 1.74 (m, 3H), 1.37 (m, 1H), 1.24 (m, 3H). ¹³C NMR (150 MHz, CDCl₃): δ_{C} 70.01 (C₂), 68.82 (C₁), 39.30 (CH₃), 34.55 (CH₃), 24.55 (C₃), 24.17 (C₆), 22.72 (C₄), 22.6 (C₅). MS

m/z (rel. intensity): 144.1374 (100), HRMS: m/z calcd for $C_8H_{18}NO$, $[M+H]^+$ 144.1388, found 144.1374.

Acylation of (\pm)-*trans*-2-substituted-cyclohexanols (1). General procedure

(\pm)-*trans*-2-Substituted cyclohexanol (0.5 mmol) was dissolved in CH_2Cl_2 (3 mL). In reactions done with amines, the amine (*e.g.* pyridine) was added at this point in the desired quantity. The acyl chloride was added via graduated capillary. The reaction mixture was monitored by TLC and allowed to stir until no starting alcohol was left. The reaction mixture was evaporated and separated by column chromatography packed with silica. The products were all isolated as colorless oils.

Compounds (\pm)-(3a+4a) [(\pm)-*trans*-2-(*p*-tolylsulfanyl)cyclohexyl 2-chloropropanoate].

According to the general procedure 1 (eluent toluene) a mixture of diastereomers was obtained. Yield: 77% without pyridine and 64% with pyridine. 1H NMR (600 MHz, $CDCl_3$): δ_H 1.40 (m, 4H, CH_2), 1.66 (d, 3H, $COCH_3$), 1.68 (d, 3H, $COCH_3$), 1.70 (m, 2H), 2.09 (m, 2H), 2.33 (s, 3H, $PhCH_3$), 3.10 (dt, 2H), 4.26 (q, $COCHCl$), 4.30 (q, $COCHCl$), 4.79 (dt, 2H), 7.11 (m, 2H, *S*-Tol), 7.34 (m, 2H, *S*-Tol). ^{13}C NMR (150 MHz, $CDCl_3$): δ_C 169.28 (C=O), 137.58, 133.48, 129.89, 129.63 (C, CH, *S*-tolyl), 76.19 (C1), 52.98 ($COCHClMe$), 50.06 (C2), 31.32 (C6), 30.51 (C3), 24.57 (C5), 23.18 (C4), 21.60, 21.08 ($CHClCH_3$). MS m/z (rel. intensity): 205.1032 (100), 312.0954 (3.9) $[M^+]$, 330.1283 (7.7) $[M+NH_4]^+$. HRMS: m/z calcd for $C_{16}H_{21}ClO_2S$ $[M^+]$ 312.0951, found 312.0954.

Compound (\pm)-(3d+4d) [(\pm)-*trans*-2-methylcyclohexyl 2-chloropropanoate].

According to the general procedure 1 (eluent toluene) a mixture of diastereomers was obtained. Yield: 83% without pyridine and 73% with pyridine. 1H NMR (600 MHz, $CDCl_3$): δ_H 0.91 (d, CH_3), 0.93 (d, CH_3), 1.22 (m, 3H), 1.24 (m, 4H), 1.32 (m, 6H), 1.63 (m, 2H), 1.63 (m, 4H), 1.63 (t, $COCHClCH_3$), 1.78 (m, 2H, H5), 1.98 (m, 6H) 4.38 (q, $COCHCl$), 4.47 (dt, 2H), ^{13}C NMR (150 MHz, $CDCl_3$): δ_C 169.76 (C=O), 80.24 (C1), 52.98 ($COCHClMe$), 37.15 (C2), 33.39 (C6), 31.32 (C3), 25.17 (C5), 24.59 (C4), 21.5 ($CHClCH_3$) 18.25 (CH_3). MS m/z (rel. intensity): 97.1014 (89.9), 205.0977 (49) $[M+H]^+$, 207.0970 (13.7), 222.1240 (100) $[M+NH_4]^+$, 224.1225 (30.8). HRMS: m/z calcd for $C_{10}H_{18}ClO_2$ $[M+H]^+$ 205.0995, found 205.0977.

Acylation of (\pm)-*trans*-2-substituted-cyclohexanols (NMR scale) (2). General procedure

(\pm)-*trans*-2-Substituted cyclohexanol (0.1 mmol) was dissolved in $CDCl_3$ (~0.7 mL) in a glass vial, followed by the addition of amine (in reactions involving amines). This was followed by the addition of the acyl chloride, and immediate mixing and transfer to an NMR tube. NMR spectra were recorded right after mixing and at intervals over the following 48 h.

Compound (\pm)(3b+4b) [(\pm)-*trans*-2-(tolyloxy)cyclohexyl 2-chloropropanoate]. Only synthesized according to general procedure 2 and analyzed *in situ* in NMR scale experiments.

Compound (\pm)(3c+4c) [(\pm)-*trans*-2-(dimethylamino)cyclohexyl 2-chloropropanoate]. Only synthesized according to general procedure 2 and analyzed *in situ* in NMR scale experiments.

Acknowledgements

The National Science Foundation Major Research Instrumentation Grant (CHE-0722654) is gratefully acknowledged for the funding of a JEOL ECA-600 NMR-spectrometer.

References

†Part of this material was presented as a poster at the American Chemical Society 22nd Annual Northern California Undergraduate Research Symposium in Sacramento State University, CA (May 2010) and the 242nd National Meeting of the ACS in Anaheim, CA (March 2011).¹

1. Samoshin, A.; Visser, J.; Curtis, M.; Franz, A. H. 241st ACS National Meeting & Exposition, Anaheim, CA, United States, March 27-31, 2011: Abstract No. p ORGN-761.
2. Eliel, E. L.; Wilen, S. H.; Mander, L. N. *Stereochemistry of Organic Compounds*, 1994.
3. Somfai, P. *Angew. Chem., Int. Ed.* **1998**, *36*, 2731-2733.
4. Masamune, S.; Choy, W.; Petersen, J. S.; Sita, L. R. *Angew. Chem.* **1985**, *97*, 1-31.
5. Arseniyadis, S.; Valleix, A.; Wagner, A.; Mioskowski, C. *Angew. Chem., Int. Ed.* **2004**, *43*, 3314-3317.
6. Arseniyadis, S.; Subhash, P. V.; Valleix, A.; Mathew, S. P.; Blackmond, D. G.; Wagner, A.; Mioskowski, C. *J. Am. Chem. Soc.* **2005**, *127*, 6138-6139.
7. Kashima, C.; Mizuhara, S.; Miwa, Y.; Yokoyama, Y. *Tetrahedron: Asymmetry* **2002**, *13*, 1713-1719.
8. Yamada, S.; Noguchi, E. *Tetrahedron Lett.* **2001**, *42*, 3621-3624.
9. Krasnov, V. P.; Levit, G. L.; Korolyova, M. A.; Bukrina, I. M.; Sadretdinova, L. S.; Andreeva, I. N.; Charushin, V. N.; Chupakhin, O. N. *Russ. Chem. Bull.* **2004**, *53*, 1253-1256.
10. Leclercq, L.; Suisse, I.; Agbossou-Niedercorn, F. *Eur. J. Org. Chem.* **2010**, 2696-2700.
11. Cainelli, G.; Galletti, P.; Giacomini, D.; Gualandi, A.; Quintavalla, A. *Helv. Chim. Acta* **2003**, *86*, 3548-3559.
12. Fieser, M.; Fieser, L. F. *Reagents for Organic Synthesis*, Wiley-Interscience: New York, 1972; Vol. 3.
13. Berry, D. J.; DiGiovanna, C. V.; Metrick, S. S.; Murugan, R. *Arkivoc* **2001**, (ii), 201-226.
14. Gao, P.; Xu, P.-F.; Zhai, H. *Tetrahedron Lett.* **2008**, *49*, 6536-6538.