

# Synthesis of 2,8-disubstituted-4,7-dioxatricyclo[3.2.1.0<sup>3,6</sup>]octane and 2,6-dioxabicyclo[3.2.0]heptane derivatives starting from furan

Ana Aljarilla and Joaquín Plumet\*

Universidad Complutense. Facultad de Química. Departamento de Química Orgánica, 28040  
Madrid, Spain

E-mail: [plumety@quim.ucm.es](mailto:plumety@quim.ucm.es)

Dedicated to Prof. Julio Álvarez-Builla. University of Alcalá de Henares

DOI: <http://dx.doi.org/10.3998/ark.5550190.0012.303>

---

## Abstract

The title compounds have been prepared from previously synthesized 2-*endo*-acetoxy-3-*endo*-hydroxy-7-oxabicyclo[2.2.1]hept-5-ene and 3-acetoxy-4-hydroxy-2,5-divinyl-furan *via* intramolecular electrophilic cyclization. Both types of compounds constitute new functionalized oxetane ring systems.

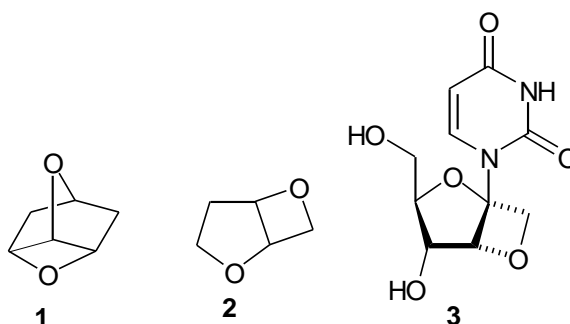
**Keywords:** Oxetanes, electrophilic addition, dioxatricyclooctane, dioxabicyclooctane

---

## Introduction

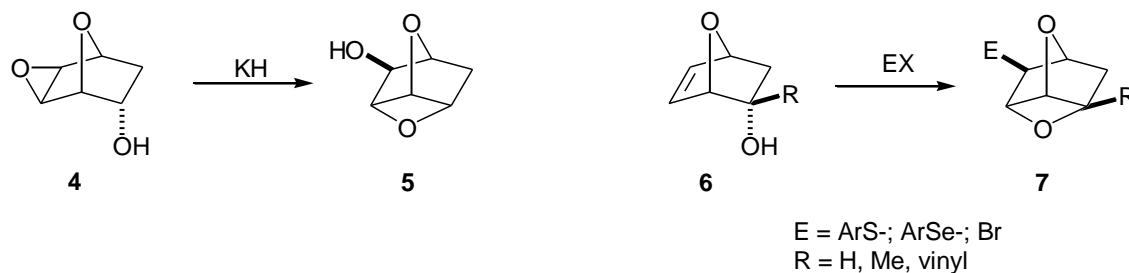
The oxetane ring system<sup>1</sup> constitutes subunits of important naturally occurring compounds such as taxoids,<sup>2</sup> thromboxane A<sub>2</sub> (TXA<sub>2</sub>),<sup>3</sup> some sesquiterpene lactones,<sup>4</sup> diterpenoids<sup>5</sup> and medium-sized cyclic ethers.<sup>6</sup> On the other hand these compounds are valuable monomers in different polymerization processes<sup>7</sup> being also well established synthetic intermediates<sup>8</sup> and useful tools in drug discovery.<sup>9</sup>

On the other hand, compounds possessing the 4,7-dioxatricyclo[3.2.1.0<sup>3,6</sup>]octane and 2,6-dioxabicyclo[3.2.0]heptane skeletons (structures **1** and **2** respectively, Figure 1) constitute two interesting class of compounds bearing an oxetane subunit. Compounds with structure **1** are efficient herbicides and plant-growth regulators and at least four patents concerning the synthesis and applications of products showing this motif have been reported.<sup>10</sup> On the other hand, the bicyclic oxetane **2** constitutes a “sugar” subunit of several conformationally restricted nucleosides. These compounds have been extensively investigated as building blocks for oligonucleotides with important therapeutic and diagnostic applications.<sup>11</sup> The “oxetane T” **3** (Figure 1) is an example of this type of molecules.<sup>12</sup>



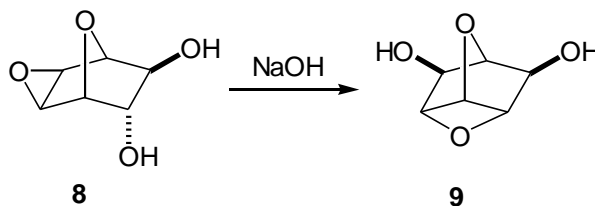
**Figure 1.** The 4,7-dioxatricyclo[3.2.1.0<sup>3,6</sup>]octane and 2,6-dioxabicyclo[3.2.0]heptane skeletons.

The synthesis of 8-hydroxy derivatives of **1** (compound **5**, Scheme 1) has been reported using intramolecular ring-opening of 5,6-*exo*-epoxy-7-oxa-2-*endo*-hydroxynorbornane **4**.<sup>13,14</sup> Moreover several accounts concerning the preparation of other 8-substituted derivatives of **1** have been carried out by intramolecular halo-, arylsulfanyl- and arylselenil etherification<sup>15</sup> of 2-*endo*-hydroxy-7-oxabicyclo[2.2.1]hept-5-ene derivatives **6**.<sup>16</sup> It should be pointed out that compounds with structure **7** have been used as starting materials in some useful synthetic transformations.<sup>17</sup> Regarding compounds **2** (Figure 1), they have usually been synthesized by photochemical cycloaddition reactions of 2,3-dihydrofuran derivatives and carbonyl compounds (the Paternó-Büchi reaction).<sup>18</sup>



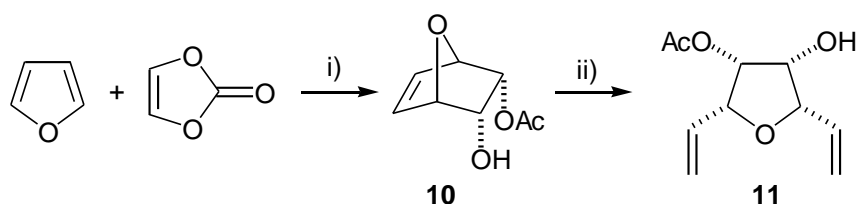
**Scheme 1.** Synthesis of 4,7-dioxatricyclo[3.2.1.0<sup>3,6</sup>]octane derivatives.

The 2,8-disubstituted derivatives of **1** have, to the best of our knowledge, never been synthesized with the exception of the dihydroxy compound **9** which was obtained (60 %) by reaction of the dihydroxyepoxide **8** with NaOH followed by crystallization of the polymeric reaction crude (Scheme 2).<sup>19</sup>



**Scheme 2.** Synthesis of 2,8-dihydroxy-4,7-dioxatricyclo[3.2.1.0<sup>3,6</sup>]octane **9**.

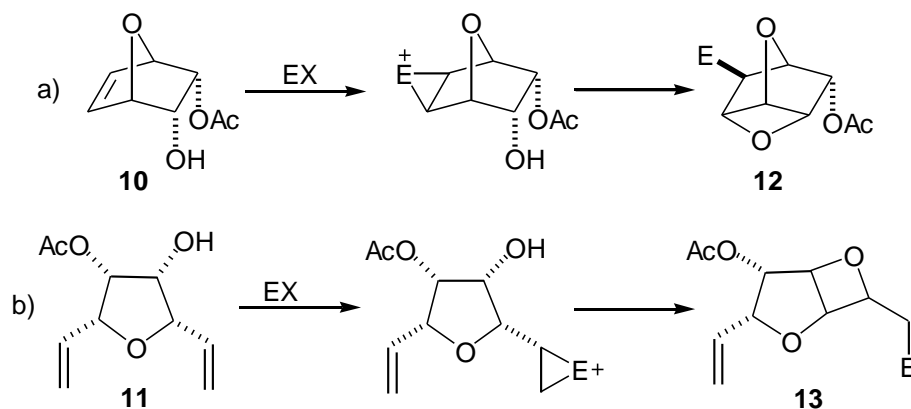
Recently<sup>20</sup> we have reported the synthesis of enantiomerically enriched 7-oxanorbornene derivative **10** (Scheme 3) *via* Diels-Alder cycloaddition between furan and vinylene carbonate followed by hydrolysis and enzymatic desymmetrization. Compound **10** may be transformed into 2,5-divinyl-3-acetoxy-4-hydroxytetrahydrofuran **11** *via* ring-opening metathesis (ROM)-cross metathesis (CM) tandem reactions (“metathesis rearrangement”) using ethylene as cross metathesis partner.



i) 1. Diels-Alder reaction; 2. Enzymatic desymmetrization.  
ii) ROM-CM tandem reactions.

**Scheme 3.** General sequence for the synthesis of compounds **10** and **11**.

Compound **10** is a suitable starting material for the synthesis of 2,8-disubstituted-4,7-dioxatricyclo[3.2.1.0<sup>3,6</sup>]octane derivatives **12** *via* intramolecular etherification (*endo* hydroxyl group at the position 2 of the starting material **10**) of the *epi*-cation intermediate generated by electrophilic addition on the double bond of **10** (Scheme 4a). Compounds **12** are fully and differentially substituted tricyclic systems, potentially useful as herbicidal agents or as intermediates in other synthetic transformations. On the other hand compound **11** shows an homoallylic alcohol functionality and, in this way, the electrophilic addition to the double bond at position 5 could be an interesting procedure for the synthesis of new functionalized 2,6-dioxabicyclo[3.2.0]heptane derivatives such as **13** (Scheme 4b). In addition this reaction may constitute a possibility for the differentiation of both double bonds at position 2 and 5.



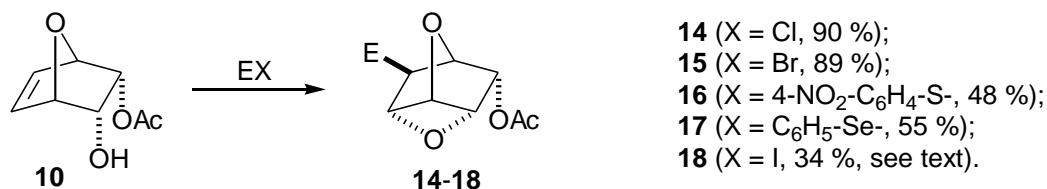
**Scheme 4.** Intramolecular etherification of compounds **10** and **11**.

Thus, the exploration of this synthetic approach to compounds **12** and **13** constitutes the objective of the present report.

## Results and Discussion

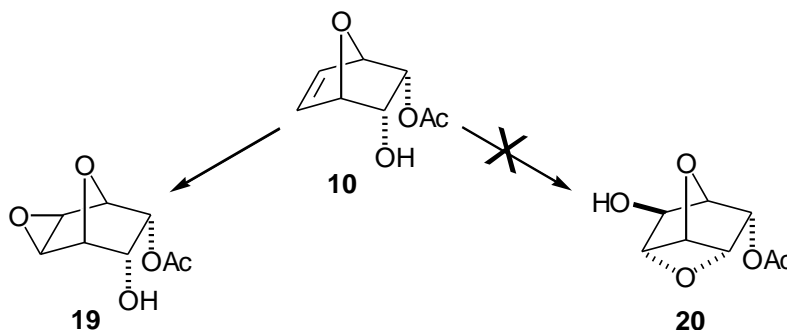
### Synthesis of 2,8-disubstituted-4,7-dioxatricyclo[3.2.1.0<sup>3,6</sup>]octane derivatives **12**

The reaction of compound **10** with *N*-chlorosuccinimide (NCS), *N*-bromosuccinimide (NBS), *N*-Iodosuccinimide (NIS), *p*-nitrophenylsulfanylchloride and phenylselenenylchloride afforded oxetanes **14-18** in moderate-good yields (Scheme 5). The structure of compounds **14-18** was secured by spectroscopic (<sup>1</sup>H NMR, <sup>13</sup>C NMR, IR), combustion analysis and comparison with data previously published for related compounds (see references 14a and 16b-d). The assignments of proton (<sup>1</sup>H NMR) and carbon (<sup>13</sup>C NMR) signals have been carried out by DEPT 135, HMQC and HMBC experiments.



### Scheme 5. Synthesis of new 2,8-disubstituted-4,7-dioxatricyclo[3.2.1.0<sup>3,6</sup>]octane derivatives **14-18**.

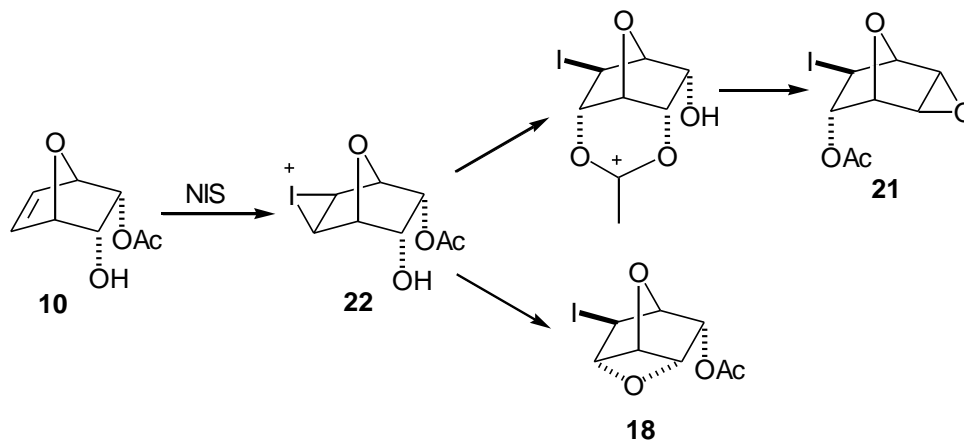
On the other hand, reaction of **10** with *m*-CPBA afforded oxirane **19** (89 %, Scheme 6). No trace of the related hydroxyderivative **20** was observed in the reaction crude. It should be pointed out that the herbicidal activity of compounds with structure of 3,8-dioxatricyclo[3.2.1.0<sup>2,4</sup>]octane such as **20** has been reported.<sup>21</sup>



### Scheme 6. Reaction of compound **10** with *m*-CPBA.

The reaction of compound **10** with NIS deserves some comments. In this case a mixture of the iododerivative **18** and iodoepoxide **21** (58 %) was isolated after column chromatography.

Change of the experimental conditions (ratio **10**:NIS and reaction time) did not modify this result. The formation of compounds **18** and **21** appears to be the result of a competition between two intramolecular attacks (hydroxy- or acetoxy- groups) on the epiiodonium cation intermediate **22** (Scheme 7).<sup>22</sup> It should be indicated that this reaction path has previously been proposed, for instance, in the 1,2-hydroxyiodination of acetoxy-cyclohex-2-ene.<sup>23</sup>

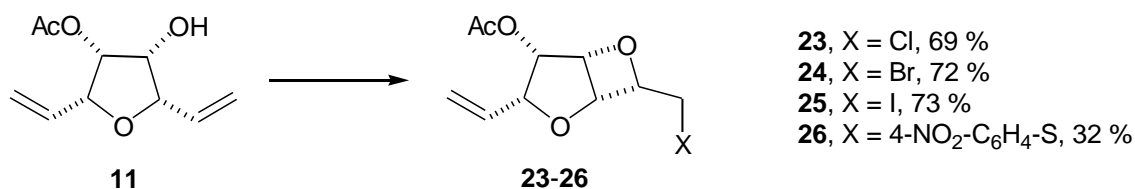


**Scheme 7.** Reaction of compound **10** with NIS.

This different behaviour of compound **10** in their reaction with NIS may be explained on the basis of the greater stability of cation **22** regarding the analogous derived from NCS and NBS.<sup>24</sup>

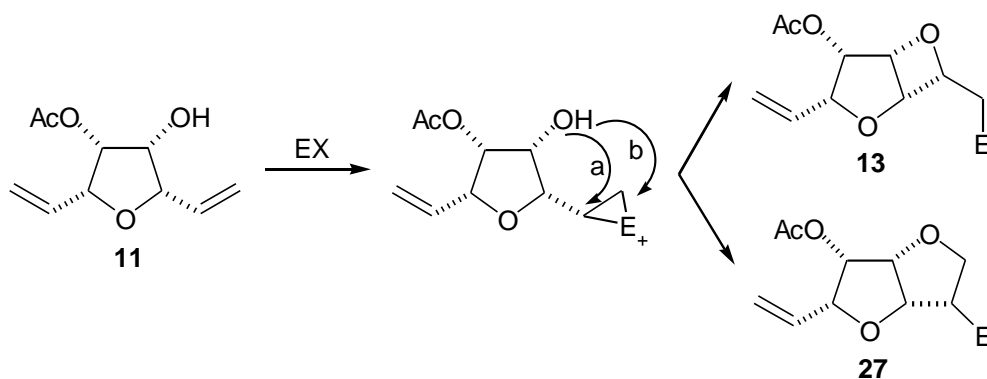
### Synthesis of substituted 2,6-dioxabicyclo[3.2.0]heptane derivatives **13**

The reaction of compound **11** with NIS, NBS, NIS and *p*-nitrophenylsulphonylchloride afforded the expected oxetanes **23-26** in moderate-good yields. The results are summarized in Scheme 8.



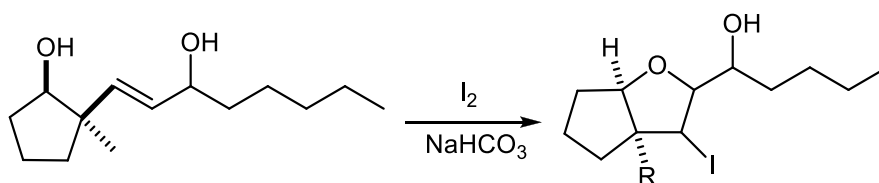
**Scheme 8.** Synthesis of new 2,6-dioxabicyclo[3.2.0]heptane derivatives.

The synthesis of 2,6-dioxabicyclo[3.2.0]heptane derivatives from 2-vinyl-3-hydroxytetrahydro-furan precursors has never been reported using this methodology. Note that from compound **11** two modes of cyclization are possible: the 4-*exo* mode (a, Scheme 9) giving the oxetane **13** and the 5-*exo* mode (b, Scheme 9) giving the tetrahydrofuran **27**.



**Scheme 9.** Oxetane vs. tetrahydrofuran formation in the electrophilic cyclization of compound **11**.

In the case of electrophilic cyclization of a homoallylic alcohol incorporated into a cyclic structure such as **11** some precedents indicate that the tetrahydrofuran derivative is the only reaction product. A representative example is shown in Scheme 10.<sup>25</sup> In this way the formation of compounds **23-26** is noteworthy.<sup>26</sup>



**Scheme 10.** Tetrahydrofuran formation in the electrophilic cyclization of a cyclic homoallylic alcohol.

## Conclusions

In this report two types of oxetane derivatives have been synthesized using the intramolecular etherification protocol. Firstly we have described an efficient method for the preparation of 2,8-disubstituted-4,7-dioxatricyclo[3.2.1.0<sup>3,6</sup>]octane derivatives starting from readily accessible oxanorbornenic compounds. Different types of substituents have been introduced at position 8 and the final tricyclic systems constitute promising materials on the biological (potentially herbicides by analogy with other previously described) and synthetic point of view. On the other hand, the electrophilic heterocyclization of 2,5-divinyltetrahydrofuran derivatives allows for the preparation of functionalized 2,6-dioxabicyclo[3.2.0]heptane being the oxetane the only product observed. The described reaction also allowed for the chemical differentiation of both double bonds at position 2 and 5 of the starting materials.

## Experimental Section

**General.** All reactions were carried out under an argon atmosphere employing standard techniques. All solvents were reagent grade. Dichloromethane was freshly distilled from calcium hydride. All other reagents and solvents were used as supplied. Flash chromatography was performed with silica gel 60 (230-400 mesh). Yields refer to chromatography and spectroscopically pure compounds.  $^1\text{H}$  And  $^{13}\text{C}$  Nuclear Magnetic Resonance spectra were recorded on a Bruker AM-300 (300 MHz) and a Bruker AVIII-700 (700 MHz) NMR spectrometer in deuteriochloroform, deuterated acetone and hexadeuterobenzene. Assignments of proton ( $^1\text{H}$  NMR) and carbon ( $^{13}\text{C}$  NMR) signals have been secured by DEPT 135, COSY 45, HMQC and HMBC experiments. Coupling constants are given in Hz, and chemical shifts are expressed as  $\delta$  values in ppm. Melting points are uncorrected and were determined using a Gallenkamp instrument. IR spectra were obtained on a Perkin-Elmer apparatus in solution of  $\text{CHCl}_3$ . Elemental analyses were carried out using a Perkin-Elmer 2400 CHN apparatus at the Complutense University, Madrid.

**Starting materials.** The synthesis of compounds **10** and **11** have been previously described.<sup>20</sup>

### Synthesis of compounds (14-18). General procedure

To a solution of 1.0 eq. of **10** in acetonitrile (50 mL/mmol) at r.t., 1.1 eq. of the electrophilic reagent was added. The solution was stirred at r.t. during 24 h. After this time the solvent was removed at vacuo and the reaction crude was purified by column chromatography ( $\text{SiO}_2$ , hexane:AcOEt, 7:3).

**Compound (14).** From 27 mg of **10** (0.16 mmol) and 23 mg of NCS in 8.0 mL anh.  $\text{CH}_3\text{CN}$ , 28 mg of **14** (90 %) were obtained as pale yellow oil.  $^1\text{H}$  NMR ( $(\text{CD}_3)_2\text{CO}$ , 300 MHz):  $\delta$  = 5.72 (ddd,  $J$  = 4.50, 3.50, 0.90 Hz, 1 H, H<sub>6</sub>), 4.96 (dm,  $J$  = 4.40 Hz, 1 H, H<sub>1</sub>), 4.89 (m, 1 H, 5-H), 4.75 (m, 1 H, 3-H), 4.67 (m, 1 H, 2-H), 4.64 (s, 1 H, 8-H), 2.10 (s, 3 H,  $\text{CH}_3\text{CO}_2$ ) ppm.  $^{13}\text{C}$  NMR ( $(\text{CD}_3)_2\text{CO}$ , 75 MHz):  $\delta$  = 170.55 ( $\text{CH}_3\text{CO}_2$ ), 89.83 (C-5), 81.71 (C-1), 80.83 (C-3), 80.83 (C-6), 76.20 (C-2), 48.98 (C-8), 20.54 ( $\text{CH}_3\text{CO}_2$ ) ppm. MS  $m/z$  225 (M-2 +  $\text{Na}^+$ ), 227 (M +  $\text{Na}^+$ ).  $\text{C}_8\text{H}_9\text{ClO}_4$  (205.6): calcd. C 46.96, H 4.43; found C 46.79, H 4.26.

**Compound (15).** From 28 mg of **10** (0.16 mmol) and 32 mg of NBS in 8.2 mL anh.  $\text{CH}_3\text{CN}$ , 35 mg of **15** (89 %) were obtained as pale yellow oil.  $^1\text{H}$  RMN ( $(\text{CD}_3)_2\text{CO}$ , 300 MHz):  $\delta$  = 5.71 (ddd,  $J$  = 4.40, 3.70, 0.90 Hz, 1 H, 6-H), 4.93 (dddd,  $J$  = 4.40, 2.60, 1.70, 0.90 Hz, 1 H, 1-H), 4.79 (m, 1 H, 5-H), 4.72 (m, 1 H, 3-H), 4.67 (dd,  $J$  = 4.40, 3.70 Hz, 1 H, 2-H), 4.60 (broad s, 1 H, 8-H), 2.11 (s, 3 H,  $\text{CH}_3\text{CO}_2$ ) ppm.  $^{13}\text{C}$  NMR ( $(\text{CD}_3)_2\text{CO}$ , 75 MHz):  $\delta$  = 170.63 ( $\text{CH}_3\text{CO}_2$ ), 89.37 (C-5), 81.04 (C-1), 80.84 (C-3), 80.23 (C-6), 75.14 (2-C), 57.89 (8-C), 20.03 ( $\text{CH}_3\text{CO}_2$ ) ppm. IR ( $\text{CHCl}_3$ ):  $\nu$  = 2926, 1745, 1233  $\text{cm}^{-1}$ . Anal. Calcd for  $\text{C}_8\text{H}_9\text{BrO}_4$  (249.06): C, 38.58; H, 3.64. Found: C, 38.43; H, 3.49.

**Compound (16).** From 25 mg of **10** (0.15 mmol) and 31 mg of *p*-NO<sub>2</sub>-C<sub>6</sub>H<sub>4</sub>-S-Cl in 7.3 mL anh. CH<sub>3</sub>CN, 31 mg of **16** (48 %) were obtained as pale yellow oil. <sup>1</sup>H NMR (C<sub>6</sub>D<sub>6</sub>, 300 MHz): δ = 7.66-7.60 (m, 2 H, Ar-H), 6.80-6.76 (m, 2 H, Ar-H), 4.27-4.13 (m, 3 H, 1-H, 3-H and 5-H), 4.01 (ddd, *J* = 6.80, 4.40, 0.90 Hz, 1 H, 6-H), 3.97 (broad s, 1 H, 8-H), 5.21 (m, 1 H, 2-H), 1.66 (s, 3 H, CH<sub>3</sub>CO<sub>2</sub>) ppm. <sup>13</sup>C NMR (C<sub>6</sub>D<sub>6</sub>, 75 MHz): δ = 171.20 (CH<sub>3</sub>CO<sub>2</sub>), 145.60 (Ar-C), 126.59 (2 x Ar-CH), 124.41 (2 x Ar-CH), 121.49 (Ar-C), 83.18, 81.53 and 78.69 (C-1, C-3 and C-5), 77.18 (C-6), 67.62 (C-2), 53.95 (C-8), 21.14 (CH<sub>3</sub>CO<sub>2</sub>) ppm. IR (CHCl<sub>3</sub>): ν = 2923, 1740, 1319 cm<sup>-1</sup>. MS m/z 346 (M + Na<sup>+</sup>). Anal. Calcd for C<sub>14</sub>H<sub>13</sub>NO<sub>6</sub>S (323.05): C, 52.01; H, 4.05. Found C, 52.20; H, 4.33.

**Compound (17).** From 25 mg of **10** (0.15 mmol) and 31 mg of C<sub>6</sub>H<sub>5</sub>-SeCl in 7.3 mL anh. CH<sub>3</sub>CN, 26 mg of **17** (55 %) were obtained as pale yellow oil. <sup>1</sup>H NMR (C<sub>6</sub>D<sub>6</sub>, 300 MHz): δ = 7.49-7.44 (m, 2 H, Ar-H), 6.97 - 6.90 (m, 3 H, Ar-H), 4.67 (ddd, *J* = 5.10, 1.60, 1.00 Hz, 1 H, 1-H), 4.37 (ddd, *J* = 4.40, 1.60, 1.00 Hz, 1 H, 5-H), 4.24 (ddd, *J* = 6.10, 4.40, 1.00 Hz, 1 H, 3-H), 4.15 (s, 1 H, 8-H), 4.02 (ddd, *J* = 6.10, 4.40, 1.00 Hz, 1 H, 6-H), 3.85 (ddd, *J* = 5.10, 4.40, 1.00 Hz, 1 H, 2-H), 1.59 (s, 3 H, CH<sub>3</sub>CO<sub>2</sub>) ppm. <sup>13</sup>C NMR (C<sub>6</sub>D<sub>6</sub>, 75 MHz): δ = 174.20 (CH<sub>3</sub>CO<sub>2</sub>), 133.27 (2 x Ar-CH), 129.73 (2 x Ar-CH), 127.53 (CH), 121.36 (Ar-C), 84.83 (C-5), 83.01 (C-1), 78.72 (C-3), 77.58 (C-6), 67.87 (C-2), 51.45 (C-8), 21.39 (CH<sub>3</sub>CO<sub>2</sub>) ppm. IR (CHCl<sub>3</sub>): ν = 2953, 1727, 1399 cm<sup>-1</sup>. MS m/z 349 (M + Na<sup>+</sup>). Anal. Calcd for C<sub>14</sub>H<sub>14</sub>O<sub>4</sub>Se (326.01): C, 51.70; H, 4.34. Found: C, 51.53; H, 4.21.

### Reaction of compound (10) with NIS

A solution of 25 mg of **10** (0.15 mmol) and 36 mg of NIS in 7.3 mL anh. CH<sub>3</sub>CN was stirred during 24 h. at r.t. After this time the solvent was removed at vacuo and the reaction crude was purified by column chromatography (SiO<sub>2</sub>, hexane:AcOEt, 7:3).

**Compound (18).** Yield, 15 mg (34 %). White solid. Mp 111-117 °C. <sup>1</sup>H NMR (CDCl<sub>3</sub>, 300 MHz): δ = 5.67 (ddd, *J* = 4.40, 3.70, 0.9 Hz, 1 H, 6-H), 5.09 (ddd, *J* = 4.40, 2.80, 1.60 Hz, 1 H, 5-H), 4.98 (dm, *J* = 4.40 Hz, 1 H, 1-H), 4.88 (dm, *J* = 4.40 Hz, 1 H, 3-H), 4.73 (dd, *J* = 4.40, 3.70 Hz, 1 H, 2-H), 4.62 (s, 1 H, 8-H), 2.17 (s, 3 H, CH<sub>3</sub>CO<sub>2</sub>) ppm. <sup>13</sup>C NMR (CDCl<sub>3</sub>, 75 MHz): δ = 170.44 (CH<sub>3</sub>CO<sub>2</sub>), 90.65 (C-5), 82.84 (C-1), 80.76 (C-3), 80.61 (C-6), 75.66 (C-2), 24.51 (C-8), 20.04 (CH<sub>3</sub>CO<sub>2</sub>) ppm. IR (CHCl<sub>3</sub>): ν = 2957, 2923, 2852, 1742, 1259, 1230, 1055, 797 cm<sup>-1</sup>. MS m/z (%) 170 (M), 111 (10), 97 (18), 83 (18), 71 (31), 57 (55), 43 (100). Anal. Calcd for C<sub>8</sub>H<sub>9</sub>IO<sub>4</sub> (296.0): C, 32.45; H, 3.06. Found: C, 32.69; H, 3.24.

**Compound (21).** Yield, 25 mg (58 %). White solid. Mp 84-89 °C. <sup>1</sup>H NMR (C<sub>6</sub>D<sub>6</sub>, 700 MHz): δ = 4.59 (dm, *J* = 5.10 Hz, 1 H, H-6), 4.43 (s, 1 H, H-7), 4.12 (dd, *J* = 6.30, 4.20 Hz, 1 H, H-2), 4.02 (d, *J* = 4.20 Hz, 1 H, H-1), 3.77 (dd, *J* = 6.30, 4.20 Hz, 1 H, H-4), 3.66 (dd, *J* = 5.10, 4.20 Hz, 1 H, H-5), 1.54 (s, 3 H, CH<sub>3</sub>CO<sub>2</sub>) ppm. <sup>13</sup>C NMR (C<sub>6</sub>D<sub>6</sub>, 175 MHz): δ = 120.50 (CH<sub>3</sub>CO<sub>2</sub>-), 85.82 (C-1), 83.94 (C-6), 78.03 (C-2), 76.25 (C-4), 67.43 (C-5), 28.31 (C-7), 20.87 (CH<sub>3</sub>CO<sub>2</sub>) ppm. IR (CHCl<sub>3</sub>): ν = 2957, 2923, 2853, 1735, 1448, 1124, 1058, 860 cm<sup>-1</sup>. MS m/z 319 (M + Na<sup>+</sup>). Anal. Calcd for C<sub>8</sub>H<sub>9</sub>IO<sub>4</sub> (296.0): C, 32.45; H, 3.06. Found C, 32.61; H 3.19.



**Reaction of compound (10) with m-CPBA**

To a solution of 27 mg of **10** (0.16 mmol) in 1.6 mL CH<sub>2</sub>Cl<sub>2</sub>, 54 mg of m-CPBA (0.32 mmol) was added. The mixture was stirred at r.t. during 24 h. After this time the reaction crude was treated with 6 mL NaHCO<sub>3</sub> (5 %) and extracted with CH<sub>2</sub>Cl<sub>2</sub> (5 x 10 mL). The organic extracts were dried with MgSO<sub>4</sub>, filtered and the solvent was removed at vacuo affording 24 mg (89 %) of **19** as colourless oil. <sup>1</sup>H NMR (CDCl<sub>3</sub>, 300 MHz): δ = 4.81 (dd, *J* = 7.25, 4.80 Hz, 1 H, H-6), 4.62 (d, *J* = 4.80 Hz, 1 H, H-5), 4.55 (d, *J* = 4.80 Hz, 1 H, H-1), 4.46 (dd, *J* = 7.25, 4.80 Hz, 1 H, H-7), 3.71 (d, *J* = 3.40 Hz, 1 H, H-2), 3.63 (d, *J* = 3.40 Hz, 1 H, H-4), 2.17 (s, 3 H, CH<sub>3</sub>CO<sub>2</sub>) ppm. <sup>13</sup>C NMR (CDCl<sub>3</sub>, 75 MHz): δ = 171.48 (CH<sub>3</sub>CO<sub>2</sub>), 75.67 (C-1), 74.62 (C-5), 72.65 (C-6), 70.31 (C-7), 48.14, 48.04 (C-2, C-4), 20.04 (CH<sub>3</sub>CO<sub>2</sub>) ppm. IR (CHCl<sub>3</sub>): ν = 34556, 2922, 2851, 1731, 1239, 861 cm<sup>-1</sup>. MS *m/z* 209 (M + Na)<sup>+</sup>. Anal. Calcd for C<sub>8</sub>H<sub>10</sub>O<sub>5</sub> (186.16): C, 51.61; H, 5.41. Found: C, 51.76; H, 5.54.

**Synthesis of compounds (23-26). General procedure**

To a solution of 1.0 eq. of **11** in 6.5 mL of acetonitrile, 1.1 eq. of the electrophilic reagent was added. The mixture was stirred under Ar at r.t. After the reaction time, the solvent was removed under reduced pressure and the crude product was purified by column chromatography (SiO<sub>2</sub>, hexane: AcOEt 7:3).

**Compound (23).** From 25 mg of **11** (0.13 mmol) and 18 mg of NCS (0.14 mmol) in 6.3 mL anh. CH<sub>3</sub>CN, after 9 days of reaction 20 mg of **23** (69 %) were obtained as pale yellow oil. <sup>1</sup>H NMR (CDCl<sub>3</sub>, 300 MHz): δ = 6.07 (ddd, *J* = 17.20, 10.20, 7.40 Hz, 1 H, CH=CH<sub>2</sub>), 5.40 (dm, *J* = 17.20 Hz, 1 H, CH=CH<sub>2trans</sub>), 5.38 (dm, *J* = 10.20 Hz, 1 H, CH=CH<sub>2cis</sub>), 5.28 (d, *J* = 2.60 Hz, 1 H, H-5), 4.47 (d, *J* = 7.40 Hz, 1 H, H-4), 4.42 (m, 2 H, H-2, H-5a), 4.35 (s, 1 H, H-2a), 3.93 (dd, *J* = 10.50, 8.70 Hz, 1 H, CH<sub>2</sub>Cl), 3.79 (dd, *J* = 10.50, 5.90 Hz, 1 H, CH<sub>2</sub>Cl), 2.16 (s, 3 H, CH<sub>3</sub>CO<sub>2</sub>) ppm. <sup>13</sup>C NMR (CDCl<sub>3</sub>, 75MHz): δ = 170.18 (CH<sub>3</sub>CO<sub>2</sub>), 132.89 (CH=CH<sub>2</sub>), 120.99 (CH=CH<sub>2</sub>), 83.70 (C-4), 82.41 (C-2 or C-5a), 79.63 (C-2a), 76.23, 75.99 (C-5, C-2 or C-5a), 40.21 (CH<sub>2</sub>Cl), 20.85 (CH<sub>3</sub>CO<sub>2</sub>) ppm. IR (CHCl<sub>3</sub>): ν = 2925, 2853, 1744, 1230, 1084, 1046, 737 cm<sup>-1</sup>. MS *m/z* 255 (M + Na)<sup>+</sup>. Anal. Calcd for C<sub>10</sub>H<sub>13</sub>ClO<sub>4</sub> (232.05): C, 51.62; H, 5.63. Found: C, 51.39; H, 5.38.

**Compound (24).** From 25 mg of **11** (0.13 mmol) and 35 mg of NBS (0.14 mmol) in 6.3 mL anh. CH<sub>3</sub>CN, after 9 days of reaction 25 mg of **24** (72 %) were obtained as pale yellow oil. <sup>1</sup>H NMR (CDCl<sub>3</sub>, 300 MHz): δ = 6.08 (ddd, *J* = 17.20, 10.40, 7.50 Hz, 1 H, CH=CH<sub>2</sub>), 5.40 (dm, *J* = 17.20 Hz, 1 H, CH=CH<sub>2trans</sub>), 5.37 (dm, *J* = 10.40 Hz, 1 H, CH=CH<sub>2cis</sub>), 5.29 (d, *J* = 2.60 Hz, 1 H, H-5), 4.57 (broad d, *J* = 7.60 Hz, 1 H, H-4), 4.46 (broad d, *J* = 2.60 Hz, 1 H, H-5a), 4.45 (dd, *J* = 8.70, 5.70 Hz, 1 H, H-2), 4.38 (s, 1 H, H-2a), 3.77 (dd, *J* = 9.90, 8.70 Hz, 1 H, CH<sub>2</sub>Br), 3.61 (dd, *J* = 9.90, 5.70 Hz, 1 H, CH<sub>2</sub>Br), 2.15 (s, 3 H, CH<sub>3</sub>CO<sub>2</sub>) ppm. <sup>13</sup>C NMR (CDCl<sub>3</sub>, 75MHz): δ = 170.61 (CH<sub>3</sub>CO<sub>2</sub>), 133.32 (CH=CH<sub>2</sub>), 121.49 (CH=CH<sub>2</sub>), 84.14 (C-4), 82.68 (C-2 or C-5a), 80.30 (C-2a), 76.78, 76.67 (C-5, C-2 or C-5a), 28.59 (CH<sub>2</sub>Br), 21.29 (CH<sub>3</sub>CO<sub>2</sub>) ppm. IR (CHCl<sub>3</sub>): ν = 2920, 1743, 1230, 1087, 1043, 736 cm<sup>-1</sup>. MS *m/z* 299 (M + Na)<sup>+</sup>. Anal. Calcd for C<sub>10</sub>H<sub>13</sub>BrO<sub>4</sub> (276.00): C, 43.44; H, 4.73. Found: C, 43.51; H, 4.97.

**Compound (25).** From 25 mg of **11** (0.13 mmol) and 32 mg of NIS (0.14 mmol) in 6.5 mL anh. CH<sub>3</sub>CN, after 6 days of reaction 30 mg of **25** (73 %) were obtained as pale yellow oil. <sup>1</sup>H NMR (CDCl<sub>3</sub>, 300 MHz): δ = 6.10 (ddd, *J* = 17.20, 10.30, 7.50 Hz, 1 H, CH=CH<sub>2</sub>), 5.38 (ddd, *J* = 17.20, 1.50, 0.90 Hz, 1 H, CH=CH<sub>2trans</sub>), 5.37 (ddd, *J* = 10.30, 1.50, 0.90 Hz, 1 H, CH=CH<sub>2cis</sub>), 5.29 (d, *J* = 2.70 Hz, 1 H, H-5), 4.56 (d, *J* = 7.50 Hz, 1 H, H-4), 4.49 (dd, *J* = 9.00, 5.70 Hz, 1 H, H-2), 4.48 (d, *J* = 2.70, 1 H, Hz H-5a), 4.47 (s, 1 H, H-2a), 3.56 (dd, *J* = 9.90, 9.00 Hz, 1 H, CH<sub>2</sub>I), 3.42 (dd, *J* = 9.90, 5.70 Hz, 1 H, CH<sub>2</sub>I), 2.15 (s, 3 H, CH<sub>3</sub>CO<sub>2</sub>) ppm. <sup>13</sup>C NMR (CDCl<sub>3</sub>, 75MHz): δ = 170.55 (CH<sub>3</sub>CO<sub>2</sub>), 133.36 (CH=CH<sub>2</sub>), 121.45 (CH=CH<sub>2</sub>), 84.12 (C-4), 83.17 (C-2), 80.66 (C-2a), 77.09, 77.7 (C-5, C-5a), 28.59 (CH<sub>2</sub>Br), 21.23 (CH<sub>3</sub>CO<sub>2</sub>), 1.82 (CH<sub>2</sub>I) ppm IR (CHCl<sub>3</sub>): ν = 2929, 2851, 1744, 1232, 1047 cm<sup>-1</sup>. MS *m/z* 347 (M + Na)<sup>+</sup>. Anal. Calcd for C<sub>10</sub>H<sub>13</sub>IO<sub>4</sub> (323.99): C, 37.06; H, 4.04. Found: C, 37.31; H, 4.29.

**Compound (26).** From 30 mg of **11** (0.15 mmol) and 32 mg *p*-NO<sub>2</sub>-C<sub>6</sub>H<sub>4</sub>-SCL (0.17 mmol) in 7.6 mL anh. CH<sub>3</sub>CN, after 9 days of reaction 17 mg of **26** (32 %) were obtained as pale yellow oil. <sup>1</sup>H NMR (CDCl<sub>3</sub>, 300 MHz): δ = 8.11-8.05 (m, 2 H, 2 x CHAR), 7.38-7.32 (m, 2 H, 2 x CHAR), 6.07 (ddd, *J* = 17.30, 10.50, 7.70 Hz, 1 H, CH=CH<sub>2</sub>), 5.36 (dm, *J* = 17.30 Hz, 1 H, CH=CH<sub>2trans</sub>), 5.33 (dm, *J* = 10.50 Hz, 1 H, CH=CH<sub>2cis</sub>), 5.19 (d, *J* = 2.50 Hz, 1 H, H-5), 4.51 (broad d, *J* = 7.70 Hz, 1 H, H-4), 4.29 (dd, *J* = 8.80, 5.90 Hz, 1 H, H-2), 4.28 (s, 1 H, H-2a), 4.24 (d, *J* = 2.50 Hz, 1 H, H-5a), 3.48 (dd, *J* = 13.60, 8.80 Hz, 1 H, CH<sub>2</sub>-S), 3.38 (dd, *J* = 13.60, 5.90 Hz, 1 H, CH<sub>2</sub>-S), 2.04 (s, 3 H, CH<sub>3</sub>CO<sub>2</sub>) ppm. <sup>13</sup>C NMR (CDCl<sub>3</sub>, 75 MHz): δ = 170.68 (CH<sub>3</sub>CO<sub>2</sub>), 146.92 (S-CAR), 145.57 (CAR-NO<sub>2</sub>), 133.41 (CH=CH<sub>2</sub>), 126.93 (2 x CHAR), 124.50 (2 x CHAR), 121.53 (CH=CH<sub>2</sub>), 84.94 (C-4), 81.78, 80.00, 77.61 (C-2, C-2a, C-5a), 76.74 (C-5), 30.52 (CH<sub>2</sub>S), 21.33 (CH<sub>3</sub>COO) ppm. IR (CHCl<sub>3</sub>): ν = 3100, 2925, 2854, 1745, 1595, 1341, 1188, 1092, 991 cm<sup>-1</sup>. MS *m/z* 374 (M + Na)<sup>+</sup>. Anal. Calcd for C<sub>16</sub>H<sub>17</sub>NO<sub>6</sub>S (351.08): C, 54.69; H 4.88. Found: C, 54.93; H, 5.12

## Acknowledgements

Ministerio de Educación y Ciencia, Spain (Project CTQ-2006-15279-03-01) is gratefully thanked for financial support. One of us (A.A.) thanks Ministerio de Educación y Ciencia for a Grant.

## References

1. See, for instance: (a) Hailes, H. C.; Behrendt, J. M. In "Oxetanes and Oxetenes: Monocyclic". *Comprehensive Heterocyclic Chemistry III* (1995-2007); 15 Volume set. Vol. 2: Four-Membered Rings. Chp. 5. Pp. 321-364 Katrizky, A. R.; Ramsden, C. A.; Scriven, E. F. V.; Taylor, R. Eds.; Elsevier: Oxford, 2008. (b) In the same treatise, see: Dussault, P. H.; Xu, C. "Oxetanes and Oxetenes: Fused-ring Derivatives". Vol. 2; Ch. 6. pp 365-387. See

- also: (c) Eicher, T.; Hauptman, S.; Speicher, A. In *Four-Membered Heterocycles*; Wiley-VCH, 2003, Chapter 4: The Chemistry of Heterocycles.
- For a short, illustrative article on the history, chemistry and biological aspects of taxoids, see: (a) Nicolau, K. C.; Guy, R. K.; Potier, P. In *Taxoids: New Weapons against Cancer*; Scientific American, June 1996; pp 94-97. In this article taxoids were defined as "Taxol-like compounds". For a review considering the importance of the oxetane ring on the bioactivity of taxol, see: (b) Kinston, D. D. *J. Nat. Prod.* **2000**, *63*, 726.
  - For a review on physiology and pharmacology of TXA<sub>2</sub>, see: Nakahata, N. *Pharmacology and Therapeutics* **2008**, *118*, 18.
  - For selected references, see: (a) Collado, I. G.; Macias, F. A.; Massanet, G. M.; Molinillo, J. M.; Luis, F. R. *J. Org. Chem.* **1987**, *52*, 3323 and references therein. (b) de la Torre, M. C.; Maggio, A.; Rodríguez, B. *Tetrahedron* **2000**, *56*, 8007 and references therein. See also: (c) Al-Yahya, M. A.; Al-Ferally, F. S.; Dunbar, D. C.; Muhammad, I. *Phytochemistry* **2002**, *59*, 409.
  - Li, C.; Lee, D.; Graf, T. N.; Phifer, S. S.; Nakanishi, Y.; Burgués, J. P.; Riswan, S.; Setyowati, F. M.; Saribi, A. M.; Soejarto, D. D.; Farnsworth, N. R.; Falkinham, J. D.; Kroll, D. J.; Kinghom, A. D.; Wani, M. C.; Oberlies, N. H. *Org. Lett.* **2005**, *5*, 5709.
  - Sugimoto, M.; Suzuki, T.; Hagiwara, H.; Hoshi, T. *Tetrahedron Lett.* **2007**, *48*, 1109.
  - (a) Review: Kudo, H.; Nishikubo, T. *J. Polymer Sci. Part A: Polymer Chemistry* **2007**, *45*, 709. See also: (b) Kameyama, A.; Nishikubo, T. *Polymer J.* **2009**, *41*, 1.
  - For reviews including different synthetically useful reactions of oxetanes, see: (a) Bach, T. *Synthesis* **1998**, 683. (b) Katsuki, T. *Curr. Org. Chem.* **2001**, *5*, 663. (c) D'Auria, M.; Emanuele, L.; Racioppi, R.; Romaniello, G. *Curr. Org. Chem.* **2003**, *7*, 1443. (d) Goldfuss, B. *Synthesis* **2005**, 2271. For others selected accounts considering different applications of oxetanes as synthetic intermediates, see: 1. *Transformation of oxetanes into tetrahydrofuran derivatives*: (e) Petrov, V.; Marshall, W. *Synthesis* **2007**, 1349. (f) Loy, R. N.; Jacobsen, E. N. *J. Am. Chem. Soc.* **2009**, *131*, 2786. 2. *Intramolecular Friedel-Crafts reaction of oxetanes*: (g) Yadav, J. S.; Basak, A. K.; Srihari, P. *Tetrahedron Lett.* **2007**, *48*, 2841. 3. *Transformation of oxetanes into 1,2-dioxolanes*: (h) Dai, P.; Trullinger, T. K.; Liu, X.; Dussault, P. H. *J. Org. Chem.* **2006**, *71*, 2283 and references therein. 4. *Ring-opening reactions of oxetanes including aminolysis reactions*: (i) Boxall, R. J.; Ferris, L.; Grainger, R. S. *Synlett* **2004**, 2379. (j) Yamamoto, Y.; Maekawa, M.; Akindele, T.; Yamada, K.; Tomioka, K. *Tetrahedron* **2005**, *61*, 379. (k) Nadano, R.; Ichikawa, J. *Synthesis* **2006**, 128. (l) Fokin, A. A.; Butova, E. D.; Chernish, L. V.; Fokina, N. A.; Dahl, J. E.; Carlson, R. M.; Schreiner, P. R. *Org. Lett.* **2007**, *9*, 2541. (m) Mojtahedi, M. M.; Saeed, A. M.; Hamidi, V. *Catalysis. Comm.* **2007**, *8*, 1671. (n) Diab, S. A.; Sene, A.; Pfund, E.; Lequex, T. *Org. Lett.* **2008**, *10*, 3895. (o) Gansauer, A.; Ndene, N.; Lauterbach, T.; Justicia, I.; Winkler, I.; Mueck-Lichtenfeld, Ch.; Grimme, S. *Tetrahedron* **2008**, *73*, 8998. (p) Bertolini, F.; Crotti, S. D.; Di Bussolo, V.; Macchia, F.; Pineschi, M. *J. Org. Chem.* **2008**, *41*, 937. Some functionalized oxetanes have also been used as synthetic intermediates. See, for instance: 1. 2-

- Methyleneoxetanes*: (q) Blauvelt, M. L.; Howell, A. R. *J. Org. Chem.* **2008**, *73*, 517. 2. *Spirocyclic oxetanes*: (r) Wuitschick, G.; Roger-Evans, M.; Buckl, A.; Bernasconi, M.; Märki, M.; Godel, T.; Fischer, H.; Wagner, B.; Parrilla, I.; Schuler, F.; Schneider, J.; Alker, A.; Schweizer, W. B.; Müller, K.; Carreira, E. M. *Angew. Chem. Int. Ed.* **2008**, *47*, 4512. For an interesting study on the isomerization of cyclic ethers (including oxetanes) having a carbonyl functional group as a convenient entry to different heterocyclic compounds, see: (s) Kanoh, S.; Naka, M.; Nishimura, T.; Motoi, M. *Tetrahedron* **2002**, *58*, 7049. Oxetanes are also transient intermediates in the Carreira, E. M. *Angew. Chem. Int. Ed.* **2006**, *45*, 7736. In this report it is emphasized that “this structural motif can improve key physico- and pharmacological properties of underlying scaffolds reaction of ylides with carbonyl compounds. For a review, see: (t) Sun, X. L.; Tang, Y. *Acc. Chem. Res.* **2008**, *41*, 937.
9. Wuitschick, G.; Rogers-Evans, M.; Müller, K.; Fischer, H.; Wagner, B.; Schuler, F.; Polonchik, L.;”
  10. (a) Payne, G. B.; Soloway, S. B.; Powell Jr., J. E.; Kollmeyer, W. D. U. S. Patent Appl. 06/416572. (b) Soloway, S. B.; Vogel, P. LeDrian, J. E.; Powell Jr. J. E. U. S. Patent Appl. 06/916334. (c) Taylos, W. S. U. S. Patent Appl. 07/818013. (d) Taylor, E. G. U. S. Patent Appl. 08/146007.
  11. Reviews: (a) Kool, E. T.; *Chem. Rev.* **1997**, *97*, 1473. (b) Meldgaard, M.; Wengel, J. *J. Chem. Soc., Perkin Trans. I* **2000**, 3539. (c) Kurreck, J. *Eur. J. Biochem.* **2003**, *270*, 1628.
  12. (a) Honcharenko, D.; Varghese, O. P.; Plashkevych, O.; Barman, J.; Chattopadhyaya, J. *J. Org. Chem.* **2006**, *71*, 299 and references therein. See also: (b) Plashkevych, O.; Chatterjee, S.; Honcharenko, D.; Pathmasiri, W.; Chattopadhyaya, J. *J. Org. Chem.* **2007**, *72*, 4716. (c) Kumar, S.; Sharma, P. K.; Stein, P. C.; Nielsen, P. *Eur. J. Org. Chem.* **2008**, 5715.
  13. For a general review on transformation of oxiranes into other oxygen-containing heterocycles, see: Kas’yan, L. I.; Tarabara, I. N.; Kas’yan, A. O. *Russ. J. Org. Chem.* **2004**, *40*, 1227. For the transformation of oxiranes into oxetanes see pp 1238-1239.
  14. (a) LeDrian, C.; Vogel, P. *Helv. Chim. Acta* **1988**, *71*, 1399. (b) For a study concerning the relative basicities of the ethereal oxygen in compounds **4** and **5** see: LeDrian, C.; Vogel, P. *J. Org. Chem.* **1993**, *58*, 2328. (c) For structural studies of compound **5** see: Pinkerton, A. A.; LeDrian, C.; Vogel, P. *Heterocycles* **2000**, *52*, 171.
  15. For a review on the formation of four-membered heterocycles through electrophilic heteroatom cyclization see: (a) Robin, S.; Rousseau, G. *Eur. J. Org. Chem.* **2002**, 3099. This reaction has been proved to be particularly useful in the synthesis of tetrahydrofuran derivatives. For a review see: (b) Wolfe, J. P.; Hay, M. B. *Tetrahedron* **2007**, *63*, 261. See in particular pp 274-275.
  16. (a) Arjona, O.; de la Pradilla, R. F.; Pérez, R. A.; Plumet, J.; Viso, A. *Tetrahedron Lett.* **1987**, *28*, 5549. (b) Arjona, O.; de la Pradilla, R. F.; García, L.; Mallo, A.; Plumet, J. *J. Chem. Soc. Perkin Trans. II* **1989**, 1315. (c) Arjona, O.; de la Pradilla, R. F.; Plumet, J.; Viso, A. *Tetrahedron*, **1989**, *45*, 4565. (d) Arjona, O., de la Pradilla, R. F.; Plumet, J.; Viso, A. *J. Org. Chem.* **1992**, *57*, 772.

17. See, for instance, reference 16d and: Chuard, R.; Giraud, A.; Renaud, P. *Angew. Chem. Int. Ed.* **2002**, *41*, 4321.
18. First reports: (a) Paternó, E.; Chieffi, G. *Gazz. Chim. Ital.* **1909**, *39*, 341. (b) Büchi, G.; Inman, C. G.; Lipinsky, E. S. *J. Am. Chem. Soc.* **1954**, *76*, 4327. For a selected review on the intramolecular Paternó-Büchi reaction see reference 8a. For a selected review on the use of 2,3-dihydrofurans in the synthesis of heterocyclic compounds including the Paternó-Büchi reaction see: (c) Shvekhgeimer, M. G. A. *Russ. Chem. Rev.* **1997**, *66*, 139.
19. Tupp, B.; Fritz, H.; Prinzbach, H.; Imgartinger, H.; Reinfenstal, U. *Chem. Ber.* **1991**, *124*, 1777.
20. Aljarilla, A.; Plumet, J. *Synthesis* **2008**, 3516 and references therein.
21. Powell Jr., J. E.; Taylor, W. S. U. S Patent 07/638253.
22. Intramolecular 1,3-migration of the 2-*endo*-substituents in 5-*exo*-6-*exo*-epoxy- and aziridinyll derivatives of 7-oxanorbornanic compounds have been observed, rationalized and synthetically exploited. For dealing references see the following reviews: (a) Vogel, P.; Cossy, J.; Plumet, J.; Arjona, O. *Tetrahedron* **1999**, *55*, 13521 (see pp 1385). (b) Vogel, P.; Fattori, D.; Gasparini, F.; LeDrian, C. *Synlett* **1990**, 173 (see pp 180-183).
23. Bange, J.; Haughan, A. F.; Knight, J. R.; Sweeney, J. *J. Chem. Soc., Perkin Trans. I* **1998**, 1039.
24. See for instance: Vyunov, K. A.; Ginak, A. I. *Russ. Chem. Rev.* **1981**, *50*, 151.
25. Temesvari-Major, E.; Gruber, L.; Toemoeskoezi, I.; Kovacs, G.; Cseh, G. *Tetrahedron Lett.* **1980**, *21*, 4035.
26. In some related process the oxetane has been proposed as kinetic product which rearrange to the more stable tetrahydrofuran derivative (thermodynamic product). See, for instance: (a) Cook, C.; Cho, Y.; Jep, S.; Jung, Y. *Arch. Pharm. Res.* **1985**, *8*, 39. (b) Eames, J.; Warren, S. *Tetrahedron Lett.* **1996**, *37*, 3525.