

Supplementary Material

An ionic liquid {[^{sec}bmim]⁺ Br⁻} as a “dual reagent catalyst” for the multicomponent synthesis of (quinolinyl- and isoquinolinyl- amino) alkylnaphthols, their bis- analogs and a facile route to naphthoxazines

Chhanda Mukhopadhyay,^{a*} Sunil Rana^a and Ray J. Butcher^b

^a*Department of Chemistry, University of Calcutta, 92 APC Road, Kolkata-700009, India*

^b*Department of Chemistry, Howard University, Washington DC 20059, USA*

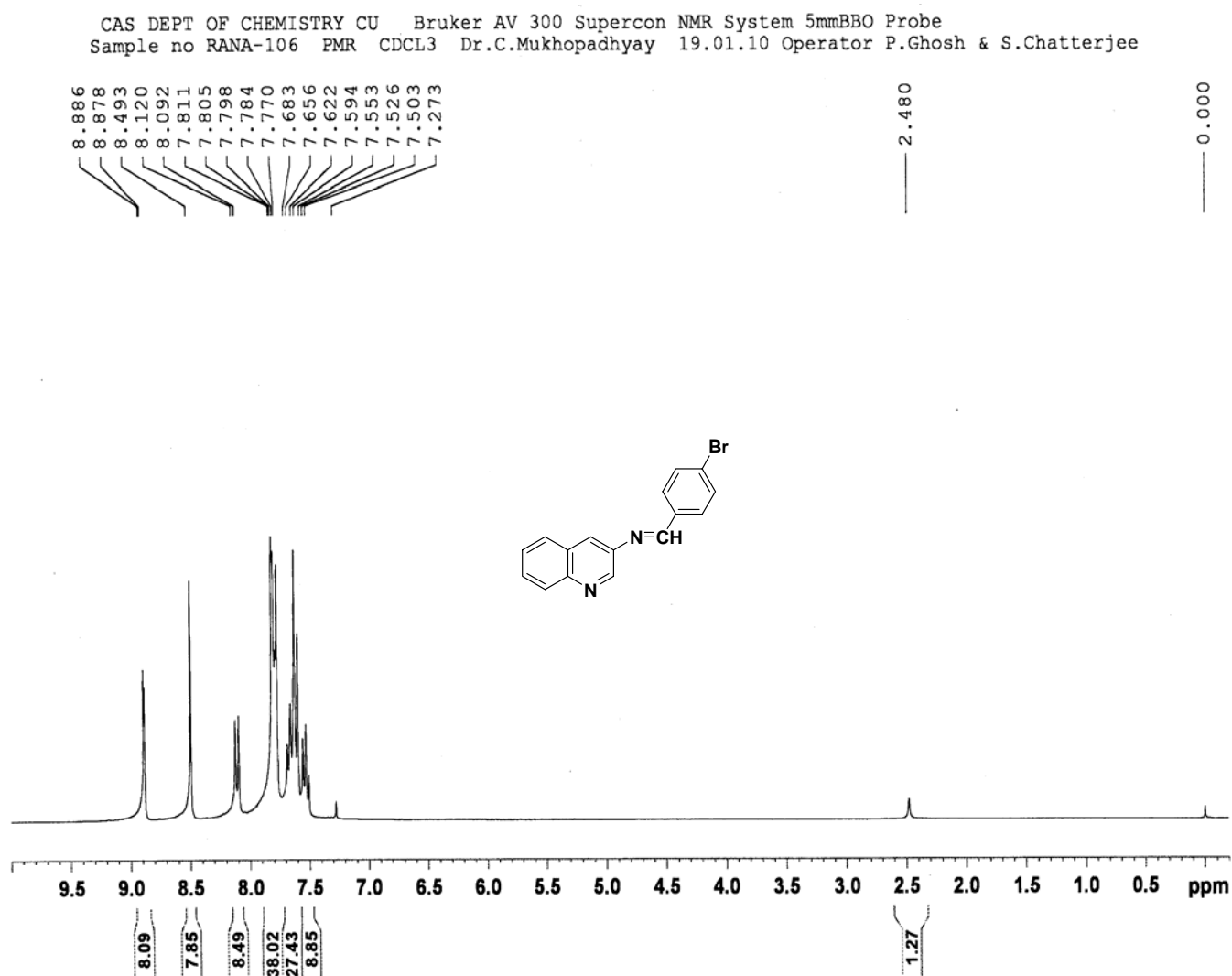
E-mail: cmukhop@yahoo.co.in

Table of contents

1. Spectral and analytical data of the imine	S2-S3
2. Spectral characterization data of compounds (3b-3t)	S3-S9
3. Spectral characterization data of the bis compounds (4b-4d)	S9
4. Spectral data of oxazines (5b-5h)	S10-S11
5. Scanned NMR data of some unknown compounds	S12-S16
6. Scanned NMR data of the ionic liquid	S17-S18

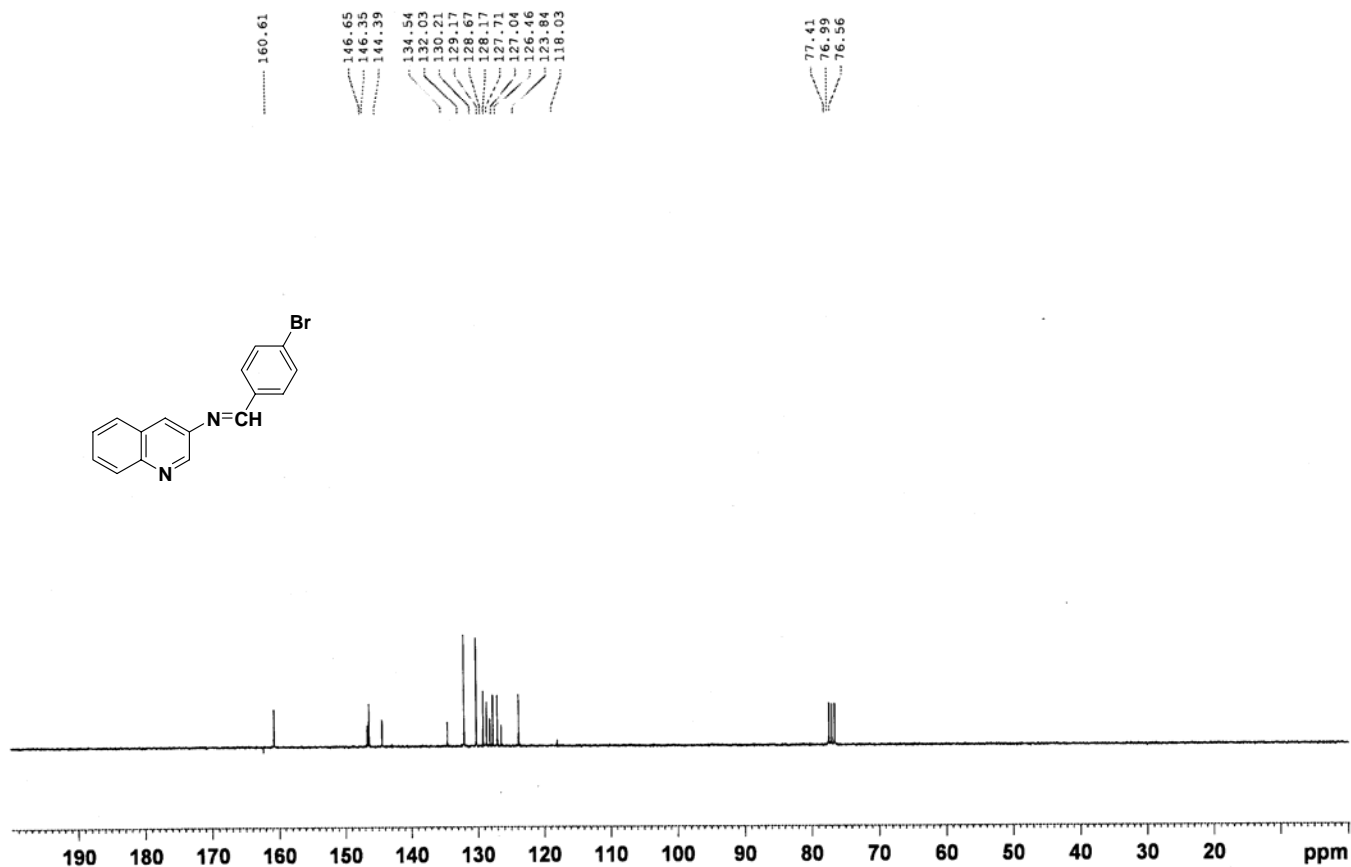
The spectral and analytical data for the isolated imine [(4-Bromo-benzylidene)-quinolin-3-yl-amine], a white solid, is as follows: [Found: C, 61.97; H, 3.49; N, 8.92 %; C₁₆H₁₁BrN₂ requires C: 61.76, H: 3.56, Br: 25.68, N: 9.00 %]. R_f (20 % EtOAc / petroleum ether): 0.51. Mp: 128-130 °C (EtOAc); v_{max} (KBr): 1626, 1573, 1484, 1400, 1335, 1217, 1064, 1007, 974, 909, 862 and 756; ¹H NMR (300 MHz, CDCl₃) δ_H: 8.88 (d, ³J=2.4 Hz, 1H, Ar), 8.49 (s, 1H, C-H), 8.10 (d, ³J=8.4 Hz, 1H, Ar), 7.81-7.5 (m, 8H, Ar); ¹³C NMR (75 MHz, CDCl₃) and DEPT-135 δ_c: 160.6 (CH), 146.6 (C), 146.3 (CH), 144.4 (C), 134.5 (C), 132.0 (CH), 130.2 (CH), 129.2 (CH), 128.7 (CH), 128.2 (C), 127.7 (CH), 127.0 (CH), 126.5 (C), 123.8 (CH); HRMS (M⁺): 310.0102; C₂₁H₁₆N₂O requires 310.0106.

¹H NMR Spectrum of [(4-Bromo-benzylidene)-quinolin-3-yl-amine]



¹³C NMR Spectrum of [(4-Bromo-benzylidene)-quinolin-3-yl-amine]

CAS DEPT OF CHEMISTRY CU Bruker AV 300 Supercon NMR System 5mmBBO Probe
Sample no RANA-106 CMR CDCL3 Dr.C.Mukhopadhyay 21.01.10 Operator P.Ghosh & S.Chatterjee



Spectral Characterisation Data (3b-3t)

1-[(4-Bromophenyl)-(quinolin-3'-ylamino)-methyl]-naphthalene-2-ol (3b). (Table 3, entry 2): The titled compound was obtained as a white solid (387 mg, 85 %); [Found: C: 68.73; H, 4.32; N, 6.02 %. C₂₆H₁₉ClN₂O requires C: 68.58, H: 4.21, Br: 17.55, N: 6.15, O: 3.51 %]. R_f (40 % EtOAc / petroleum ether): 0.46. Mp: 174-176 °C (EtOAc). ν_{\max} (KBr): 3372, 3051, 2621, 1610, 1513, 1480, 1440, 1321, 1262, 1221, 1066, 1005, 852, 812, 778 and 744 cm⁻¹; ¹H NMR (300 MHz, DMSO-*d*₆) δ_{H} : 10.27 (s, 1H, O-H), 8.75 (d, ³*J*=2.1 Hz, 1H, C_{2'}-H), 8.06 (d, ³*J*=8.4Hz, 1H, C_{8'}-H), 7.76-7.72 (m, 3H, C-H, C₄-H and C₅-H), 7.51-7.41 (m, 3H, C₈-H, C_{3a}-H and C_{5a}-H), 7.36-7.12 (m, 7H, C_{2a}-H, C_{6a}-H, C₆-H, C₇-H, C_{5'}-H, C_{6'}-H and C_{7'}-H), 7.11 (d, ³*J*=6.3 Hz, 1H, C₃-H), 7.04 (d, ³*J*=2.1 Hz, 1H, C_{4'}-H), 6.64 (d, ³*J*=6.3 Hz, 1H, N-H); ¹³C NMR (75 MHz, DMSO-*d*₆) and DEPT-135 δ_{C} : 153.1 (C₂), 144.1 (C_{2'}), 142.2(C_{3'}), 141.7 (C_{9'}), 141.2 (C_{1a}), 132.1 (C₉), 131.1 (C_{3a} and C_{5a}), 129.7 (C₄), 129.3 (C_{10'}), 129.0 (C_{2a} and C_{6a}), 128.9 (C₁₀), 128.7(C₅), 128.5 (C_{8'}), 126.6 (C_{6'}), 126.3 (C₇), 125.9 (C_{7'}), 124.2 (C_{5'}),

124.0 (C_{4'}), 122.6 (C₆), 119.5 (C_{4a}), 118.4 (C₁), 118.3 (C₈), 109.0 (C₃), 52.2 (C-H). HRMS (M⁺): 454.0678; C₂₆H₁₉BrN₂O requires 454.0681.

1-[(4-Nitrophenyl)-(quinolin-3'-ylamino)-methyl]-naphthalene-2-ol (3c). (Table 3, entry 3): The titled compound was obtained as a white solid (337 mg, 80 %); [Found: C: 74.33; H, 4.46; N, 9.89 %. C₂₆H₁₉N₃O₃ requires C: 74.10, H: 4.54, N: 9.97, O: 11.39 %]. R_f (40 % EtOAc / petroleum ether): 0.41. Mp: 180-182 °C (EtOAc). ν_{\max} (KBr): 3373, 3056, 2629, 1605, 1515, 1341, 1264, 1219, 1053, 847 and 746 cm⁻¹; ¹H NMR (300 MHz, DMSO-*d*₆) δ_{H} : 10.34 (s, 1H, O-H), 8.76 (d, ³J=2.7 Hz, 1H, C_{2'-H}), 8.14 (d, ³J=8.7 Hz, 2 H, C_{3a-H} and C_{5a-H}), 8.02 (d, ³J=6.3 Hz, 1H, C_{8'-H}), 7.78-7.73 (m, 3H, N-H, C_{4-H} and C_{5-H}), 7.58 (d, ³J=8.7 Hz, 2 H, C_{2a-H} and C_{6a-H}), 7.51 (dd, ³J=8.0 Hz and ⁴J=2.2 Hz, 1H, C_{8-H}), 7.37-7.18 (m, 5 H, C_{6-H}, C_{7-H}, C_{5'-H}, C_{6'-H} and C_{7'-H}), 7.11 (d, ³J=6.3 Hz, 1H, C_{3-H}), 7.05 (d, ³J=2.1 Hz, 1H, C_{4'-H}), 6.74 (d, ³J=6.3 Hz, 1H, C-H); ¹³C NMR (75 MHz, DMSO-*d*₆) and DEPT-135 δ_{C} : 153.1 (C₂), 150.6 (C_{4a}), 146.2 (C_{3'}), 144.1 (C_{2'}), 142.02 (C_{9'}), 141.3 (C_{1a}), 132.1 (C₉), 130.0 (C₄), 129.3 (C_{10'}), 128.8 (C₁₀), 128.7 (C₅), 128.5 (C_{8'}), 127.9 (C_{2a} and C_{6a}), 126.6 (C_{6'}), 126.57 (C₇), 126.0 (C_{7'}), 124.3 (C_{5'}), 123.7 (C_{4'}), 123.5 (C_{3a} and C_{5a}), 122.7 (C₆), 118.3 (C₈), 118.2 (C₁), 109.1 (C₃), 55.5 (C-H). HRMS (M⁺): 421.1421; C₂₆H₁₉N₃O₃ requires 421.1426.

1-[(4-Cyanophenyl)-(quinolin-3'-ylamino)-methyl]-naphthalene-2-ol (3d). (Table 3, entry 4): The titled compound was obtained as a white solid (301 mg, 75 %); [Found: C: 80.94; H, 4.83; N, 10.38 %. C₂₇H₁₉N₃O requires C: 80.78, H: 4.77, N: 10.47, O: 3.99 %]. R_f (40 % EtOAc / petroleum ether): 0.43. Mp: 194-196 °C (EtOAc). ν_{\max} (KBr): 3371, 3048, 2225, 1607, 1510, 1438, 1345, 1261, 1219, 1053, 858, 820, 781, 747 and 648 cm⁻¹; ¹H NMR (300 MHz, DMSO-*d*₆) δ_{H} : 10.34 (s, 1H, O-H), 8.76 (s, 1H, C_{2'-H}), 8.01 (s, 1H, C_{8'-H}), 7.76-7.72 (m, 3H, C-H, C_{4-H} and C_{5-H}), 7.51 (d, ³J=8.1 Hz, 1H, C_{8-H}), 7.34-7.16 (m, 10H, C_{2a-H}, C_{3a-H}, C_{5a-H}, C_{6a-H}, C_{3-H}, C_{6-H}, C_{7-H}, C_{5'-H}, C_{6'-H} and C_{7'-H}), 7.04 (s, 1H, C_{4'-H}), 6.71 (d, ³J=6.3 Hz, 1H, N-H); ¹³C NMR (75 MHz, DMSO-*d*₆) and DEPT-135 δ_{C} : 153.2 (C₂), 148.3 (C_{4a}), 144.1 (C_{2'}), 142.1 (C_{9'}), 141.2 (C_{1a}), 132.2 (C_{3a} and C_{5a}), (132.1 (C₉), 129.9 (C₄), 129.3 (C_{10'}), 128.9 (C₁₀), 128.7 (C₅), 128.5 (C_{8'}), 127.7 (C_{2a} and C_{6a}), 126.6 (C_{6'}), 126.5 (C₇), 125.9 (C_{7'}), 124.3 (C_{5'}), 123.7 (C_{4'}), 122.6 (C₆), 118.9 (CN), 118.3 (C₈), 118.2 (C₁), 109.2 (C_{4a}), 109.1 (C₃), 52.5 (C-H). HRMS (M⁺): 401.1522; C₂₇H₁₉N₃O requires 401.1528.

1-[(3,4-Dimethoxyphenyl)-(quinolin-3'-ylamino)-methyl naphthalene-2-ol (3e). (Table 3, entry 5): The titled compound was obtained as an off-white solid (310 mg, 71 %), [Found: C: 77.30; H, 5.49; N, 6.37 %. C₂₈H₂₄N₂O₃ requires C: 77.04, H: 5.54, N: 6.42, O: 11.00 %]. R_f (40 % EtOAc / petroleum ether): 0.31; Mp: 162-164 °C (EtOAc). ν_{\max} (KBr): 3388, 3048, 2941, 1610, 1510, 1449, 1389, 1326, 1263, 1139, 1027 and 823 cm⁻¹; ¹H NMR (300 MHz, DMSO-*d*₆) δ_{H} : 10.22 (s, 1H, O-H), 8.70 (s, 1H, C_{2'-H}), 8.13 (d, ³J=8.7 Hz, 1H, C_{8'-H}), 7.74-7.68 (m, 3H, N-H, C_{4-H} and C_{5-H}), 7.44 (d, ³J=7.5 Hz, 1H, C_{8-H}), 7.34-7.17 (m, 5H, C_{6-H}, C_{7-H}, C_{5'-H}, C_{6'-H} and C_{7'-H}), 7.09 (d, ³J=6.6 Hz, 1H, C_{3-H}), 7.06 (s, 1H, C_{2a-H}), 7.01 (s, 1H, C_{4'-H}), 6.83-6.76 (m, 2H, C_{5a-H} and C_{6a-H}), 6.59 (d, ³J=6.6 Hz, 1H, C-H), 3.65 (s, 3H, O-CH₃), 3.61 (s, 3H, O-CH₃); ¹³C NMR (75 MHz, DMSO-*d*₆) and DEPT-135 δ_{C} : 153.1 (C₂), 148.6 (C_{4a}), 147.6 (C_{3a}), 144.1 (C_{2'}), 142.3 (C_{3'}), 141.1 (C_{9'}), 134.3 (C_{1a}), 132.3 (C₉), 129.4 (C₄), 128.9 (C₁₀ and C_{10'}), 128.6 (C₅), 128.5 (C_{8'}), 126.6 (C_{6'}), 126.0 (C₇), 125.8 (C_{7'}), 124.3 (C_{5'}), 124.0 (C_{4'}), 122.4 (C₆), 119.1 (C_{2a}), 118.5 (C₁), 118.2 (C₈), 111.7 (C_{5a}), 111.2 (C_{2a}), 108.9 (C₃), 55.6 (2×O-CH₃), 52.5 (C-H). HRMS (M⁺) 436.1789; C₂₈H₂₄N₂O₃ requires 436.1787.

1-[(2-Nitrophenyl)-(quinolin-3'-ylamino)-methyl]-naphthalene-2-ol (3f). (Table 3, entry 6): The titled compound was obtained as a yellow solid (316 mg, 75 %), [Found: C: 74.28; H, 4.44; N, 10.03 %. C₂₆H₁₉N₃O₃ requires C: 74.10, H: 4.54, N: 9.97, O: 11.39 %]. R_f (40 % EtOAc / petroleum ether): 0.39; Mp: 168-170 °C (EtOAc). ν_{\max} (KBr): 3388, 3170, 3060, 1615, 1578, 1514, 1443, 1368, 1305, 1253, 1109, 1057, 949, 789 and 734 cm⁻¹; ¹H NMR (300 MHz, DMSO-*d*₆) δ_{H} : 10.20 (s, 1H, O-H), 8.65 (d, ³J=3.6 Hz, 1H, C_{2'-H}), 8.16 (d, ³J=8.1 Hz, 1H, C_{3a-H}), 8.00 (d, ³J=8.7 Hz, 1H, C_{4'-H}), 7.82-7.72 (m, 3H, C_{4-H}, C_{5-H} and C_{8-H}), 7.56-7.05 (m, 11H, C_{4a-H}, C_{5a-H}, C_{6a-H}, C_{3-H}, C_{6-H}, C_{7-H}, C_{3'-H}, C_{5'-H}, C_{6'-H}, C-H and N-H), 6.80 (d, ³J=7.5 Hz, 1H, C_{7'-}

H); ^{13}C NMR (75 MHz, DMSO- d_6) and DEPT-135 δc : 154.0 (C_2), 149.8 (C_{2a}), 147.5 ($\text{C}_{2'}$), 143.5 ($\text{C}_{8'}$), 137.6 ($\text{C}_{9'}$), 136.1 ($\text{C}_{4'}$), 135.4 (C_{1a}), 132.9 (C_9), 132.1 (C_{5a}), 130.2 (C_{6a}), 129.5 (C_4), 128.9 (C_{4a}), 128.4 (C_5), 128.3 (C_{10} and $\text{C}_{10'}$), 127.8 ($\text{C}_{6'}$), 127.1 (C_7), 124.3 (C_{3a}), 122.7 ($\text{C}_{3'}$ and C_6), 121.9 (C_8), 118.6 (C_3), 116.1 (C_1), 114.7 ($\text{C}_{5'}$), 105.2 ($\text{C}_{7'}$), 49.5 (C-H). HRMS (M^+) 421.1422; $\text{C}_{26}\text{H}_{19}\text{N}_3\text{O}_3$ requires 421.1426.

1-[(4-Chlorophenyl)-(quinolin-8'-ylamino)-methyl]-naphthalene-2-ol (3g). (Table 3, entry 7): The titled compound was obtained as a yellowish solid (349 mg, 85 %); [Found: C: 76.28; H, 4.57; N, 6.73 %. $\text{C}_{26}\text{H}_{19}\text{ClN}_2\text{O}$ requires C: 76.00, H: 4.66, N: 6.82, Cl: 8.63, O: 3.89 %]. R_f (20 % EtOAc/petroleum ether): 0.51. Mp: 150-152 °C (EtOAc). ν_{max} (KBr): 3309, 3031, 2902, 1613, 1591, 1505, 1470, 1410, 1374, 1319, 1269, 1230, 1159 and 1096 cm^{-1} ; ^1H NMR (300 MHz, DMSO- d_6) δ_{H} : 10.35 (s, 1H, O-H), 8.70 (d, $^3J=3.0$ Hz, 1H, $\text{C}_{2'}$ -H), 8.30 (br s, 1H, N-H), 8.16 (dd, $^3J=8.5$ Hz and $^4J=2.5$ Hz, 1H, $\text{C}_{4'}$ -H), 7.8-7.73 (m, 3H, C_4 -H, C_5 -H and C_8 -H), 7.46-7.20 (m, 9H, C_{2a} -H, C_{3a} -H, C_{5a} -H, C_{6a} -H, C_3 -H, C_6 -H, C_7 -H, $\text{C}_{3'}$ -H, $\text{C}_{6'}$ -H), 7.05 (d, $^3J=8.1$ Hz, 1H, C_5 -H), 6.90-6.80 (m, 2H, $\text{C}_{7'}$ -H and C-H); ^{13}C NMR (75 MHz, DMSO- d_6) and DEPT-135 δc : 153.0 (C_2), 147.4 ($\text{C}_{2'}$), 143.9 ($\text{C}_{8'}$), 142.1 (C_{1a}), 137.6 ($\text{C}_{9'}$), 136.2 ($\text{C}_{4'}$), 132.2 (C_9), 131.0 (C_{4a}), 129.6 (C_4), 128.9 (C_5), 128.7 ($\text{C}_{10'}$), 128.4 (C_{10}), 128.3 (C_{2a} and C_{6a}), 128.2 (C_{3a} and C_{5a}), 127.9 ($\text{C}_{6'}$), 127.0 (C_7), 122.9 (C_6), 122.7 ($\text{C}_{3'}$), 121.9 (C_8), 119.5 (C_1), 118.7 (C_3), 114.1 ($\text{C}_{5'}$), 105.4 ($\text{C}_{7'}$), 52.1 (C-H). HRMS (M^+) 410.1183; $\text{C}_{26}\text{H}_{19}\text{ClN}_2\text{O}$ requires 410.1186.

1-[(4a-Chlorophenyl)-(quinolin-3'-ylamino)-methyl]-naphthalene-2-ol (3h). (Table 3, entry 8): The titled compound was obtained as a white solid (337 mg, 82 %), [Found: C, 76.23; H, 4.57; N, 6.77 %. $\text{C}_{26}\text{H}_{19}\text{ClN}_2\text{O}$ requires C: 76.00, H: 4.66, Cl: 8.63 N: 6.82, O: 3.89 %]. R_f (40 % EtOAc / petroleum ether): 0.48. Mp: 172-174 °C (EtOAc). ν_{max} (KBr) : 3370, 3049, 2618, 1611, 1511, 1482, 1441, 1323, 1262, 1221, 1084, 1012, 855, 814, 781 and 744 cm^{-1} ; ^1H NMR (300 MHz, DMSO- d_6) δ_{H} : 10.25 (s, 1H, O-H), 8.71 (d, $^3J=2.4$ Hz, 1H, $\text{C}_{2'}$ -H), 8.01 (d, $^3J=7.5$ Hz, 1H, $\text{C}_{8'}$ -H), 7.76-7.70 (m, 3H, C-H, C_4 -H and C_5 -H), 7.48 (dd, $^3J=8.1$ Hz and $^4J=1.5$ Hz, 1H, C_8 -H), 7.33-7.18 (m, 9H, C_{2a} -H, C_{3a} -H, C_{5a} -H, C_{6a} -H, C_6 -H, C_7 -H, $\text{C}_{5'}$ -H, $\text{C}_{6'}$ -H and $\text{C}_{7'}$ -H), 7.11 (d, $^3J=6.6$ Hz, 1H, C_3 -H), 6.99 (d, $^3J=1.8$ Hz, 1H, $\text{C}_{4'}$ -H), 6.61 (d, $^3J=6.3$ Hz, 1H, N-H); ^{13}C NMR (75 MHz, DMSO- d_6) and DEPT-135 δc : 151.1 (C_2), 144.1 ($\text{C}_{2'}$), 142.1 ($\text{C}_{9'}$), 141.2 ($\text{C}_{3'}$ and C_{1a}), 132.1 (C_9), 131.0 (C_{4a}), 129.7 (C_4), 129.3 ($\text{C}_{10'}$), 128.9 (C_{10}), 128.6 (C_5 , C_{2a} and C_{6a}), 128.2 ($\text{C}_{8'}$, C_{3a} and C_{5a}), 126.6 ($\text{C}_{6'}$), 126.3 (C_7), 125.9 ($\text{C}_{7'}$), 124.2 ($\text{C}_{4'}$ and $\text{C}_{4'}$), 122.5 (C_6), 118.4 (C_1), 118.2 (C_8), 108.9 (C_3), 52.1 (C-H). HRMS (M^+): 410.1189; $\text{C}_{26}\text{H}_{19}\text{ClN}_2\text{O}$ requires 410.1186.

1-[(3,4-Dimethoxyphenyl)-(quinolin-8'-ylamino)-methyl]-naphthalene -2-ol (3i). (Table 3, entry 9): The titled compound was obtained as a white solid (305 mg, 70%); [Found: C, 77.30; H, 5.41; N, 6.36 %. $\text{C}_{28}\text{H}_{24}\text{N}_2\text{O}_3$ requires C: 77.04, H: 5.54, N: 6.42, O: 11.00%]. R_f (20 % EtOAc / petroleum ether): 0.38. Mp: 170-172 °C (EtOAc), ν_{max} (KBr): 3312, 3013, 2933, 1620, 1533, 1501, 1488, 1411, 1364, 1321, 1245, 1231, 1157 and 1112 cm^{-1} ; ^1H NMR (300 MHz, DMSO- d_6) δ_{H} : 10.30 (s, 1H, O-H), 8.69 (d, $^3J=3.9$ Hz, 1H, $\text{C}_{2'}$ -H), 8.31 (brs, 1H, N-H), 8.13 (dd, $^3J=8.4$ Hz and $^4J=1.3$ Hz, 1H, $\text{C}_{4'}$ -H), 7.78-7.71 (m, 3H, C_4 -H, C_5 -H, and C_8 -H), 7.44-7.17 (m, 5H, C_3 -H, C_6 -H, C_7 -H, $\text{C}_{3'}$ -H and $\text{C}_{6'}$ -H), 7.10 (s, 1H, C_{2a} -H), 7.03 (d, $^3J=8.1$ Hz, 1H, $\text{C}_{5'}$ -H), 6.94 (d, $^3J=8.1$ Hz, 1H, C_{5a} -H), 6.85-6.75 (m, 3H, $\text{C}_{7'}$ -H, C_{6a} -H and C-H), 3.63 (s, 3H, OMe), 3.54 (s, 3H, OMe); ^{13}C NMR (75 MHz, DMSO- d_6) and DEPT-135 δc : 153.04 (C_2), 148.89 (C_{3a} or C_{4a}), 147.79 (C_{4a} or C_{3a}), 147.5 ($\text{C}_{2'}$), 144.3 ($\text{C}_{8'}$), 137.8 ($\text{C}_{9'}$), 136.2 ($\text{C}_{4'}$), 135.4 (C_{1a}), 132.4 (C_9), 129.4 (C_4), 129.0 (C_5), 128.9 ($\text{C}_{10'}$ or C_{10}), 128.5 (C_{10} or $\text{C}_{10'}$), 127.9 ($\text{C}_{6'}$), 126.78 (C_7), 123.3 (C_6), 122.7 (C_8), 121.9 ($\text{C}_{3'}$), 119.7 (C_1), 118.9 (C_{6a}), 118.7 (C_3), 114.1 ($\text{C}_{5'}$), 111.9 (C_{5a} or C_{2a}), 110.9 (C_{2a} or C_{5a}), 105.6 ($\text{C}_{7'}$), 55.6 (2×OMe), 52.9 (C-H). HRMS (M^+) 436.1780; $\text{C}_{28}\text{H}_{24}\text{N}_2\text{O}_3$ requires 436.1787.

1-[(3-Nitrophenyl)-(quinolin-8'-ylamino)-methyl]-naphthalene-2-ol (3j). (Table 3, entry 10): The titled compound was obtained as a yellow solid (329 mg, 78%); [Found: C, 74.30; H, 4.41; N, 9.87 %. $\text{C}_{26}\text{H}_{19}\text{N}_3\text{O}_3$ requires C: 74.10, H: 4.54, N: 9.97, O: 11.39 %]. R_f (20 % EtOAc / petroleum ether): 0.44. Mp: 112-114 °C

(EtOAc). ν_{\max} (KBr): 3423, 3058, 1620, 1520, 1474, 1345, 1267, 1230, 1096, 812 cm^{-1} ; ^1H NMR (300 MHz, DMSO- d_6) δ_{H} : 10.93 (s, 1H, O-H), 8.74-8.43 (m, 1H, C_{2'}-H), 8.43 (t, $^3J=1.9$ Hz, 1H, C_{5a}-H), 8.18-8.10 (m, 2H, C_{4'}-H and C₄-H), 7.88-7.78 (m, 3H, C₄-H, C₅-H and C₈-H), 7.68 (d, $^3J=7.9$ Hz, 1H, C_{6a}-H), 7.53-7.23 (m, 6H, C₆-H, C₇-H, C_{5a}-H, C_{3'}-H, C_{5'}-H and C_{6'}-H), 7.15 (d, $^3J=8.9$ Hz, 1H, C₃-H), 6.87-6.82 (m, 2H, C_{7'}-H and N-H), 6.45 (s, 1H, C-H); ^{13}C NMR (75 MHz, DMSO- d_6) and DEPT-135 δ_{C} : 155.9 (C₂), 148.8 (C_{3a}), 148.2 (C_{2'}), 143.5 (C_{8'}), 143.2 (C_{9'}), 139.1 (C_{1a}), 136.3 (C_{4'}), 131.4 (C₉), 130.5 (C_{5a}), 130.2 (C₄), 130.3 (C₄), 129.2 (C₅), 128.3 (C₁₀ and C_{10'}), 127.4 (C_{6'}), 127.2 (C₇), 123.3 (C_{4a}), 123.2 (C_{2a}), 123.1 (C₆), 121.9 (C_{3'}), 121.1 (C₈), 120.0 (C₃), 119.3 (C_{5'}), 113.6 (C₁), 110.7 (C_{7'}), 61.0 (C-H). HRMS (M^+) 421.1421; C₂₆H₁₉N₃O₃ requires 421.1426.

1-[(3-Bromophenyl)-(quinolin-8'-ylamino)-methyl]-naphthalene-2-ol (3k). (Table 3, entry 11): The titled compound was obtained as a brown solid (346 mg, 76%); [Found: C: 68.77; H, 4.13; N, 6.12 %. C₂₆H₁₉BrN₂O requires C: 68.58, H: 4.21, Br: 17.55, N: 6.19, O: 3.51 %]. R_f (20 % EtOAc/petroleum ether): 0.52. Mp: 120-122 °C (EtOAc). ν_{\max} (KBr): 3313, 3041, 1589, 1507, 1467, 1413, 1375, 1318, 1273, 1232, 1156, 1103, 814, 747 and 687 cm^{-1} ; ^1H NMR (300 MHz, DMSO- d_6) δ_{H} : 11.08 (s, 1H, O-H), 8.76 (dd, $^3J=4.5$ Hz and $^4J=1.8$ Hz, 1H C₂-H), 8.15 (dd, $^3J=8.1$ Hz and $^4J=1.8$ Hz, 1H, C₄-H), 7.85-7.73 (m, 3H, C₄-H, C₅-H and C₈-H), 7.67 (t, $^3J=1.8$ Hz, 1H, C_{5a}-H), 7.46-7.10 (m, 9H, C_{2a}-H, C_{4a}-H, C_{6a}-H, C₃-H, C₆-H, C₇-H, C_{3'}-H, C_{5'}-H and C_{6'}-H), 6.79 (dd, $^3J=7.5$ Hz and $^4J=1.2$ Hz, 1H, C_{7'}-H), 6.68 (s, 1H, N-H), 6.26 (s, 1H, C-H); ^{13}C NMR (75 MHz, DMSO- d_6) and DEPT-135 δ_{C} : 156.1 (C₂), 148.2 (C_{2'}), 143.7 (C_{8'}), 143.2 (C_{9'}), 139.3 (C_{1a}), 136.2 (C_{4'}), 131.7 (C_{2a}), 131.5 (C₉), 130.9 (C_{4a}), 130.3 (C₄), 129.2 (C_{10'}), 129.1 (C₅), 128.2 (C₁₀), 127.4 (C_{6'}), 127.0 (C_{6a}), 126.9 (C₇), 123.3 (C_{3a}), 123.0 (C₆), 121.8 (C_{3'}), 121.4 (C₈), 120.1 (C₃), 119.3 (C_{5'}), 113.5 (C₁), 118.6 (C₃), 111.0 (C_{7'}), 62.0 (C-H). HRMS (M^+) 454.0683; C₂₆H₁₉BrN₂O requires 454.0681.

1-[(4-Chlorophenyl)-(quinolin-6'-ylamino)-methyl]-naphthalene-2-ol (3l). (Table 3, entry 12): The titled compound was obtained as a white solid (329 mg, 80%); [Found: C: 76.26; H, 4.57; N, 6.79 %. C₂₆H₁₉ClN₂O requires C: 76.00, H: 4.66, Cl: 8.63 N: 6.82, O: 3.89 %]. R_f (40 % EtOAc / petroleum ether): 0.50. Mp: 130-132 °C (EtOAc). ν_{\max} (KBr): 3354, 3046, 2535, 1621, 1517, 1441, 1374, 1303, 1241 and 1086 cm^{-1} ; ^1H NMR (300 MHz, DMSO- d_6) δ_{H} : 10.29 (s, 1H, O-H), 8.44 (d, $^3J=4.0$ Hz, 1H, C₂-H), 8.03 (d, $^3J=7.6$ Hz, 1H, C₄-H), 7.83 (d, $^3J=8.1$ Hz, 1H, C₈-H), 7.76-7.67 (m, 3H, C₈-H, C₄-H and C₅-H), 7.49 (dd, $^3J=9.1$ Hz, $^4J=2.1$ Hz, 1H, C₇-H), 7.32-7.18 (m, 8H, C_{2a}-H, C_{3a}-H, C_{3a}-H, C_{6a}-H, C₆-H, C₇-H, C_{3'}-H and C_{5'}-H), 6.98 (d, $^3J=6.2$ Hz, 1H, C₃-H), 6.74 (s, 1H, N-H), 6.67 (d, $^3J=6.2$ Hz, 1H, C₈-H); ^{13}C NMR (75 MHz, DMSO- d_6) and DEPT-135 δ_{C} : 153.1 (C₂), 146.6 (C_{6'}), 145.5 (C_{2'}), 142.6 (C_{9'}), 141.7 (C_{1a}), 133.4 (C_{4'}), 132.2 (C₉), 130.9 (C_{4a}), 129.8 (C_{10'}), 129.6 (C₄), 129.4 (C_{8'}), 128.9 (C₁₀), 128.7 (C₅), 128.6 (C_{2a} and C_{6a}), 128.2 (C_{3a} and C_{5a}), 126.3 (C₇), 124.1 (C_{7'}), 122.6 (C₆), 122.1 (C_{3'}), 121.4 (C₈), 118.9 (C₁), 118.3 (C₃), 102.7 (C_{5'}), 52.4 (C-H). HRMS (M^+) 410.1180; C₂₆H₁₉ClN₂O requires 410.1186.

1-[(4-Cyanophenyl)-(quinolin-6'-ylamino)-methyl]-naphthalene-2-ol (3m). (Table 3, entry 13): The titled compound was obtained as an off-white solid (329 mg, 82%); [Found: C: 80.99; H, 4.68; N, 10.36 %. C₂₇H₁₉N₃O requires C: 80.78, H: 4.77, N: 10.47, O: 3.99 %]. R_f (40 % EtOAc / petroleum ether): 0.48; Mp: 182-184 °C (EtOAc). ν_{\max} (KBr): 3405, 3053, 2958, 2547, 2227, 2369, 1621, 1516, 1438, 1381, 1295, 1240, 1125, 1073 and 983 cm^{-1} ; ^1H NMR (300 MHz, DMSO- d_6) δ_{H} : 10.31 (s, 1H, O-H), 8.45 (s, 1H, C₂-H), 7.97 (s, 1H, C₄-H), 7.85-7.22 (m, 13H, C_{2a}-H, C_{3a}-H, C_{5a}-H, C_{6a}-H, C₄-H, C₅-H, C₆-H, C₇-H, C₈-H, C_{3'}-H, C_{5'}-H, C₇-H and C-H), 7.00 (s, 1H, C₃-H), 6.72 (m, 2H, N-H and C₈-H); ^{13}C NMR (75 MHz, DMSO- d_6) and DEPT-135 δ_{C} : 153.1 (C₂), 148.8 (C_{1a}), 146.4 (C_{6'}), 145.6 (C_{2'}), 142.6 (C_{9'}), 133.4 (C_{4'}), 132.2 (C_{3a} and C_{4a}), 132.1 (C₉), 129.9 (C₄), 129.7 (C_{10'}), 129.4 (C_{8'}), 128.9 (C₁₀), 128.8 (C₅), 127.7 (C_{2a} and C_{6a}), 126.5 (C₇), 123.9 (C_{7'}), 122.6 (C₆), 122.1 (C_{3'}), 121.4 (C₈), 119.0 (CN), 118.6 (C₃), 118.3 (C₁), 109.1 (C_{4a}), 102.8 (C_{5'}), 53.2 (C-H). HRMS (M^+) 401.1522; C₂₇H₁₉N₃O requires 401.1528.

1-[(4-Nitrophenyl)-(quinolin-6'-ylamino)-methyl]-naphthalene-2-ol (3n). (Table 3, entry-14): The titled compound was obtained as a yellowish solid (320 mg, 76%); [Found: C: 74.22; H, 4.61; N, 9.89 %. C₂₆H₁₉N₃O₃ requires C: 74.10, H: 4.54, N: 9.97, O: 11.39 %]. R_f (40 % EtOAc / petroleum ether): 0.41. Mp: 176-178 °C (EtOAc). ν_{\max} (KBr): 3344, 3049, 2520, 1621, 1518, 1443, 1347, 1298, 1242 cm⁻¹; ¹H NMR (300 MHz, DMSO-*d*₆) δ_{H} : 10.34 (s, 1H, O-H), 8.46 (dd, ³*J*=4.2 Hz and ⁴*J*=1.2 Hz, 1H, C_{2'}-H), 8.14 (d, ³*J*=8.7 Hz, 2H, C_{2a}-H and C_{6a}-H), 8.00 (d, ³*J*=7.2 Hz, 1H, C_{4'}-H), 7.85 (d, ³*J*=7.8 Hz, 1H, C₈-H), 7.76 (m, 2H, C₄-H and C_{8'}-H), 7.7 (d, ³*J*=9 Hz, 1H, C₅-H), 7.57 (d, ³*J*=7.6 Hz, 2H, C_{3a}-H and C_{5a}-H), 7.52 (dd, ³*J*=9 Hz, and ⁴*J*=2.4 Hz, 1H, C_{7'}-H), 7.33 (t, ³*J*=7.8 Hz, 1H, C₇-H), 7.28-7.19 (m, 3H, C₆-H, C_{3'}-H, C_{5'}-H), 7.05 (d, ³*J*=6 Hz, 1H, C₃-H), 6.76 (d, ³*J*=6 Hz, 1H, C_{8'}-H), 6.74 (brs, 1H, N-H); ¹³C NMR (75 MHz, DMSO-*d*₆) and DEPT-135 δ_{C} : 153.1 (C₂), 151.2 (C_{4a}), 146.4 (C_{6'}), 146.1 (C_{9'}), 145.6 (C_{2'}), 142.6 (C_{1a}), 133.5 (C_{4'}), 132.1 (C₉), 130.0 (C₄), 129.8 (C_{10'}), 129.5 (C_{8'}), 128.9 (C₁₀), 128.8 (C₅), 127.9 (C_{2a}-H, C_{6a}-H), 126.5 (C₇), 123.8 (C_{7'}), 123.5 (C_{3a}-H, C_{5a}-H), 122.7 (C₆), 122.1 (C_{3'}), 121.4 (C₈), 118.6 (C₁), 118.3 (C₃), 102.8 (C_{5'}), 52.8 (C-H). HRMS (M⁺) 421.1420; C₂₇H₁₉N₃O requires 421.1426.

1-[(3,4-Dimethoxyphenyl)-(quinolin-6'-ylamino)]-naphthalene-2-ol (3o). (Table 3, entry 15) The titled compound was obtained as a off-white solid (297 mg, 68%), [Found: C: 77.23; H, 5.48; N, 6.33 %. C₂₈H₂₄N₂O₃ requires C: 77.04, H: 5.54, N: 6.42 O: 11.00%]. R_f (40 % EtOAc / petroleum ether): 0.36. Mp: 166-168 °C (EtOAc). ν_{\max} (KBr): 3388, 3053, 1623, 1512, 1445, 1377, 1264, 1136, 1027 and 824 cm⁻¹; ¹H NMR (300 MHz, DMSO-*d*₆) δ_{H} : 10.22 (s, 1H, O-H), 8.41 (d, ³*J*=4.0Hz, 1H, Ar), 8.12 (d, ³*J*=8.4Hz, 1H, Ar), 7.80-7.63 (m, 4H, Ar), 7.45 (dd, ³*J*=9.1 Hz and ⁴*J*=2.4 Hz, 1H, Ar), 7.30 (t, ³*J*=7.5 Hz, 1H, Ar), 7.24-7.16 (m, 3H, Ar), 7.04 (s, 1H, Ar), 6.94 (d, ³*J*=6.3Hz, 1H, Ar), 6.82-6.73 (m, 3H, Ar), 6.60 (d, ³*J*=6.3Hz, 1H, Ar), 3.64 (s, 3H, O-CH₃), 3.60 (s, 3H, O-CH₃); ¹³C NMR (75 MHz, DMSO-*d*₆) and DEPT-135 δ_{C} : 153.1 (C₂), 148.6 (C_{4a}), 147.6 (C_{3a}), 146.6 (C_{6'}), 145.3 (C_{2'}), 142.5 (C_{9'}), 134.7 (C_{1a}), 133.3 (C_{4'}), 132.4 (C₉), 129.7 (C_{10'}), 129.3 (C₄ and C_{8'}), 129.0 (C₁₀), 128.6 (C₅), 126.0 (C₇), 124.4 (C_{7'}), 122.4 (C₇), 122.0 (C_{3'}), 121.4 (C₈), 119.1 (C_{6a}), 119.0 (C₁), 118.3 (C₃), 111.7 (C_{5a}), 111.2 (C_{2a}), 102.7 (C_{5'}), 55.5 (2×OMe), 52.84 (C-H); HRMS (M⁺) 436.1781; C₂₈H₂₄N₂O₃ requires 436.1787.

1-[(2-Nitrophenyl)-(quinolin-6'-ylamino)-methyl]-naphthalene-2-ol (3p). (Table 3, entry 16): The titled compound was obtained as a yellow solid (295 mg, 70%); [Found: C: 74.28; H, 4.60; N, 9.87 %. C₂₆H₁₉N₃O₃ requires C: 74.10, H: 4.54, N: 9.97, O: 11.39 %]. R_f (40 % EtOAc / petroleum ether): 0.40. Mp: 180-182°C (EtOAc). ν_{\max} (KBr): 3382, 3053, 1626, 1525, 1441, 1357, 1312, 1277 and 1237 cm⁻¹; ¹H NMR (300 MHz, DMSO-*d*₆) δ_{H} : 10.1 (s, 1H, O-H), 8.44 (d, ³*J*=3Hz, 1H, C_{2'}-H), 7.92-7.65 (m, 6H, C_{4'}-H, C₄-H, C₅-H, C₈-H, C_{5a}-H, and C-H), 7.58-7.41 (m, 3H, C_{7'}-H, C_{4a}-H and C_{6a}-H), 7.39-7.26 (m, 2H, C₇-H and C_{3a}-H), 7.26-7.05 (m, 5H, C_{3'}-H, C_{5'}-H, C_{8'}-H, C₃-H and C₆-H), 6.67 (s, 1H, N-H); ¹³C NMR (75 MHz, DMSO-*d*₆) and DEPT-135 δ_{C} : 154 (C₂), 149.8 (C_{2a}), 146.2 (C_{6'}), 145.5 (C_{2'}), 142.6 (C_{9'}), 135.7 (C_{1a}), 133.4 (C_{4'}), 133 (C₉), 132.2 (C_{5a}), 130.1 (C_{6a}), 129.8 (C_{10'}), 129.7 (C₄), 129.5 (C_{8'}), 128.7 (C_{4a}), 128.6 (C₁₀), 128.3 (C₅), 126.5 (C₇), 124.5 (C_{3a}), 123.2 (C₆ and C₈), 122.5 (C_{3'}), 121.5 (C_{7'}), 118.4 (C₃), 115.6 (C₁), 102 (C_{5'}), 49.9 (C-H). HRMS (M⁺) 421.1420; C₂₆H₁₉N₃O₃ requires 421.1426.

2-[(4-Chlorophenyl)-(quinolin-8'-ylamino)-methyl]-naphthalene-1-ol (3q). (Table 3, entry 17): The titled compound was obtained as a yellowish brown solid (329 mg, 80%); [Found: C: 76.23; H, 4.57; N, 6.73 %. C₂₆H₁₉ClN₂O requires C: 76.00, H: 4.66, Cl: 8.63, N: 6.82, O: 3.89 %]. R_f (20 % EtOAc / petroleum ether): 0.48. Mp: 130-132 °C (EtOAc). ν_{\max} (KBr): 3416, 3049, 1576, 1516, 1478, 1379, 1333, 1229, 1174, 1130, 1088, 1014, 929 and 797 cm⁻¹; ¹H NMR (300 MHz, DMSO-*d*₆) δ_{H} : 9.83 (s, 1H, O-H), 8.74 (d, ³*J*=2.7 Hz, 1H, C_{2'}-H), 8.25 (d, ³*J*=7.5 Hz, 1H, C₈-H), 8.18 (d, ³*J*=7.5 Hz, 1H, C_{4'}-H), 7.75 (d, ³*J*=8.4 Hz, 1H, C₅-H), 7.48-7.35 (m, 9H, C_{2a}-H, C_{3a}-H, C_{5a}-H, C_{6a}-H, C_{3'}-H, C_{5'}-H, C_{6'}-H, C₇-H and N-H), 7.25 (t, ³*J*=7.8 Hz, 1H, C₆-H/C₇-H), 7.08-7.06 (m, 2H, C-H and C₇), 6.58 (d, ³*J*=7.5 Hz, 1H, C₃-H), 6.38 (d, ³*J*=6.6 Hz, 1H, C₂-H); ¹³C NMR (75 MHz,

DMSO-*d*₆) and DEPT-135 δ_c : 149.6 (C₁), 147.5 (C_{2'}), 143.2 (C_{8'}), 141.9 (C_{1a}), 137.6 (C_{9'}), 136.2 (C_{4'}), 133.7 (C₁₀), 131.6 (C_{4a}), 128.9 (C_{2a} and C_{6a}), 128.6 (C_{3a} and C_{5a}), 128.3 (C_{10'} and C₉), 127.7 (C_{6'}), 127.6 (C₈), 126.1 (C₆), 125.5 (C₃), 125.3 (C₇), 123.6 (C₂), 122.2 (C₅), 121.9 (C_{3'}), 120.2 (C₄), 114.4 (C_{5'}), 106.0 (C_{7'}), 55.1 (C-H). HRMS (M⁺) 410.1186; C₂₆H₁₉ClN₂O requires 410.1186.

2-[(4-Bromophenyl)-(quinolin-8'-ylamino)-methyl]-naphthalene-1-ol (3r). (Table 3, entry 18): The titled compound was obtained as yellowish brown solid (378 mg, 83%); [Found: C: 68.76; H, 4.11; N, 6.06 %. C₂₆H₁₉BrN₂O requires C: 68.58, H: 4.21, Br: 17.55, N: 6.15, O: 3.51 %]. R_f (20 % EtOAc / petroleum ether): 0.52. Mp: 156-158 °C (EtOAc). ν_{\max} (KBr): 3416, 3047, 1575, 1516, 1475, 1378, 1333, 1172, 1129, 1075, 1009, 928, 792 and 746 cm⁻¹; ¹H NMR (300 MHz, DMSO-*d*₆) δ_H : 9.82 (s, 1H, O-H), 8.73 (d, ³J=2.7 Hz, 1H, Ar), 8.25 (d, ³J=7.5 Hz, 1H, Ar), 8.18 (d, ³J=7.5 Hz, 1H, Ar), 7.76 (d, ³J=8.4 Hz, 1H, Ar), 7.51-7.37 (m, 9H, Ar), 7.25 (t, ³J=7.8 Hz, 1H, Ar), 7.08-7.06 (m, 2H, Ar), 6.58 (d, ³J=7.8 Hz, 1H, Ar), 6.36 (d, ³J=6.6 Hz, 1H, Ar); ¹³C NMR (75 MHz, DMSO-*d*₆) and DEPT-135 δ_c : 149.6 (C₁), 147.5(C_{2'}), 143.2 (C_{8'}), 142.3 (C_{1a}), 137.6 (C_{9'}), 136.2 (C_{4'}), 133.7 (C₁₀), 131.5 (C_{3a} and C_{5a}), 129.3 (C_{2a} and C_{6a}), 128.3 (C_{10'} and C₉), 127.7 (C_{6'}), 127.7 (C₈), 126.1 (C₆), 125.4 (C₃), 125.2 (C₇), 123.5 (C₂), 122.2 (C₅), 121.9 (C_{3'}), 120.2 (C₄), 120.1(C_{4a})114.4 (C_{5'}), 106.0 (C_{7'}), 55.2 (C-H). HRMS (M⁺) 454.0685; C₂₆H₁₉BrN₂O requires 454.0681.

1-[(4-Chlorophenyl)-(isoquinolin-5'-ylamino)-methyl]-naphthalene-2-ol (3s). (Table 3, entry 19): The titled compound was obtained as a yellow solid (296 mg, 70%); [Found: C: 76.21; H, 4.58; N, 6.74 %. C₂₆H₁₉ClN₂O requires C: 76.00, H: 4.66, Cl: 6.83, N: 6.82, O: 3.89 %]. R_f (20 % EtOAc / petroleum ether): 0.48; Mp: 156-158 °C (EtOAc). ν_{\max} (KBr): 3401, 3046, 2545, 1584, 1517, 1443, 1383, 1322, 1264, 1093 and 1057 cm⁻¹; ¹H NMR (300 MHz, DMSO-*d*₆) δ_H : 10.39 (s, 1H, O-H), 9.10 (s, 1H, C_{1'-}H), 8.39-8.36 (m, 2H, C-H and C_{3'-} H), 8.11 (brs, 1H, N-H), 7.74 (m, 2H, C₄-H and C₅-H), 7.42-7.19 (m, 9H, C_{2a}-H, C_{3a}-H, C_{5a}-H, C_{6a}-H, C_{4'}-H, C_{7'-} H, C₆-H, C₇-H, C₈-H), 6.99 (d, ³J=6.2 Hz, 1H, C₃-H), 6.87 (d, ³J=7.3 Hz, 1H, C_{8'-}H), 6.80 (d, ³J=6.8 Hz, 1H, C_{6'-}H); ¹³C NMR (75 MHz, DMSO-*d*₆) and DEPT-135 δ_c : 153.2 (C₂), 152.3 (C_{1'}), 142.2(C_{5'}), 141.8 (C_{3'}), 141.1 (C_{1a}), 132.5 (C_{4a}), 131.2 (C₉ and C₁₀), 129.6 (C₄), 129.0 (C_{2a} and C_{6a}), 128.8 (C₅), 128.2 (C_{7'}), 128.1 (C_{3a} and C_{5a}), 126.6 (C₇), 125.8 (C_{9'} and C_{10'}), 123.5 (C_{4'}), 122.7 (C₆), 118.5 (C₃ and C₈), 118.46 (C₁), 115.4 (C_{8'}), 108.2 (C_{6'}), 52.8 (C-H). HRMS (M⁺) 410.1181; C₂₆H₁₉ClN₂O requires 410.1186.

1-[(4-Bromophenyl)-(isoquinolin-5'-ylamino)-methyl]-naphthalene-2-ol (3t). (Table 3, entry 20): The titled compound was obtained as a yellow solid (328 mg, 72%); [Found: C: 68.75; H, 4.16; N, 6.09 %. C₂₆H₁₉BrN₂O requires C: 68.58, H: 4.21, Br: 17.55, N: 6.15, O: 3.51 %]. R_f (20 % EtOAc / petroleum ether): 0.52. Mp: 158-160 °C (EtOAc). ν_{\max} (KBr): 3403, 3046, 2549, 1584, 1516, 1443, 1384, 1323, 1264, 1560, 943 and 802 cm⁻¹; ¹H NMR (300 MHz, DMSO-*d*₆) δ_H : 10.38 (s, 1H, O-H), 9.1 (s, 1H, C_{1'-}H), 8.38-8.35 (m, 2H, C_{3'-}H and C-H), 8.10 (brs, 1H, N-H), 7.79-7.69 (m, 2H, C₄-H and C₅-H), 7.48-7.17 (m, 9H, C_{2a}-H, C_{3a}-H, C_{5a}-H, C_{6a}-H, C₆-H, C₇-H, C₈-H, C_{4'}-H and C_{7'-}H), 6.98 (d, ³J= 6.1 Hz, 1H, C₃-H), 6.85 (d, ³J= 7.4 Hz, 1H, C_{8'-}H), 6.77 (d, ³J= 7.0 Hz, 1H, C_{6'-}H); ¹³C NMR (75 MHz, DMSO-*d*₆) and DEPT-135 δ_c : 153.2 (C₂), 152.3 (C_{1'}), 142.2 (C_{5'}), 141.8 (C_{3'}), 141.6 (C_{1a}), 132.5 (C₉ and C₁₀), 131.1 (C_{3a} and C_{5a}), 129.6 (C₄), 129.4 (C_{2a} and C_{6a}), 128.8 (C₅), 128.2 (C_{7'}), 126.6 (C₇), 125.8 (C_{9'} and C_{10'}), 123.6 (C_{4'}), 122.7 (C₆ and C_{4'}), 119.6 (C_{4a}), 118.5 (C₃), 118.4 (C₁), 115.4 (C_{8'}), 108.2 (C_{6'}), 52.9 (C-H). HRMS (M⁺) 454.0686; C₂₆H₁₉BrN₂O requires 454.0681.

1-[Pyridin-4-yl-(quinolin-3-ylamino)-methyl]-naphthalen-2-ol (3u). (Table 3, entry 21): The titled compound was obtained as a white solid (279 mg, 74%); [Found: C: 79.75; H, 5.16; N, 11.19 %. C₂₅H₁₉N₃O requires C: 79.55, H: 5.07, N: 11.13, O: 4.24 %]. R_f (20 % EtOAc / petroleum ether): 0.32. Mp: 184-186 °C (EtOAc). ν_{\max} (KBr): 3373, 3049, 2609, 1598, 1517, 1439, 1350, 1265, 1221, 1058, 990, 864, 813, 782, 747 and 650 cm⁻¹; ¹H NMR (300 MHz, DMSO-*d*₆) δ_H : 10.51 (s, 1H, O-H), 8.78 (s, 1H, C_{2'-}H), 8.45 (d, ³J= 3.9 Hz, 2H, ArH), 8.03 (d, ³J= 6.6 Hz, 1H, ArH), 7.78-7.68 (m, 3H, NH and ArH), 7.51 (d, ³J= 7.2 Hz, 1H, ArH), 7.37-7.14 (m, 8H, ArH), 7.08 (d, ³J= 7.2 Hz, 1H, ArH), 6.68 (d, ³J= 6.0 Hz, 1H, CH); ¹³C NMR (75 MHz, DMSO-

d_6) δ_c : 153.3, 151.5, 149.6, 144.1, 142.1, 141.3, 132.2, 130.0, 129.3, 128.9, 128.8, 128.6, 126.7, 126.5, 126.0, 124.3, 123.8, 122.7, 122.0, 118.3, 117.9, 117.8, 109.1 and 51.9.

1-[Pyridin-4-yl-(quinolin-8-ylamino)-methyl]-naphthalen-2-ol (3v). (Table 3, entry 22): The titled compound was obtained as a brown solid (268 mg, 71%); [Found: C: 79.82; H, 5.00; N, 11.02 %. $C_{25}H_{19}N_3O$ requires C: 79.55, H: 5.07, N: 11.13, O: 4.24 %]. R_f (30 % EtOAc / petroleum ether): 0.41. Mp: 168-170 °C (EtOAc). ν_{max} (KBr): 3380, 3042, 1578, 1511, 1434, 1379, 1313, 1269, 1129, 1067 and 947 cm^{-1} ; 1H NMR (300 MHz, DMSO- d_6) δ_H : 10.49 (s, 1H, O-H), 8.72 (s, 1H, ArH), 8.46-8.20 (m, 3H, NH and ArH), 8.15 (d, $^3J = 8.1$ Hz, 1H, ArH), 7.82-7.76 (m, 3H, ArH), 7.48-7.27 (m, 7H, ArH), 7.07 (d, $^3J = 8.1$ Hz, 1H, ArH), 6.98-6.86 (m, 3H, CH and ArH); ^{13}C NMR (75 MHz, DMSO- d_6) δ_c : 153.2, 152.4, 149.5, 147.5, 143.9, 137.7, 136.2, 132.3, 129.9, 129.0, 128.6, 128.5, 127.9, 127.2, 122.8, 122.7, 121.9, 121.8, 119.0, 118.7, 114.4, 105.5 and 52.0.

Spectral characteristic data of the bis compounds

1,4-Bis[1-((quinolin-8'-ylamino)-methyl)-2-hydroxy naphthyl]-benzene (4b). (Table 4, entry 2): The titled compound was obtained as a white solid (553 mg, 82 %); [Found: C: 82.08; H, 4.98; N, 8.23 %. $C_{46}H_{34}N_4O_2$ requires C: 81.88, H: 5.08, N: 8.30, O: 4.74 %]. R_f (80 % EtOAc / petroleum ether): 0.31; Mp: 190-192 °C, ν_{max} (KBr): 3283, 3038, 2891, 1617, 1586, 1508, 1467, 1413, 1375, 1321, 1266, 1227, 1156, 1104, 946, 809 and 744 cm^{-1} ; 1H NMR (300 MHz, DMSO- d_6) δ_H : 10.20 (s, 1H, O-H), 8.65 (d, $^3J = 3.0$ Hz, 1H, $C_{2'}$ -H), 8.24 (brs, 1H, N-H), 8.12 (d, $^3J = 8.0$ Hz, 1H, $C_{4'}$ -H), 7.79-7.65 (m, 3H, C_4 -H, C_5 -H and C_8 -H), 7.45-7.12 (m, 7H, C_{2a} -H, C_{6a} -H, C_3 -H, C_6 -H, C_7 -H, $C_{3'}$ -H and $C_{6'}$ -H), 6.99 (d, $^3J = 7.0$ Hz, 1H, $C_{5'}$ -H), 6.77-6.74 (m, 2H, $C_{7'}$ -H and C-H); ^{13}C NMR (75 MHz, DMSO- d_6) and DEPT-135 δ_c : 153.0 (C_2), 147.3 ($C_{2'}$), 144.1 ($C_{8'}$), 141.2 (C_{1a}), 137.6 (C_9), 136.1 (C_4), 132.3 (C_9), 129.3 (C_4), 128.9 (C_8), 128.7 ($C_{10'}$), 128.4 (C_{10}), 127.8 ($C_{5'}$), 126.7 (C_{2a} and C_{6a}), 126.5 ($C_{6'}$), 122.6 (C_6 and C_7), 121.8 ($C_{3'}$), 119.5 (C_1), 118.6 ($C_{5'}$), 113.7 ($C_{7'}$), 105.1 (C_3), 52.5 (C -H). HRMS (M^+) 674.2686; $C_{46}H_{34}N_4O_2$ requires 674.2682.

1,4-Bis[2-((quinolin-8'-ylamino)-methyl)-1-hydroxy naphthyl]-benzene (4c). (Table 4, entry 3): The titled compound was obtained as an off-white solid (526 mg, 78 %); [Found: C: 82.03; H, 4.99; N, 8.22 %. $C_{46}H_{34}N_4O_2$ requires C: 81.88, H: 5.08, N: 8.30, O: 4.74 %]. R_f (80 % EtOAc / petroleum ether): 0.30., Mp: 188-190 °C (EtOAc). ν_{max} (KBr): 3406, 3050, 1576, 1513, 1472, 1380, 1329, 1227, 1184, 1134, and 1081 cm^{-1} ; 1H NMR (300 MHz, DMSO- d_6) δ_H : 9.73 (s, 1H, O-H), 8.71 (d, $^3J = 3.0$ Hz, 1H, $C_{2'}$ -H), 8.21 (d, $^3J = 7.5$ Hz, 1H, C_8 -H), 8.16 (d, $^3J = 8.0$ Hz, 1H, $C_{4'}$ -H), 7.74 (d, $^3J = 7.2$ Hz, 1H, C_5 -H), 7.50-7.34 (m, 7H, C_{2a} -H, C_{6a} -H, C_6 -H, C_3 -H, C_5 -H, $C_{6'}$ -H and N-H), 7.22 (t, $^3J = 7.8$ Hz, 1H, C_7 -H), 7.05-6.99 (m, 2H, $C_{6'}$ -H and C-H), 6.55 (d, $^3J = 7.8$ Hz, 1H, C_3 -H), 6.36 (d, $^3J = 6.3$ Hz, 1H, C_4 -H); ^{13}C NMR (75 MHz, DMSO- d_6) and DEPT-135 δ_c : 149.6 (C_1), 147.5 ($C_{2'}$), 143.3 ($C_{8'}$), 141.8 (C_{1a}), 137.6 (C_8), 136.2 (C_4), 133.6 (C_{2a}), 128.2 (C_9 and $C_{10'}$), 127.7 ($C_{6'}$), 127.4 (C_8), 126.0 (C_6), 125.5 (C_{2a} and C_{6a}), 125.3 (C_3), 125.2 (C_7), 123.8 (C_2), 122.8 (C_5), 121.9 ($C_{3'}$), 120.1 (C_4), 114.2 ($C_{5'}$), 105.8 ($C_{7'}$), 55.4 (C -H); HRMS (M^+) 674.2687; $C_{46}H_{34}N_4O_2$ requires 674.2682.

1,4-Bis[1-((quinolin-3'-ylamino)-methyl)-2-hydroxy naphthyl]-benzene (4d). (Table 4, entry 4) The titled compound was obtained as a brown solid (567 mg, 84 %); [Found: C: 82.13; H, 5.01; N, 8.20 %. $C_{46}H_{34}N_4O_2$ requires C: 81.88, H: 5.08, N: 8.30, O: 4.74 %]. R_f (80 % EtOAc / petroleum ether): 0.29. Mp: 184-186 °C (EtOAc). ν_{max} (KBr): 3373, 3051, 2617, 1610, 1511, 1477, 1438, 1319, 1269 and 1222 cm^{-1} ; 1H NMR (300 MHz, DMSO- d_6) δ_H : 10.23 (s, 1H, O-H), 8.69 (s, 1H, $C_{2'}$ -H), 8.10 (brs, 1H, C_8 -H), 7.80-7.67 (m, 3H, C-H, C_4 -H and C_5 -H), 7.56-6.96 (m, 10H, C_{2a} -H, C_{6a} -H, C_3 -H, C_6 -H, C_7 -H, C_8 -H, $C_{4'}$ -H, $C_{5'}$ -H, $C_{6'}$ -H and $C_{7'}$ -H), 6.64 (s, 1H, N-H); ^{13}C NMR (75 MHz, DMSO- d_6) and DEPT-135 δ_c : 153.1 (C_2), 144.0 ($C_{2'}$), 142.2 ($C_{3'}$), 141.0 (C_9), 140.2 (C_{1a}), 132.3 (C_9), 129.4 (C_4), 129.3 ($C_{10'}$), 128.9 (C_{10}), 128.6 (C_5), 128.5 ($C_{8'}$), 126.8 ($C_{6'}$), 126.7 (C_{2a} and C_{6a}), 126.5 (C_7), 125.8 ($C_{7'}$), 124.2 ($C_{5'}$), 124.0 (C_4), 122.4 (C_6), 118.5 (C_8), 118.2 (C_1), 108.8 (C_3), 52.5 (C -H). HRMS (M^+) 674.2685; $C_{46}H_{34}N_4O_2$ requires 674.2682.

Spectral data of the oxazines

3-Quinolin-3-yl-3,4-dihydro-2H-naphtho[2,1-e][1,3]oxazine (5b). (Table 5, entry 2): The titled compound was obtained as a brown solid (256 mg, 82 %); [Found: C, 80.93; H, 5.07; N, 8.91 %. $C_{21}H_{16}N_2O$ requires C: 80.75, H: 5.16, N: 8.97, O: 5.12 %]. R_f (30 % EtOAc / petroleum ether): 0.53. Mp: 162-164 °C (MeOH); ν_{max} (KBr) : 3051, 2970, 2909, 1592, 1469, 1380, 1316, 1267, 1192, 1191, 1132, 1077 and 987 cm^{-1} ; 1H NMR (300 MHz, $CDCl_3$) δ_H : 8.93 (d, $^3J=2.1$ Hz, 1H, $C_{2'-H}$), 8.18-8.13 (m, 1H, C_8-H), 7.99 (d, $^3J=8.4$ Hz, 1H, $C_{8'-H}$), 7.76-7.70 (m, 2H, C_6-H and C_7-H), 7.62 (dd, $^3J=8.1$ Hz, $^4J=1.2$ Hz, 1H, C_5-H), 7.54-7.38 (m, 4H, C_3-H , $C_{4'-H}$, $C_{6'-H}$ and $C_{7'-H}$), 7.10 (d, $^3J=8.7$ Hz, 1H, C_4-H), 5.61 (s, 2H, N- $\underline{CH_2}$ -O), 4.88 (s, 2H, N- $\underline{CH_2}$ -C); ^{13}C NMR (75 MHz, $CDCl_3$) and DEPT-135 δ_c : 149.3 (C_1), 145.8 ($C_{2'}$), 143.9 ($C_{3'}$), 142.0 ($C_{9'}$), 133.4 ($C_{10'}$), 128.9 ($C_{8'}$), 128.4 (C_{10}), 127.5 (C_3), 127.2 ($C_{6'}$), 127.0 ($C_{7'}$), 126.8 ($C_{5'}$), 126.2 (C_7), 125.6 (C_8), 124.9 (C_9), 124.2 (C_5), 121.2 (C_6), 120.7 ($C_{4'}$), 120.5 (C_4), 113.7 (C_2), 79.5 (N- $\underline{CH_2}$ -O), 50.7 (N- $\underline{CH_2}$). HRMS (M^+): 312.1268; $C_{21}H_{16}N_2O$ requires 312.1263.

2-Quinolin-6-yl-2,3-dihydro-1H-naphtho[1,2-e][1,3]oxazine (5c). (Table 5, entry 3): The titled compound was obtained as a off-white solid (244 mg, 78 %), [Found: C, 80.93; H, 5.07; N, 8.91 %. $C_{21}H_{16}N_2O$ requires C: 80.75, H: 5.16, N: 8.97, O: 5.12 %]. R_f (30 % EtOAc / petroleum ether): 0.49. Mp: 146-148 °C (MeOH); ν_{max} (KBr): 3040, 1615, 1500, 1388, 1313, 1227, 1169, 943, 907, 857, 816, 776, 745 cm^{-1} ; 1H NMR (300 MHz, $CDCl_3$) δ_H : 8.68 (s, 1H, $C_{5'-H}$), 8.00 (d, $^3J=9.0$ Hz, 1H, $C_{2'-H}$), 7.85 (d, $^3J=8.1$ Hz, 1H, $C_{4'-H}$), 7.73 (d, $^3J=8.1$ Hz, 1H, C_8-H), 7.66 (d, $^3J=8.4$ Hz, 1H, C_4-H), 7.62-7.54 (m, 2H, C_5-H and $C_{8'-H}$), 7.48 (t, $^3J=7.5$ Hz, 1H, C_7-H), 7.34 (t, $^3J=7.5$ Hz, 1H, C_6-H), 7.28 (d, $^3J=2.1$ Hz, 1H, $C_{5'-H}$), 7.22-7.15 (m, 1H, $C_{7'-H}$), 7.03 (d, $^3J=9.0$ Hz, 1H, C_3-H), 5.44 (N- $\underline{CH_2}$ -O), 4.97 (N- $\underline{CH_2}$ -C); ^{13}C NMR (75 MHz, $CDCl_3$) and DEPT-135 δ_c : 152.0 (C_2), 148.1 ($C_{2'}$), 146.2 ($C_{6'}$), 144.3 ($C_{9'}$), 134.7 ($C_{4'}$), 131.0 (C_9), 130.4 (C_4), 128.9 (C_1 and C_{10}), 128.6 ($C_{8'}$), 128.3 (C_5), 126.7 (C_7), 123.7 ($C_{7'}$), 123.3 (C_6), 121.2 ($C_{3'}$), 120.7 (C_8), 118.5 (C_3), 112.1 ($C_{5'}$), 78.9 (N- $\underline{CH_2}$ -O), 47.9 (N- $\underline{CH_2}$). HRMS (M^+): 312.1265; $C_{21}H_{16}N_2O$ requires 312.1263.

3-Quinolin-6-yl-3,4-dihydro-2H-naphtho[2,1-e][1,3]oxazine (5d). (Table 5, entry 4): The titled compound was obtained as a brown viscous liquid (250 mg, 80 %), [Found: C, 80.98; H, 5.06; N, 8.92 %. $C_{21}H_{16}N_2O$ requires C: 80.75, H: 5.16, N: 8.97, O: 5.12 %]. R_f (30 % EtOAc / petroleum ether): 0.47. ν_{max} (NEAT) : 3041, 1610, 1499, 1372, 1321, 1225, 1166, 938, 907, 866, 807, 771, 741 cm^{-1} ; 1H NMR (300 MHz, $CDCl_3$) δ_H : 8.70 (brs, 1H, $C_{5'-H}$), 8.17-8.14 (m, 1H, $C_{2'-H}$), 8.01 (d, $^3J=9.3$ Hz, 1H, C_8-H), 7.93 (d, $^3J=7.8$ Hz, 1H, C_3-H), 7.75-7.71 (m, 1H, C_5-H), 7.59 (dd, $^3J=9.0$ Hz and $^4J=2.4$ Hz, 1H, $C_{4'-H}$), 7.48-7.34 (m, 3H, C_6-H , C_7-H and $C_{8'-H}$), 7.25 (dd, $^3J=6.9$ Hz and $^4J=4.5$ Hz, 1H, $C_{7'-H}$), 7.12 (d, $^3J=8.4$ Hz, 1H, C_4-H), 5.61 (s, 2H, N- $\underline{CH_2}$ -O), 4.81 (s, 2H, N- $\underline{CH_2}$ -C); ^{13}C NMR (75 MHz, $CDCl_3$) and DEPT-135 δ_c : 149.4 (C_1), 148.2 ($C_{2'}$), 146.3 ($C_{6'}$), 144.4 (C_9), 134.9 ($C_{4'}$), 133.3 ($C_{10'}$), 130.5 ($C_{8'}$), 129.1 (C_{10}), 127.5 (C_8), 126.1 (C_6), 125.5 (C_7), 124.9 (C_9), 124.3 ($C_{7'}$), 123.4 (C_5), 121.4 ($C_{3'}$), 121.2 (C_3), 120.5 (C_4), 114.2 (C_2), 112.2 ($C_{5'}$), 79.4 (CH2, N- $\underline{CH_2}$ -O), 50.4 (CH2, N- $\underline{CH_2}$). HRMS (M^+): 312.1269; $C_{21}H_{16}N_2O$ requires 312.1263.

2-Quinolin-5-yl-2,3-dihydro-2H-naphtho[1,2-e][1,3]oxazine (5e). (Table 5, entry 5): The titled compound was obtained as a white solid (256 mg, 82 %); [Found: C, 80.99; H, 5.10; N, 8.92 %. $C_{21}H_{16}N_2O$ requires C: 80.75, H: 5.16, N: 8.97, O: 5.12 %]. R_f (30 % EtOAc / petroleum ether): 0.51. Mp: 166-168 °C (MeOH); ν_{max} (KBr) : 3050, 2939, 2887, 2837, 1590, 1468, 1391, 1232, 1113, 1051, 983, 930, 900, 803, 753 and 680 cm^{-1} ; 1H NMR (300 MHz, $CDCl_3$) δ_H : 8.93-8.91 (m, 1H, Ar), 8.61 (d, $^3J=8.4$ Hz, 1H, Ar), 7.85 (d, $^3J=8.1$ Hz, 1H, Ar), 7.76 (d, $^3J=8.1$ Hz, 1H, Ar), 7.67 (d, $^3J=9.0$ Hz, 1H, Ar), 7.57-7.31 (m, 5H, Ar), 7.10 (d, $^3J=8.7$ Hz, 1H, Ar), 5.37 (s, 2H, CH_2), 4.94 (s, 2H, N- $\underline{CH_2}$ -O); ^{13}C NMR (75 MHz, $CDCl_3$) and DEPT-135 δ_c : 151.8 (C), 150.2 (CH), 149.4 (C), 146.1 (C), 132.0 (CH), 131.0 (C), 129.3 (CH), 129.1 (C), 128.7 (CH), 128.4 (CH), 126.7 (CH),

126.0 (C), 124.2 (C), 123.7 (CH), 120.8 (CH), 120.7 (CH), 118.7 (CH), 118.1 (CH), 112.2 (C), 81.3 (CH₂, O-CH₂-N), 49.9 (CH₂, N-CH₂). HRMS (M⁺): 312.1261; C₂₁H₁₆N₂O requires 312.1263.

3-Quinolin-5-yl-3,4-dihydro-2H-naphtho[2,1-e][1,3]oxazine (5f). (Table 5, entry 6):

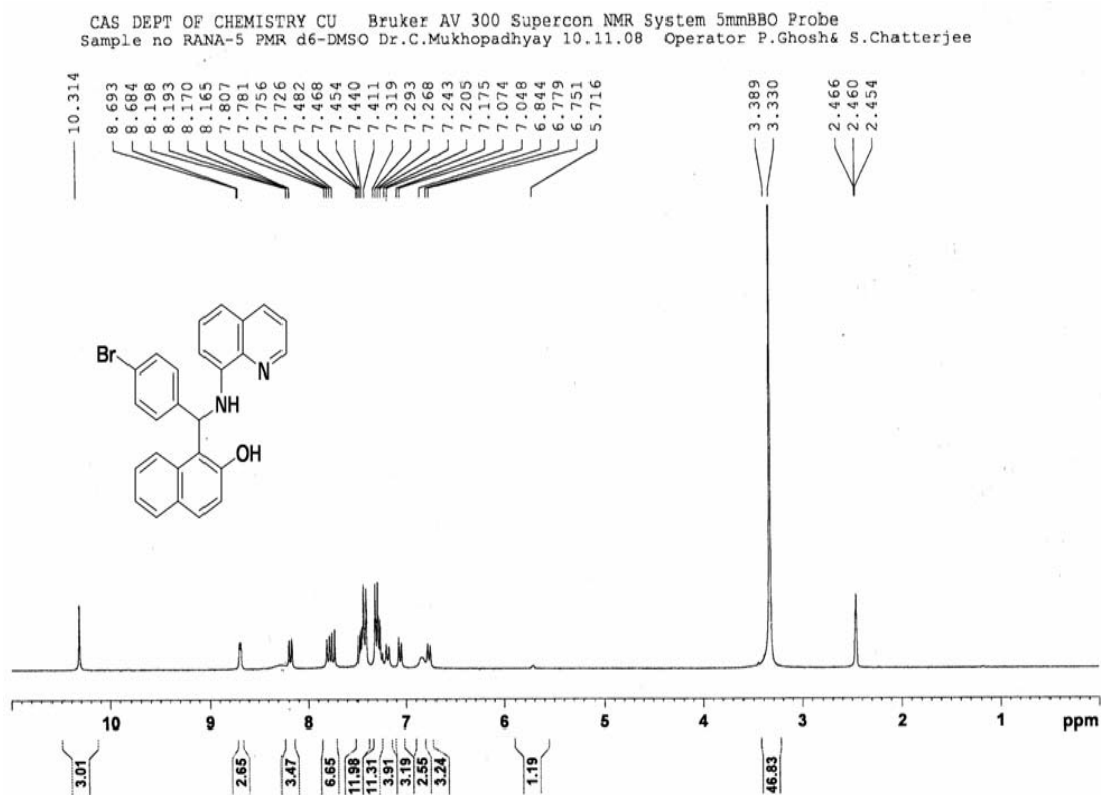
The titled compound was obtained as a white solid (250 mg, 80 %); [Found: C, 80.91; H, 5.08; N, 8.89 %. C₂₁H₁₆N₂O requires C: 80.75, H: 5.16, N: 8.97, O: 5.12 %]. R_f (30 % EtOAc / petroleum ether): 0.48. Mp: 128-130 °C (EtOAc); ν_{max} (KBr): 3056, 2947, 2889, 2838, 1576, 1506, 1467, 1400, 1312, 1257, 1209, 1160, 1075, 981, 915 and 792 cm⁻¹; ¹H NMR (300 MHz, CDCl₃) δ_H: 8.95 (d, ³J=2.7 Hz, 1H, Ar), 8.59 (d, ³J=8.4 Hz, 1H, Ar), 8.22 (d, ³J=7.8 Hz, 1H, Ar), 7.89-7.86 (m, 1H, Ar), 7.80-7.76 (m, 1H, Ar), 7.54-7.44 (m, 5H, Ar), 7.41 (d, ³J=8.7 Hz, 1H, Ar), 7.04 (d, ³J=8.7 Hz, 1H, Ar), 5.52 (s, 2H, O-CH₂), 4.74 (s, 2H, -CH₂-N); ¹³C NMR (75 MHz, CDCl₃) and DEPT-135 δ_c: 150.1 (CH), 149.1 (C), 149.0 (C), 146.1 (C), 133.3 (C), 132.2 (CH), 129.4 (CH), 127.5 (CH), 126.1 (CH), 125.7 (CH), 125.5 (CH), 124.9 (C), 124.2 (CH), 124.1 (C), 121.2 (CH), 120.6 (CH), 120.4 (CH), 118.0 (CH), 114.1 (C), 81.7 (CH₂, O-CH₂-N), 52.2 (CH₂, N-CH₂). HRMS (M⁺): 312.1268; C₂₁H₁₆N₂O requires 312.1263.

2-Isoquinolin-5-yl-2,3-dihydro-1H-naphtho[1,2-e][1,3]oxazine (5g). (Table 5, entry 7):

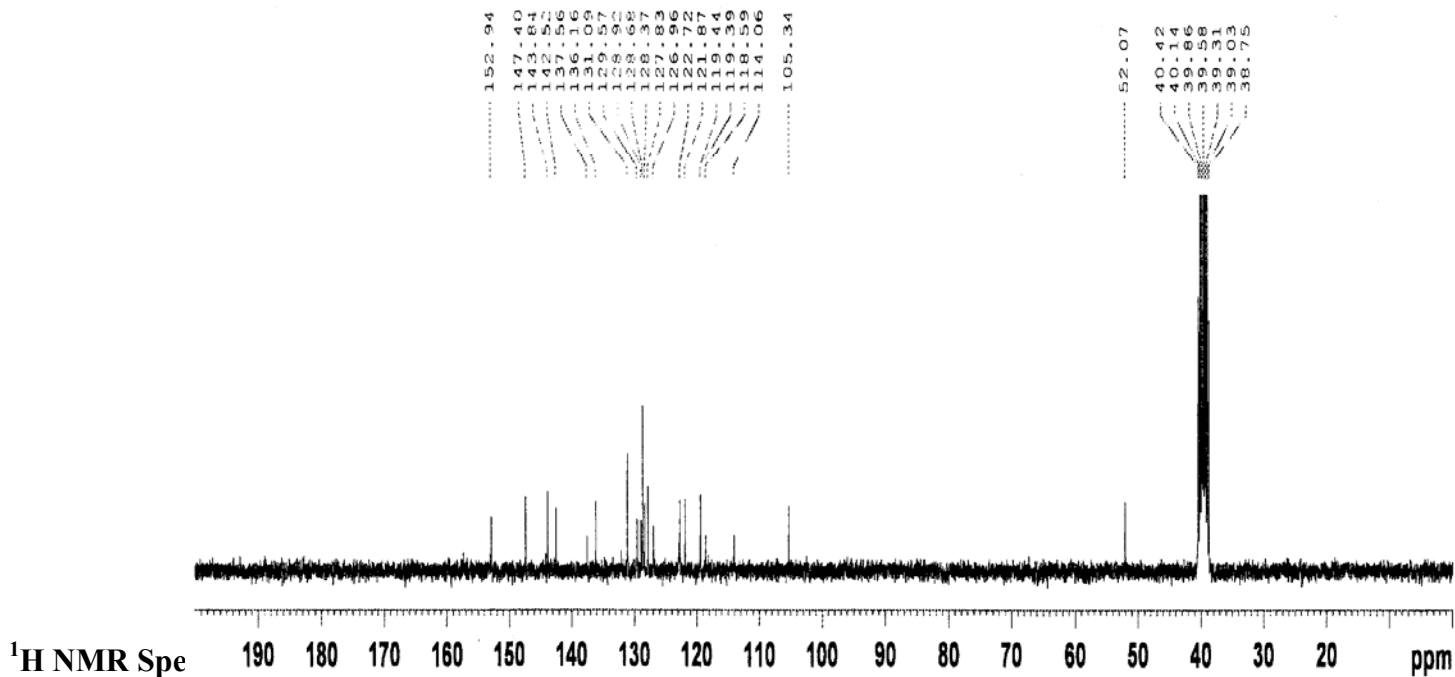
The titled compound was obtained as a white solid (244 mg, 78 %); [Found: C, 80.91; H, 5.08; N, 8.89 %. C₂₁H₁₆N₂O requires C: 80.75, H: 5.16, N: 8.97, O: 5.12 %]. R_f (30 % EtOAc / petroleum ether): 0.48. Mp: 160-162 °C (EtOAc); ν_{max} (KBr): 3033, 2938, 2884, 1582, 1470, 1429, 1376, 1149, 1105, 1037, 990, 929, 809 and 750 cm⁻¹; ¹H NMR (300 MHz, CDCl₃) δ_H: 9.27 (s, 1H, Ar), 8.64 (d, ³J=5.7 Hz, 1H, Ar), 8.07 (d, ³J=5.7 Hz, 1H, Ar), 7.79 (d, ³J=8.1 Hz, 1H, Ar), 7.72-7.67 (m, 2H, Ar), 7.62-7.58 (m, 2H, Ar), 7.47 (dt, ³J=8.1 Hz and ⁴J=1.2 Hz, 1H, Ar), 7.42-7.34 (m, 2H, Ar), 7.12 (d, ³J=9.0 Hz, 1H, Ar), 5.43 (s, 2H, O-CH₂), 4.99 (s, 2H, -CH₂-N); ¹³C NMR (75 MHz, CDCl₃) and DEPT-135 δ_c: 152.8 (CH), 151.7 (C), 145.3 (C), 142.9 (CH), 131.8 (C), 131.0 (C), 129.8 (C), 129.1 (C), 128.7 (CH), 128.4 (CH), 127.3 (CH), 126.7 (CH), 123.8 (CH), 123.7 (CH), 121.6 (CH), 120.8 (CH), 118.7 (CH), 116.4 (CH), 112.1 (C), 81.0 (CH₂, O-CH₂-N), 49.6 (CH₂, -CH₂-N); HRMS (M⁺): 312.1262; C₂₁H₁₆N₂O requires 312.1263.

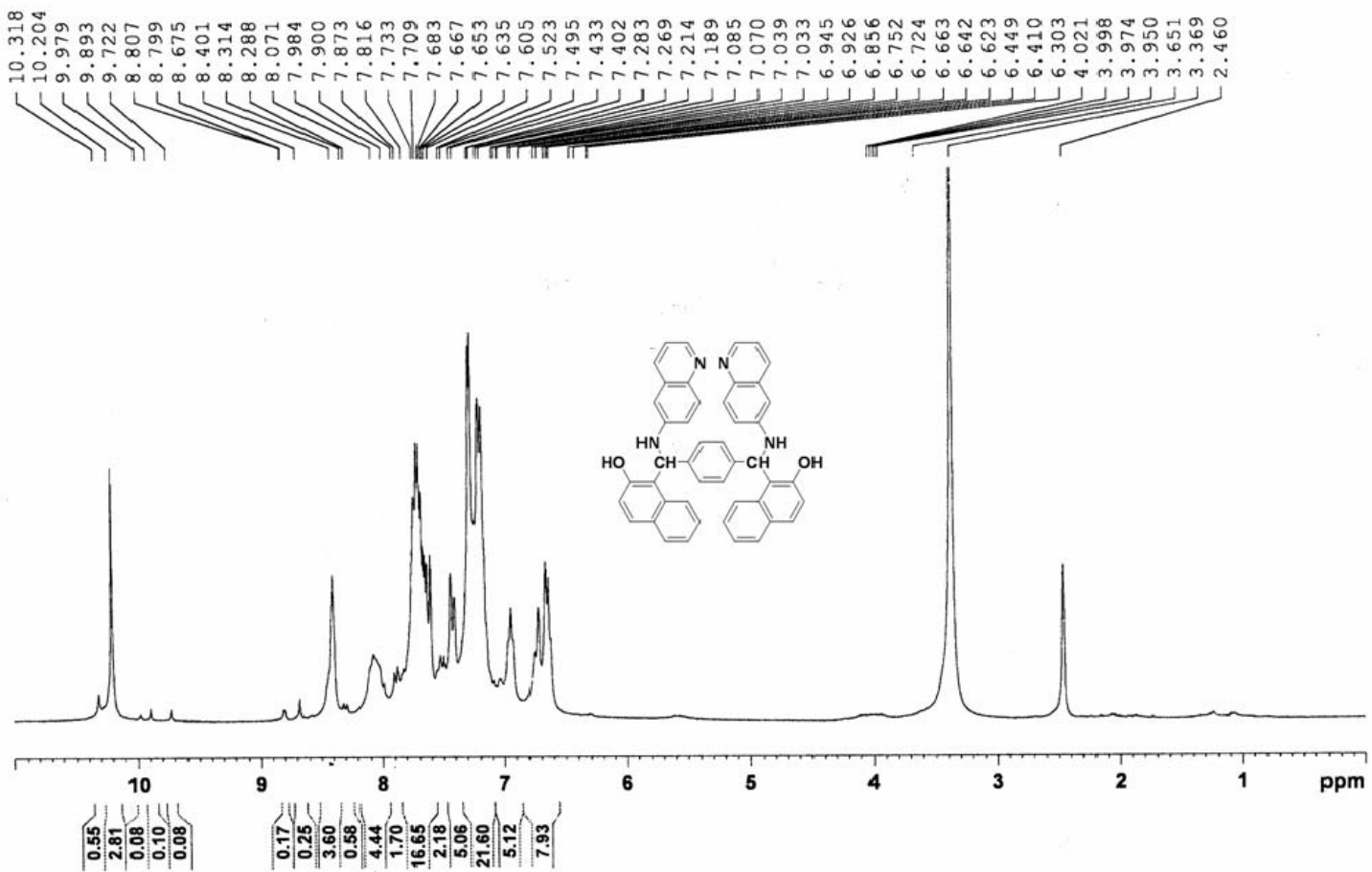
^1H and ^{13}C NMR spectra of some unknown compounds

^1H NMR Spectrum of 3a

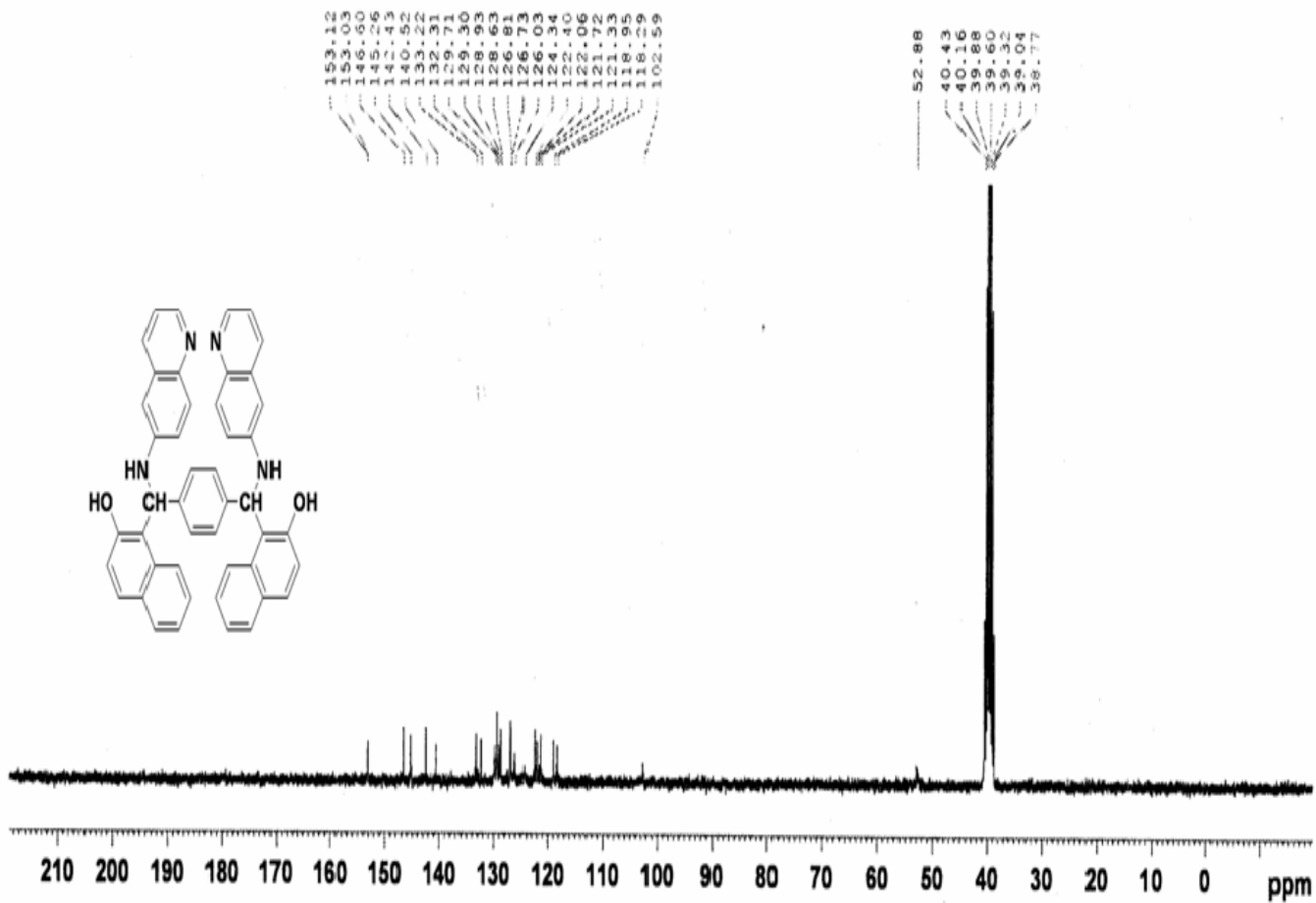


^{13}C NMR Spectrum of 3a

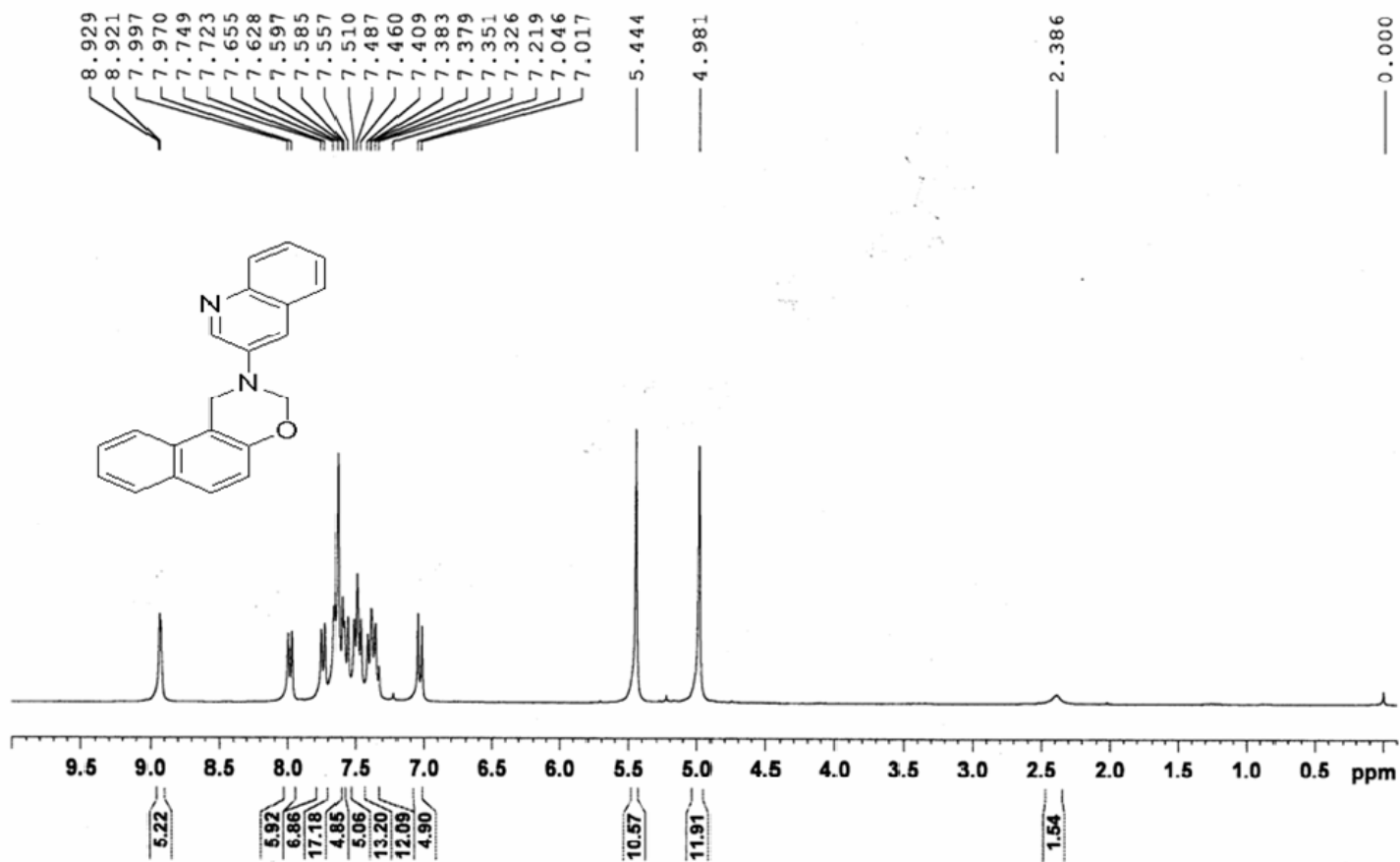




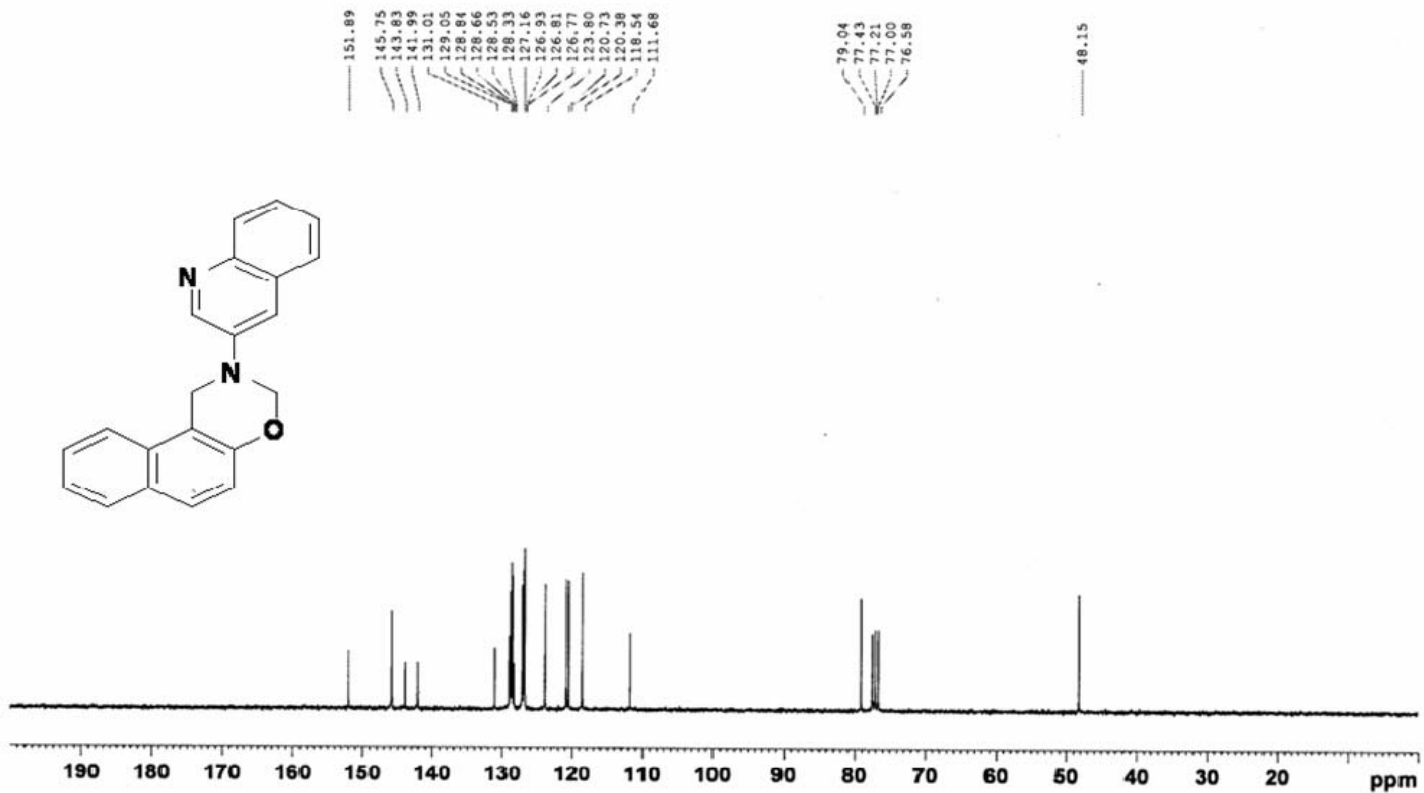
¹³C NMR Spectrum of 4a



¹H NMR Spectrum of 5a



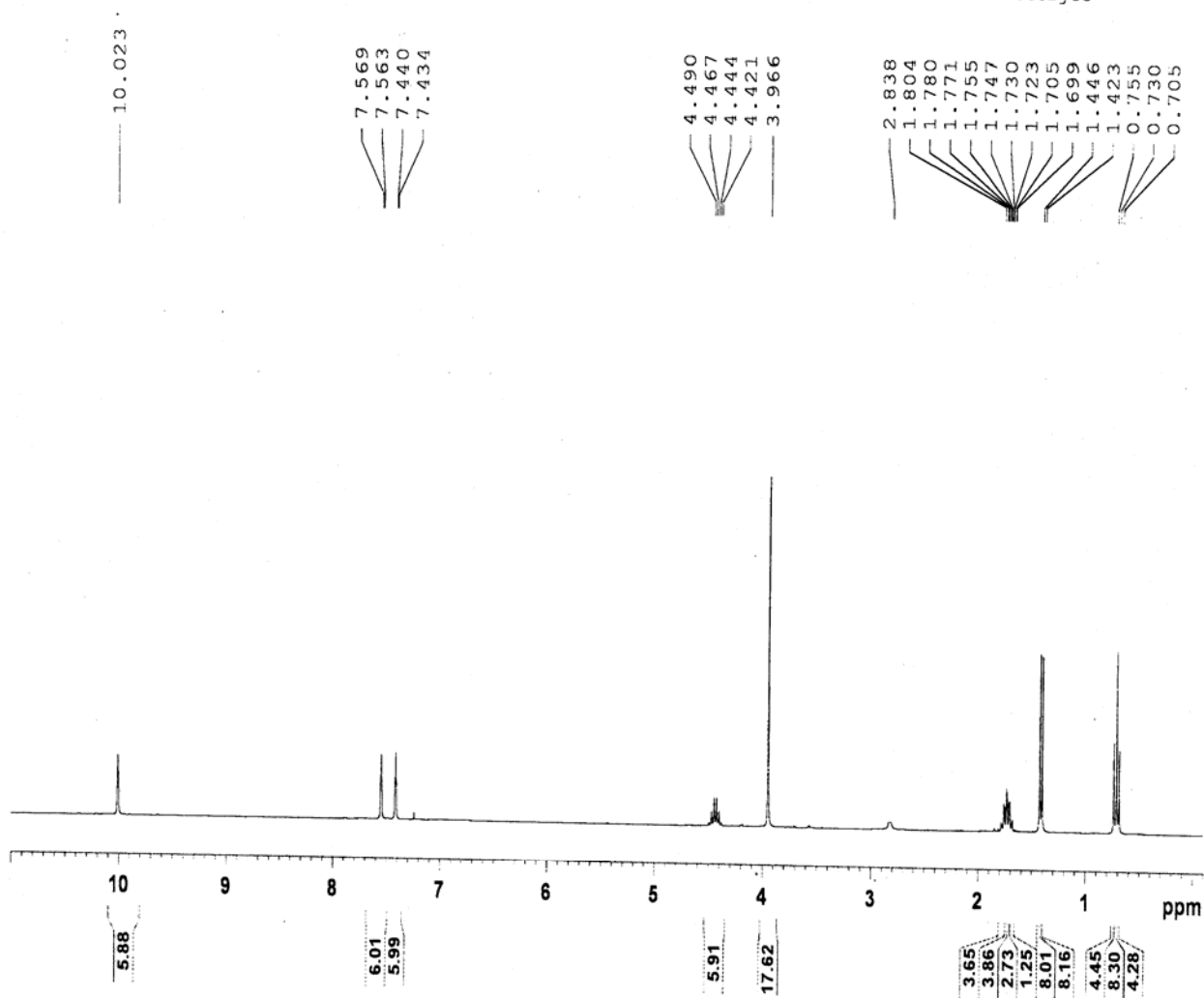
CAS DEPT OF CHEMISTRY CU Bruker AV 300 Supercon NMR System 5mmBBO Probe
Sample no RANA-64 CMR CDCL3 Dr.C.Mukhopadhyay 02.07..09 Operator P.Ghosh & S.Chatterjee



Spectra of the synthesized ionic liquid

^1H NMR spectra of the ionic liquid $\{[\text{secbmim}]^+ \text{Br}^-\}$

CAS DEPT OF CHEMISTRY CU Bruker AV 300 Supercon NMR System 5mmBBO Probe
Sample no CM-453 PMR CDCL3 Dr.C.Mukhopadhyay 26.05.08 Operator P.Ghosh & S.Chatterjee



^{13}C NMR spectra of the ionic liquid $\{[\text{secbmim}]^+ \text{Br}^-\}$

CAS DEPT OF CHEMISTRY CU Bruker AV 300 Supercon NMR System 5mmBBO Probe
Sample no CM-453 CMR CDCL3 Dr.C.Mukhopadhyay 30.05.08 Operator P.Ghosh & S.Chatterjee

