

Azahelicenes and other similar tri and tetracyclic helical molecules

Florea Dumitrascu,*^a Dan G. Dumitrescu,^a and Ioana Aron^b

^a*Center for Organic Chemistry C.D. Nenitescu, Romanian Academy 202 B, Spl. Independentei, 060023, Bucharest, Romania*

^b*Roy and Diana Vagelos Laboratories, Department of Chemistry, University of Pennsylvania, Philadelphia, Pennsylvania 19104-6323*

E-mail: fdumitra@yahoo.com

DOI: <http://dx.doi.org/10.3998/ark.5550190.0011.101>

Abstract

The possibility of using a wide range of synthetic methods and the diverse properties resulted in an increased interest in azahelicenes and similar nitrogen bearing helical molecules. The aim of this paper is to provide an update to the recent reviews, while also including tri and tetracyclic helical molecules.

Keywords: Azahelicenes, helical chirality

Table of Contents

1. Introduction
2. Synthetic Methods
 - 2.1 Central linkage
 - 2.1.1 Photochemical cyclization
 - 2.1.2 Sn and Pd mediated couplings
 - 2.1.3 Syntheses for dictyodendrins and related substituted pyrrolo[2,3-*c*]carbazoles
 - 2.1.4 Syntheses of helical scaffolds containing one or more N-N bonds
 - 2.1.5 [2+2+2] Trimerization reactions
 - 2.1.6 Sulfinations of bisindole derivatives
 - 2.1.7 Consecutive Knoevenagel condensation/Diels-Alder cycloaddition
 - 2.2 Side annulation or substituent insertion
 - 2.2.1 Oxidation reactions
 - 2.2.2 *N*-ylide 1,3-dipolar cycloadditions
 - 2.2.3 The reactions of acetylenic esters with tricyclic azines
 - 2.2.4 Helical molecules built from *p*-substituted benzene

2.2.5 Helical molecules built from 1,2,3-trisubstituted benzene

2.2.6 Diels-Alder cycloaddition reactions

2.2.7 Synthesis of expanded azahelicenes

3. Properties

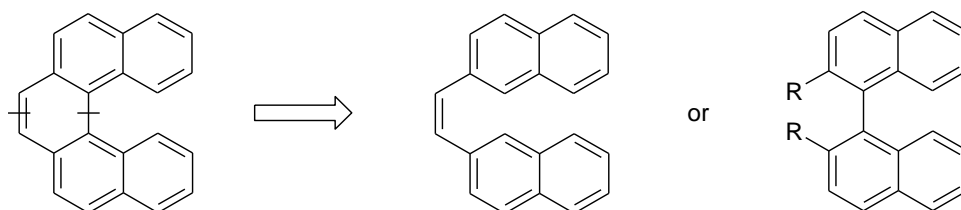
4. References

1. Introduction

The helical intramolecular distortion of *ortho* annulated cyclic or heterocyclic compounds is caused by sterical overcrowding in the molecule due to the number of rings or to the number and volume of the *ortho* substituents. In the case of helicenes or heterohelicenes the minimum requirement for helicity to occur is the existence of five *ortho* annulated rings.

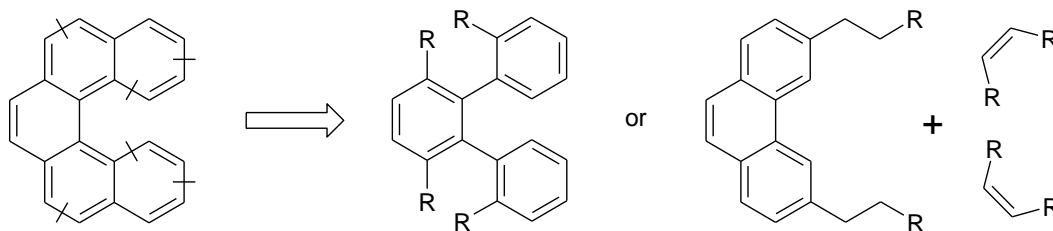
In 1971 Wynberg formally included phenanthrene and benzo[*c*]phenanthrene in the class of helicenes and stated that properly positioned substituents may infer helicity to the molecule.¹ Lately, the field of azahelicenes has received a great deal of interest. Several reviews on carbohelicenes are available,³ as well as a comprehensive review on aza and azonia helicenes published by Sato and Arai.² This work will provide an update to the field of aza and azonia helicenes, including the related tri and tetracyclic helical molecules containing nitrogen atoms.

In the approach towards aza and polyaza helical molecules two main synthetic strategies are used. The first strategy, central linkage approach, consists in building the molecule from several ring systems connected *via* short chains and coupling these parts either using photocyclization or another coupling procedure. This is similar to the classical route for helicenes first reported by Newman in 1955 (Scheme 1).⁴



Scheme 1

The second synthetic approach, *ortho* annulation or substituent insertion, uses formal helicenes such as phenanthrene or phenanthroline (and in some cases even benzene) as starting materials. The final helical system is obtained by building successive rings or inserting one or several bulky substituents in the *ortho* positions of the initial molecule (Scheme 2).



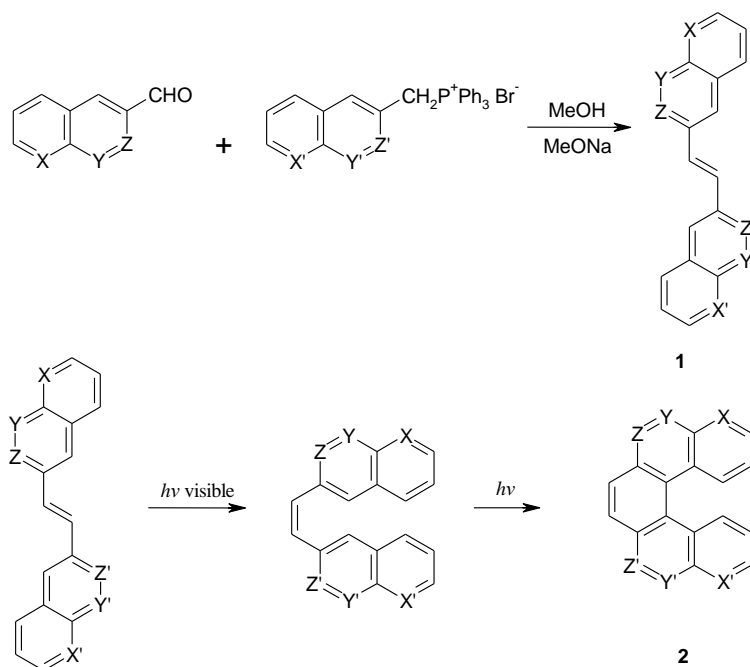
Scheme 2

2. Synthetic Methods

2.1 Central Linkage

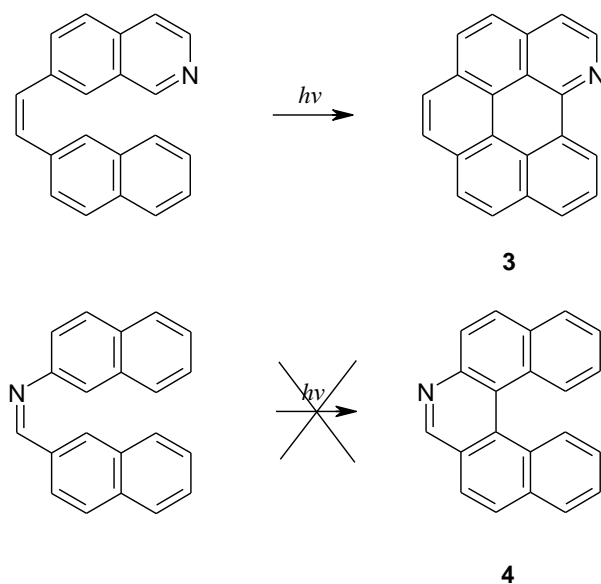
2.1.1 Photochemical cyclizations. Caronna et al.⁵ adapted the classical helicene synthesis of stilbene derivative photocyclization to obtain aza or diaza[5]helicenes. The key intermediates, ethylenes substituted in the 1- and 2-positions with quinoline or isoquinoline, **1**, were synthesized using a Wittig condensation between the corresponding aldehydes and phosphonium salts. In the case of symmetrical ethylenes, the heterocyclic aldehydes were reduced to the corresponding alcohols, transformed into chlorides and used to obtain the corresponding phosphonium salts for the Wittig reaction.

The final stage, the photocyclization of ethylene derivatives **1** to mono or diaza [5]helicenes **2** takes place generally in very good yields and without the formation of corresponding non-helical isomers (Scheme 3).



Scheme 3

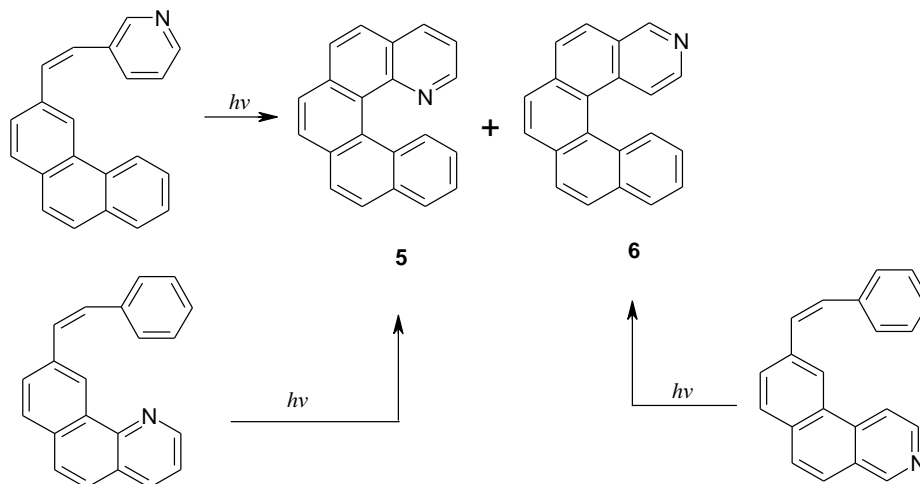
This pathway offers high yields, regioselectivity and can be applied in the synthesis of a wide range of aza and diaza[5]helicenes. However, some monoaza[5]helicenes could not be obtained using this method. The photochemical cyclization leading to 7-aza[5]helicene **4** was unsuccessful, whereas the attempt to obtain 2-aza[5]helicene gave the 7-azabenz[ghi]perylene **3** as the only product (Scheme 4).



Scheme 4

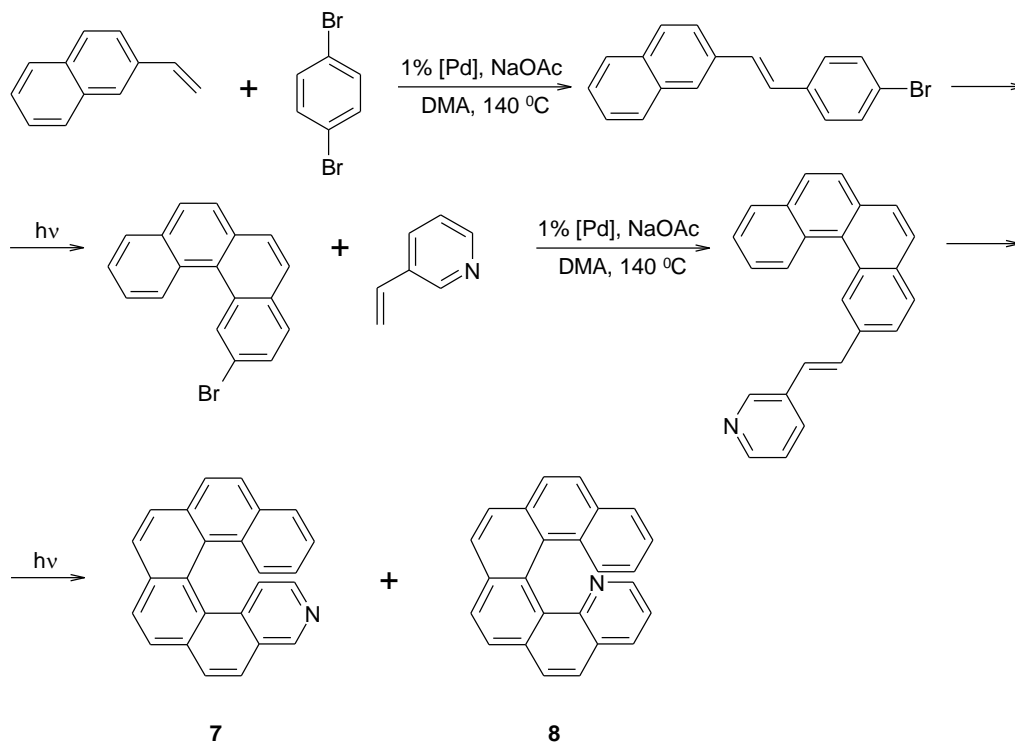
In order to complete the series of monoaza[5]helicenes, Caronna et al.⁶ revised their initial synthetic approach. As the final photocyclization step showed both high yields and regioselectivity, the method was applied on different key intermediates. Thus, instead of 1,2-disubstituted ethylenes with naphthyl, quinoline or isoquinoline moieties, derivatives with three *ortho*-condensed rings on one side of the ethene and one ring on the other side were used. Also, the regioselectivity of the final photocyclization step was explained using *ab initio* computational methods.

Both possible approaches were investigated for the synthesis of 1-aza and 3-aza[5]helicene: using pyridine as the nitrogen bearing moiety and phenanthrene as the tricyclic ring system, and using benzene as the single ring and benzo[*h*]isoquinoline as the nitrogen bearing moiety. 1-Aza[5]helicene **5** was obtained along with 3-aza[5]helicene **6** in a 9:1 and 1:9 ratio respectively, depending on the method used (Scheme 5).⁶

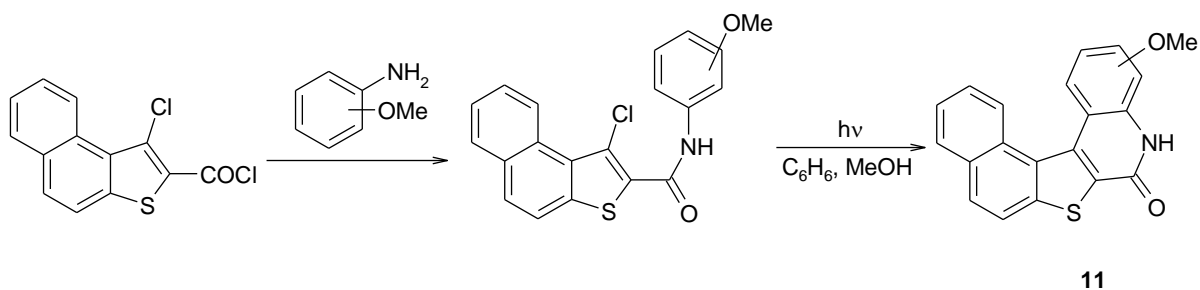


Scheme 5

Ben Hassine et al.⁷ expanded the original synthesis published by Caronna for the unsubstituted 3-aza[6]helicene **7**. The synthesis involves two Mizoroki-Heck coupling reactions, each followed by a photocyclization step, with an overall yield of 26% for compound **7** (Scheme 6). The final photocyclization step is not completely regioselective, a small amount of isomeric 1-aza[6]helicene **8** being isolated.

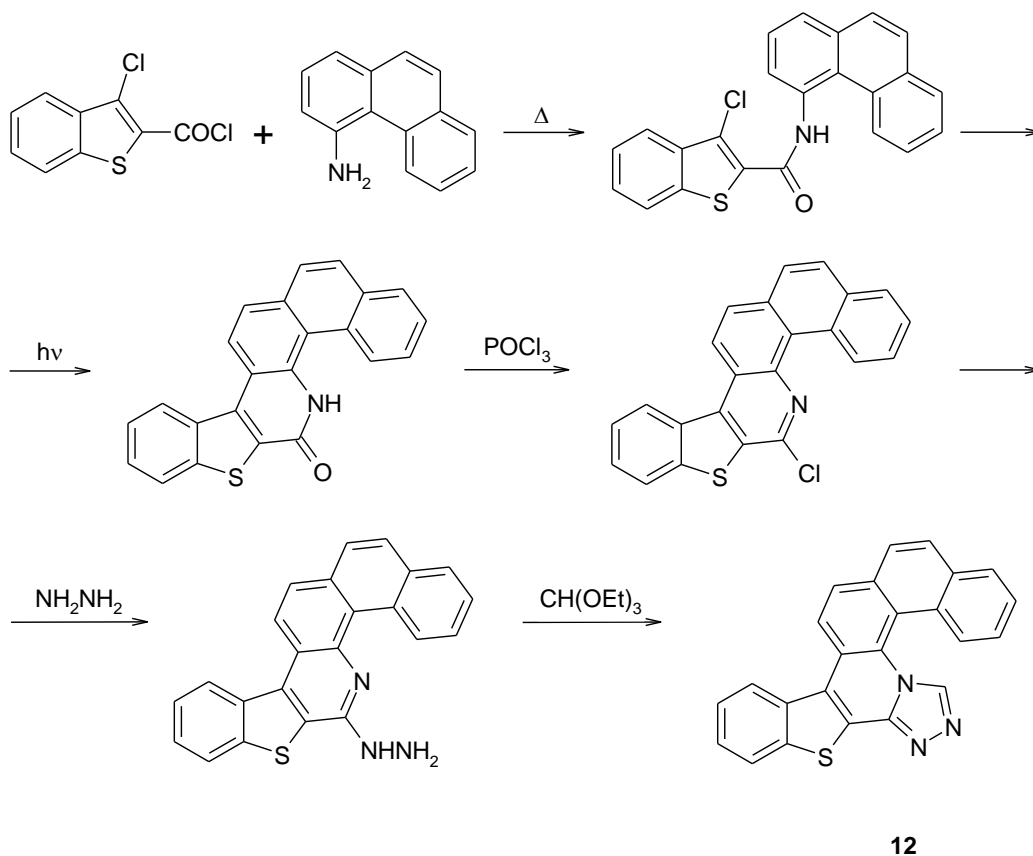


Scheme 6



Scheme 8

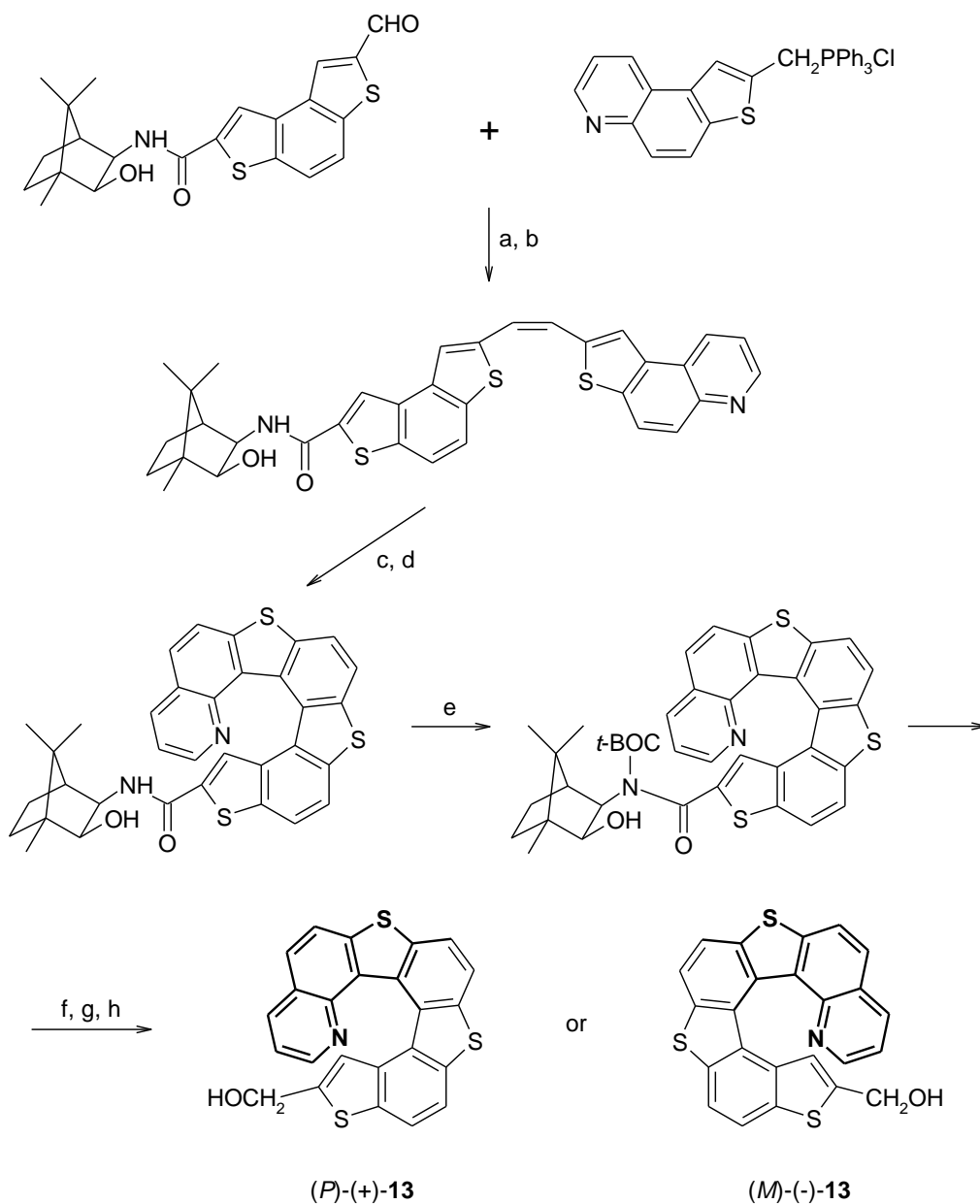
Triazolo pentacyclic helicene **12** was obtained using the same synthetic strategy, by reacting 3-chloro-benzo[*b*]thiophene-2-carbonyl chloride with 4-aminophenanthrene. The final stage, formation of the terminal triazole ring, occurred after reacting the corresponding hydrazine derivative with triethyl orthoformate (Scheme 9).¹⁰



Scheme 9

By applying the photochemical approach on disubstituted *D*-camphor substituted benzodithiophene and thienoquinoline ethylenes, Osuga and co-workers¹¹ obtained optically pure

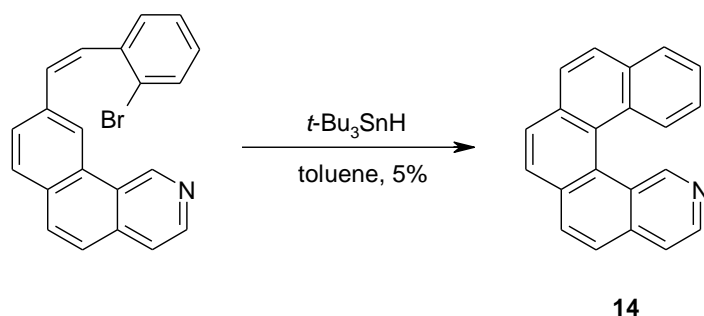
(*M*) and (*P*) thiaazahelicenes **13**. The disubstituted ethylenes were prepared *via* a Wittig condensation. The photochemical stage resulted in 37:63 diastereomeric ratio, and the products were separated using column chromatography on silica gel (Scheme 10). Their enantiomeric purity was measured using HPLC chromatography and their absolute configuration using circular dichroism.



- a. *t*-BuOK, THF, methanol; b. triisopropylsilyl trifluoromethane sulfate, 2,6-lutidine, CH₂Cl₂;
 c. I₂, propylene oxide, Ar, C₆H₆; d. TBAF, THF; e. di-*t*-butyl dicarbonate, DMAP, CH₂Cl₂;
 f. HPLC separation; g. EtSLi, THF; h. LiAlH₄, THF.

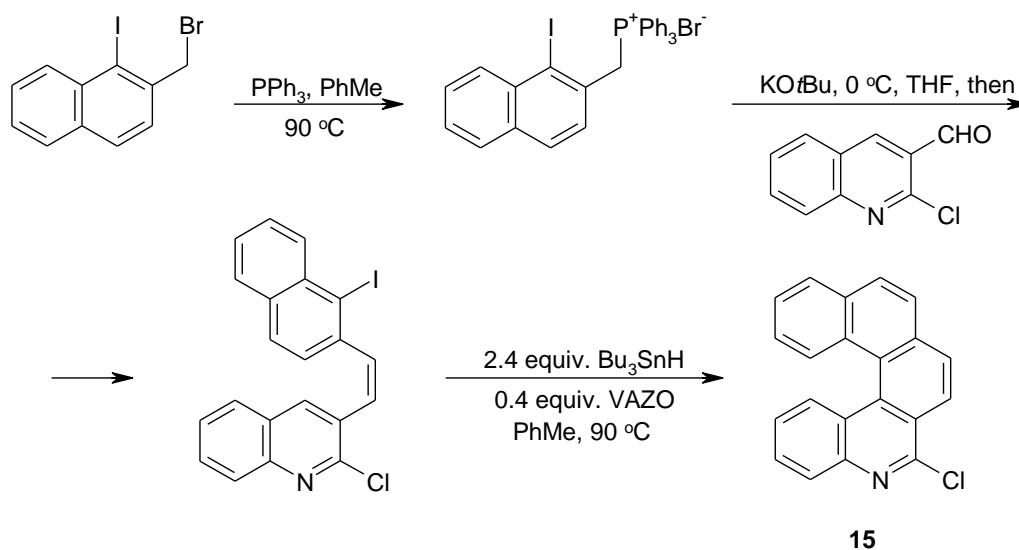
Scheme 10

2.1.2 Sn and Pd mediated couplings. As the photochemical cyclization method could not be used for the synthesis of 2-aza[5]helicene **14**, the only product formed being 7-azabenzo[*ghi*]perylene **3**, a different approach was used, a *t*-Bu₃SnH mediated coupling (Scheme 11).⁶



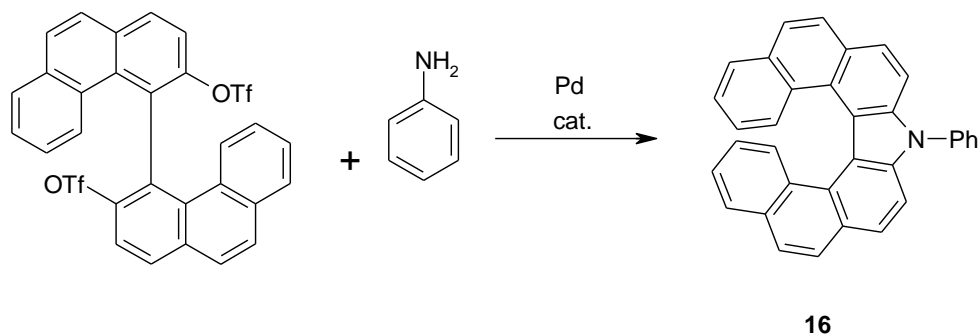
Scheme 11

Harrowven and coworkers¹² developed a versatile synthetic method based on a Bu₃SnH mediated coupling and selective homolysis of the carbon-iodine bond by 1,1'-azobis(cyclohexanecarbonitrile) (VAZO). This method was successfully applied in the high yield synthesis of 6-chloro-5-aza[5]helicene **15**, using cooperative *ortho* effects to control the regioselectivity of the Wittig reaction and a halide atom as a protecting group in the homolytic aromatic substitution (Scheme 12).



Scheme 12

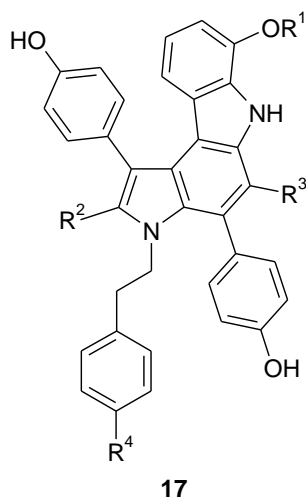
Nakano et al.¹³ used Pd complexes with xantphos and biphenyl-phosphine to catalyze coupling reactions on a variety of 2,2'-disubstituted 1,1'-diphenanthrenes. This synthesis could be applied only for obtaining the racemic aza[7]helicene **16** from the reaction of aniline with racemic 4,4'-biphenanthryl-3,3'-ylene ditriflate (Scheme 13).



Scheme 13

2.1.3 Syntheses of dictyodendrins and related substituted pyrrolo[2,3-*c*]carbazoles. First isolated by Sato and co-workers¹⁴ in 1993 from the marine sponge *Dictyodendrilla*, the tetracyclic compounds **17**, dictyodendrins, were shown to possess potent aldose reductase inhibitory action. A representative compound was characterized by X-ray analysis and shown to exhibit helical chirality.

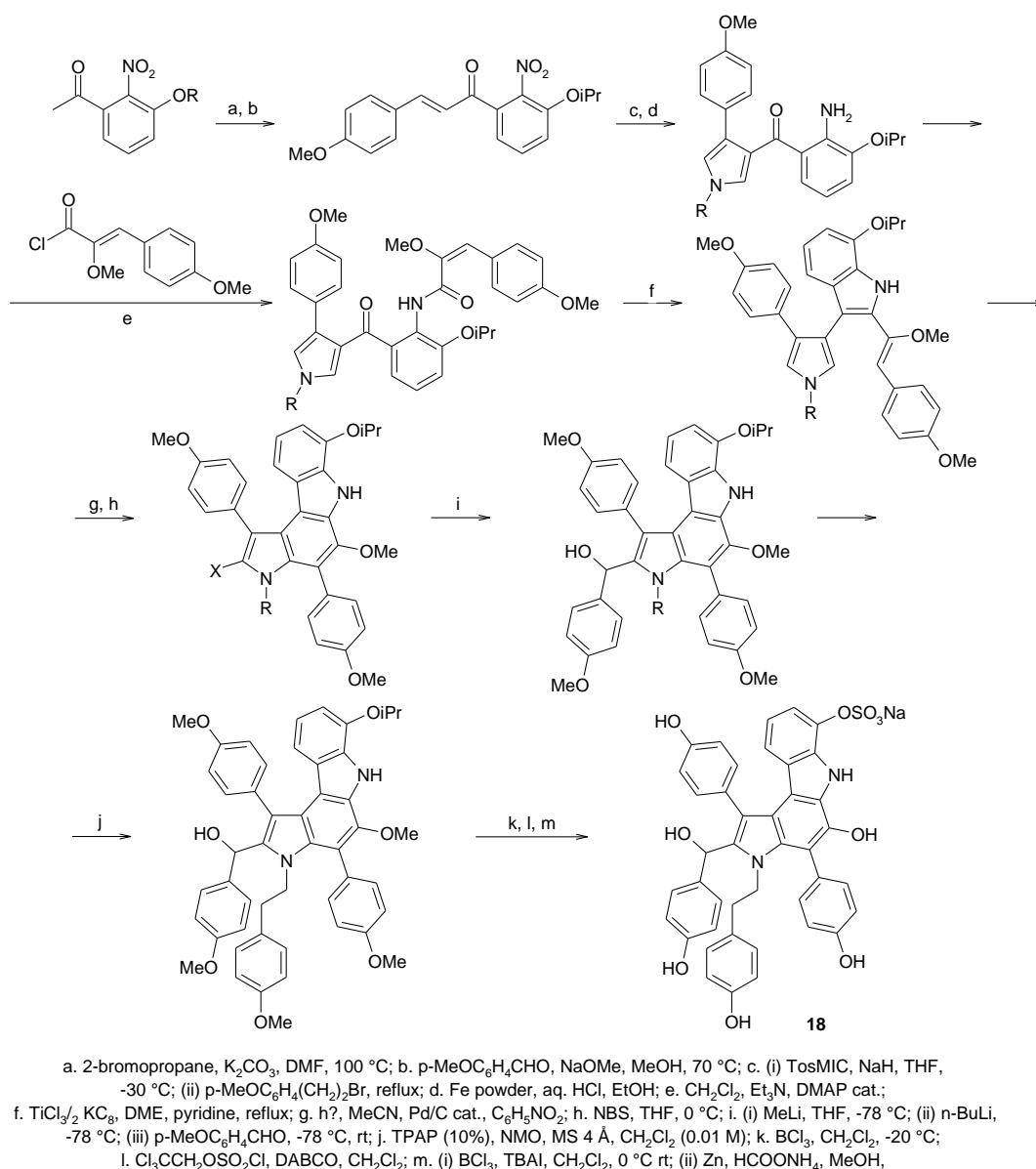
Later, a group led by Warabi¹⁵ isolated and characterized new such compounds from the same marine source, thus expanding the class of dictyodendrins from A to E (Scheme 14). It is noteworthy that these compounds exhibit complete telomerase inhibitory action even at concentrations as low as 50 $\mu\text{g/L}$, making them suitable carcinostatics.



Scheme 14

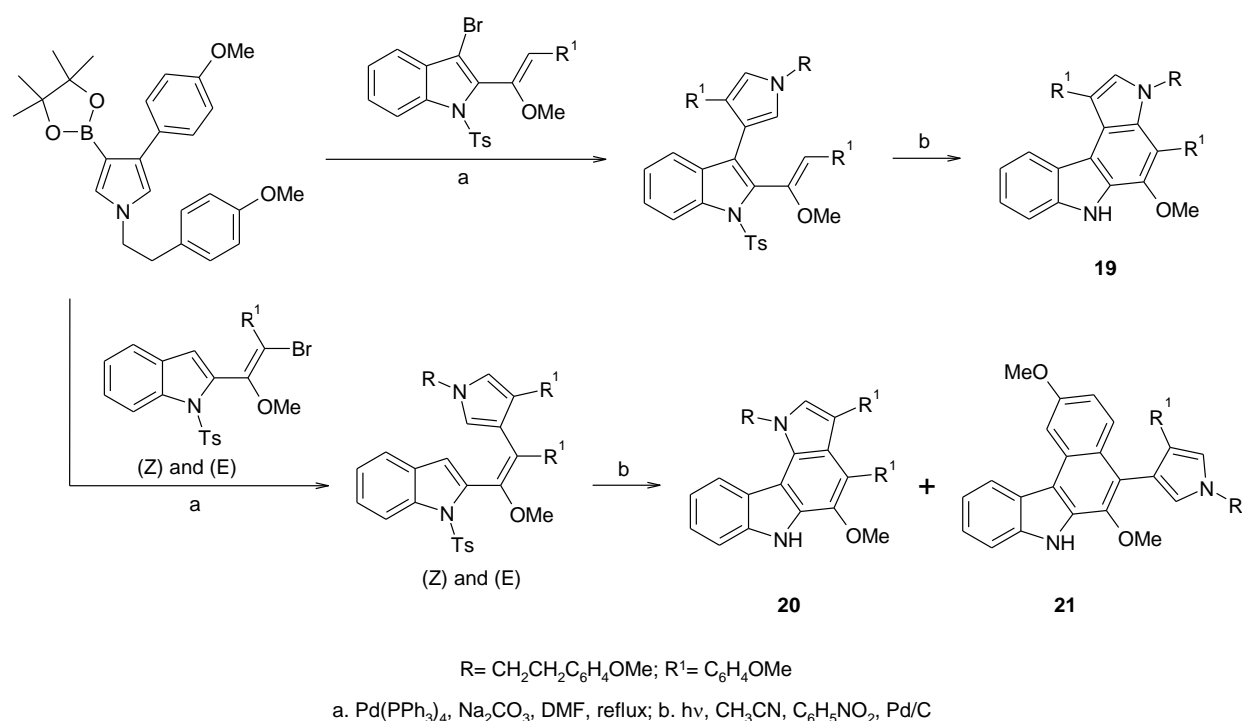
Furstner and coworkers described the total synthesis of dictyodendrin B **18**¹⁶ and, in another paper, the total synthesis of dictyodendrins C and E.¹⁷ The synthesis of dictyodendrin B consists of 13 steps, affording the target compound in an 8% overall yield.

The key steps are the titanium catalyzed synthesis of the 2,3,7-trisubstituted indole ring and the photochemical cyclization and concomitant aromatization using Pd/C in nitrobenzene leading to the substituted pyrrolo[2,3-*c*]carbazole scaffold in multigram quantities. For compound **18**, the final procedure, the exhaustive demethylation without removing the labile sulfate group was performed using $\text{BCl}_3/(n\text{-Bu})_4\text{NI}$. Obtaining dictyodendrins C and E involves the same synthesis of the pyrrolo[2,3-*c*]carbazole system, followed by very selective chemical transformations to yield the desired substituents (Scheme 15).



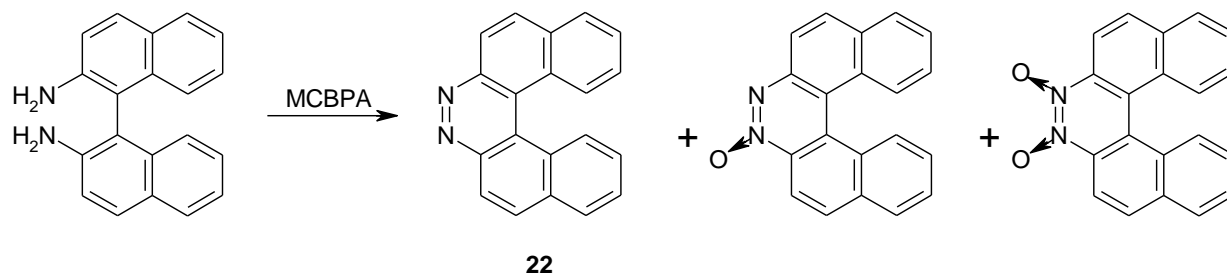
Scheme 15

Alvarez et al.¹⁸ recently put forward a similar synthesis for obtaining substituted pyrrolo[2,3-*c*]carbazole derivatives to that described by Furstner. The synthetic pathway is based on a Suzuki coupling leading either to 2-ethenyl-3-pyrrolo indole derivatives or to indole and pyrrole substituted ethylenes. The final photocyclization stage results in pyrrolo[2,3-*c*]carbazoles **19** in the case of pyrrole-substituted indoles or in isomeric **20** and **21** in the case of (*E*) pyrrole and indole substituted ethylene and (*Z*)-isomer, respectively (Scheme 16).



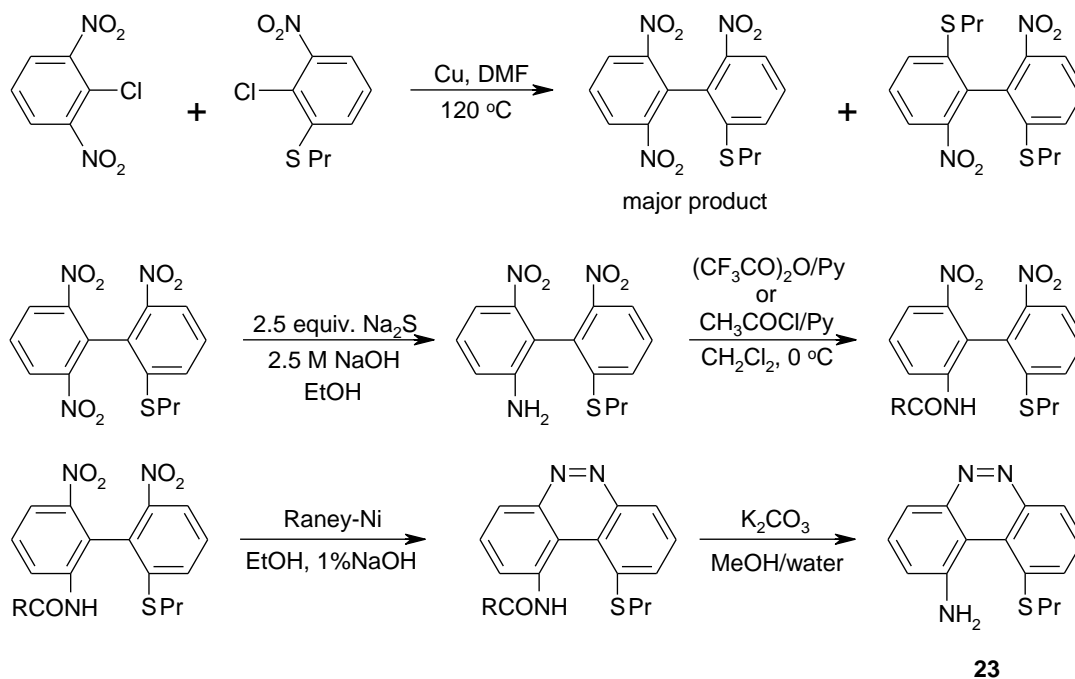
Scheme 16

2.1.4 Syntheses of helical scaffolds containing one or more N-N bonds. For the synthesis of 7,8-diaza[5]helicene **22**, a compound first obtained in the early 20th century,¹⁹ a very simple method was put forward, based on the oxidation of 2,2'-diamino-1,1'-binaphthyl with *m*-chloroperoxybenzoic acid (MCPBA) (Scheme 17). Although the corresponding *N*-oxide and *N,N'*-dioxide are obtained along with the desired product, they can be reduced in good yields using LiAlH₄.²⁰



Scheme 17

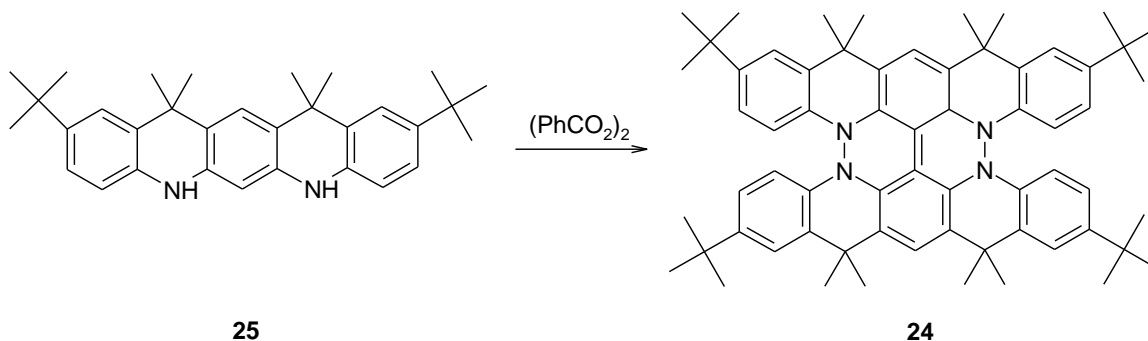
Benin and coworkers²¹ obtained the tricyclic helical 1,10-diheterosubstituted benzo[*c*]cinnoline **23** using a sequence of minimum 5 reactions, while also investigating alternate synthetic routes. The key intermediate, 2-amino-2',6'-dinitro-6'-propylthiobiphenyl, was obtained *via* an Ullmann coupling followed by a selective reduction of one nitro group. The helical benzo[*c*]cinnoline **23** was obtained by reducing the two nitro groups with Raney Ni and cleaving the amino protecting group (Scheme 18). The helicity of this compound was evidenced using X-ray analysis.



Scheme 18

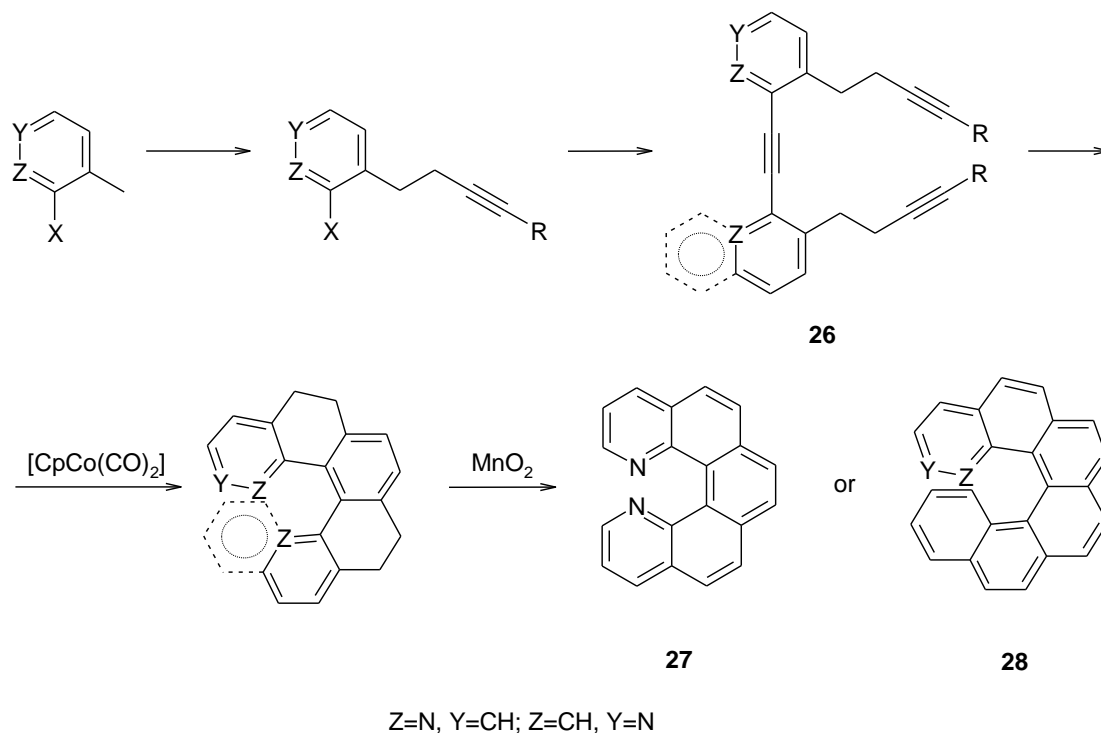
While investigating various synthetic methods for *N,N'*-dioxides, Rajca²² obtained the conjoined double azahelicene **24**. This chemical transformation was conducted in good yields *via* three homocouplings (a C-C and two N-N) between two molecules of diamine **25** in the presence

of a twofold excess of benzoyl peroxide (Scheme 19). The stereostructure of compound **24** was determined using X-ray diffraction. Its racemization barrier was estimated to be higher than that of parent [5]helicene using NMR spectroscopy.



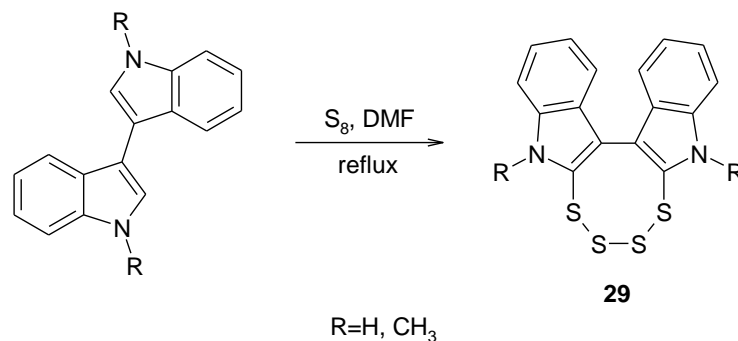
Scheme 19

2.1.5 [2+2+2] Trimerization reactions. Stary et al.²³ recently applied a [2+2+2] cobalt catalyzed trimerization strategy for obtaining 1,14-diaza[5]helicene and 1- and 2-aza[6]helicene. The key precursors for the [2+2+2] cyclotrimerization, aromatic triynes **26** were obtained from the corresponding bromopyridines upon treatment with lithiated 1-(triisopropylsilyl)-1-propyne and subsequent Sonogashira coupling. The [CpCo(CO)₂] catalyzed trimerization resulted in the formation of tetrahydro derivatives, which were aromatized to **27** and **28** in the presence of MnO₂ (Scheme 20). The fully aromatic 1- and 2-aza[6]helicenes enantiomers were separated using HPLC with chiral stationary phases and their absolute configurations were investigated using CD spectroscopy. Their helicity degree was ascertained by X-ray analysis of the corresponding Ag complexes. Recently, the authors used this approach to obtain a number of new penta and hexacyclic azahelicenes.²⁴



Scheme 20

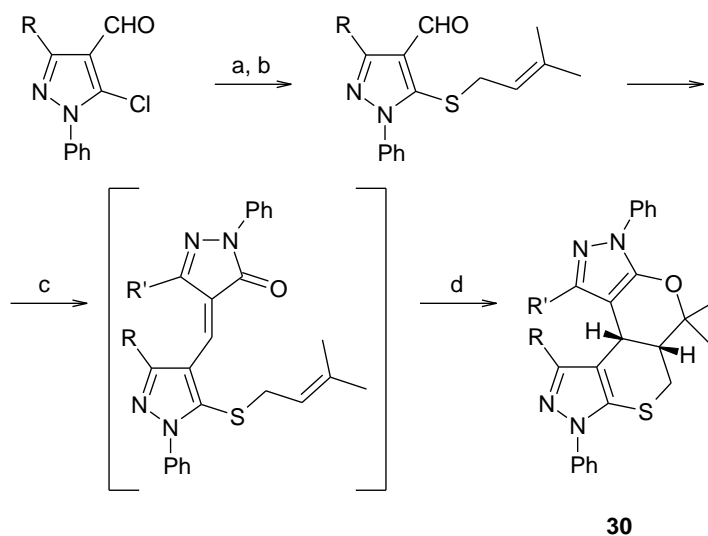
2.1.6 Sulfination of bisindole derivatives. The treatment of 3,3'-bisindolyl derivatives with elemental sulfur in DMF at reflux resulted in the formation of helical diaza tetrasulfides **29** in 59% yield and 19% yield for the dimethyl derivative, respectively (Scheme 21). The helical nature of compounds **29** in solid state was ascertained using X-ray diffraction methods.²⁵



Scheme 21

2.1.7 Consecutive Knoevenagel condensation/Diels-Alder cycloadditions. Dipyrzolo tetracyclic derivatives **30** were constructed *via* a domino Knoevenagel condensation/intramolecular hetero Diels-Alder cycloaddition (Scheme 22). The reaction was found to be completely diastereoselective and the yields to decrease upon increasing the bulkiness of the

pyrazole substituents. X-ray analysis showed a strong distortion of the tetracyclic system, the angle between the pyrazolic rings falling in the range of 60-80 degrees.²⁶

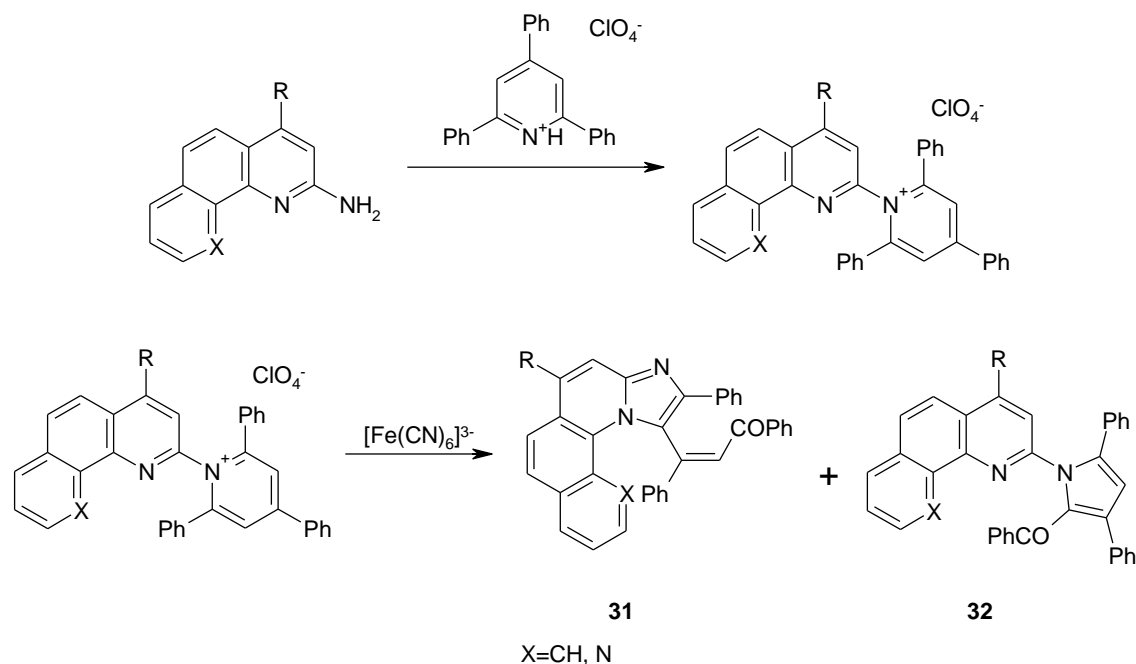


- a. 4-bromo-2-methyl-2-butene, thiourea, EtOH, reflux; b. NaOH, EtOH, reflux;
c. pyrazolone derivatives, EDDA, CH₃CN, rt; d. reflux.

Scheme 22

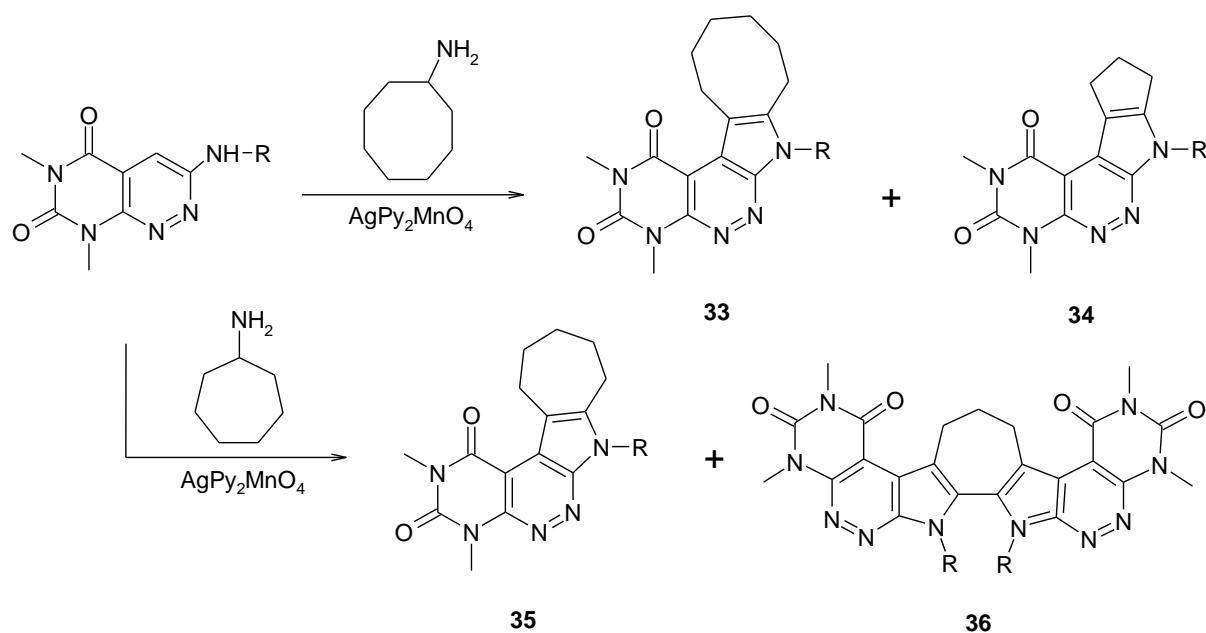
2.2 Side annulation or substituent insertion

2.2.1 Oxidation reactions. Phenanthro-2-yl or benzo[*h*]quinol-2-yl pyrilium salts were obtained by treating the corresponding 2-amino derivatives with 2,4,6-triphenyl-pyrylium perchlorate. The ferricyanide oxidation of such salts led to the formation of the tetracyclic imidazo[1,2-*a*][1,10]phenanthrolines **31** along with compounds **32** in various ratios (Scheme 23). The helical structure of derivatives **31** was deduced using semi-empirical molecular computations. However, the mechanism of the ferricyanide oxidation process is not yet fully understood and requires further investigation.



Scheme 23

Compounds **33**, **34**, **35** and **36** were obtained while investigating the reaction between 6,8-dimethylpyrimido[4,5-c]pyridazine-5,7(6*H*,8*H*)-diones and cyclooctylamine or cycloheptylamine, respectively, in the presence of AgPy₂MnO₄ as oxidant (Scheme 24).^{28,29} Although no data on the helicity of these compounds was presented, comparison with other literature examples suggests a possible helical distortion.



Scheme 24

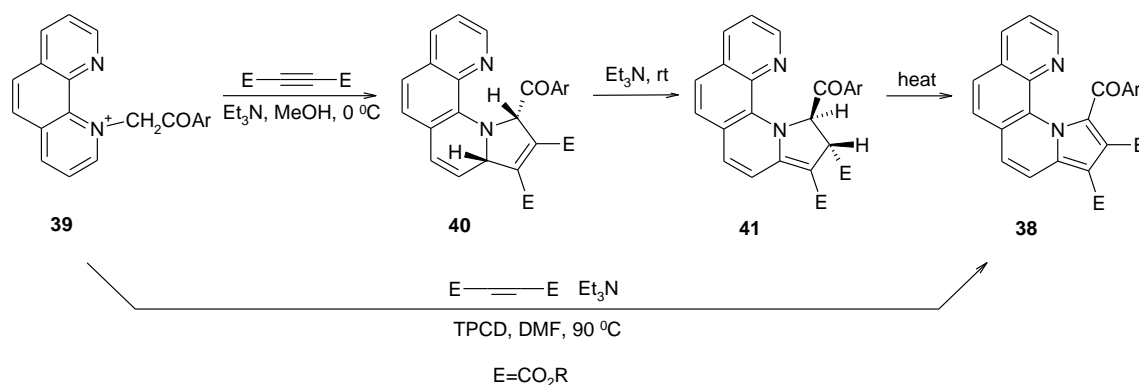
Rozen and Dayan³⁰ obtained *N,N'*-phenanthrolium dioxide **37** for the first time by treating 1,10-phenanthroline with fluorine in aqueous acetonitrile, the unstable compound $\text{HO}\cdot\text{CH}_3\text{CN}$ being the active oxygen donor (Scheme 25). The synthesis of this dioxide using other oxidizing reagents was unsuccessful. The torsion angle between the nitrogen atoms in the bay region, as measured by X-ray diffraction techniques, has a very high value of over 30 degrees.



Scheme 25

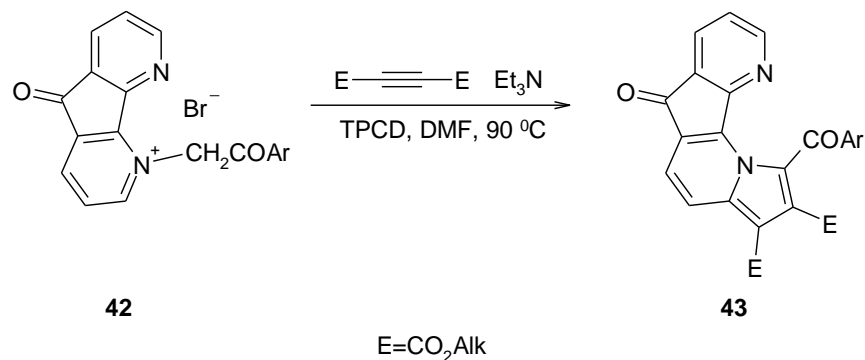
2.2.2 N-ylide 1,3-dipolar cycloadditions. The key intermediates for helical pyrrolophenanthrolines **38**, 1,10-phenanthrolium salts **39** were obtained from 1,10-phenanthroline and 2-bromoacetophenones. In methanol at 0 °C in the presence of triethylamine and acetylenic dicarboxylates, the salts are deprotonated and the resulting *N*-ylides react with the acetylenic dipolarophile, furnishing the primary cycloadducts **40**. In the presence of triethylamine at room temperature, cycloadducts **40** undergo a rearrangement resulting in secondary cycloadducts **41**. Upon refluxing in ethanol, fully aromatic pyrrolophenanthrolines **38** are obtained. Another method implies the direct transformation of phenanthrolium salts **39** to helical pyrrolophenanthrolines **38** *via* a one-pot reaction with olefinic dipolarophiles, triethylamine and tetrakispyridino cobalt(II) dichromate as the oxidant (Scheme 26).

Both salts **39** and pyrrolophenanthrolines **38** show helical distortion in solid state, as evidenced by X-ray analysis. The later also exhibits helicity in solution, as evidenced by NMR spectroscopy.³¹⁻⁴⁰



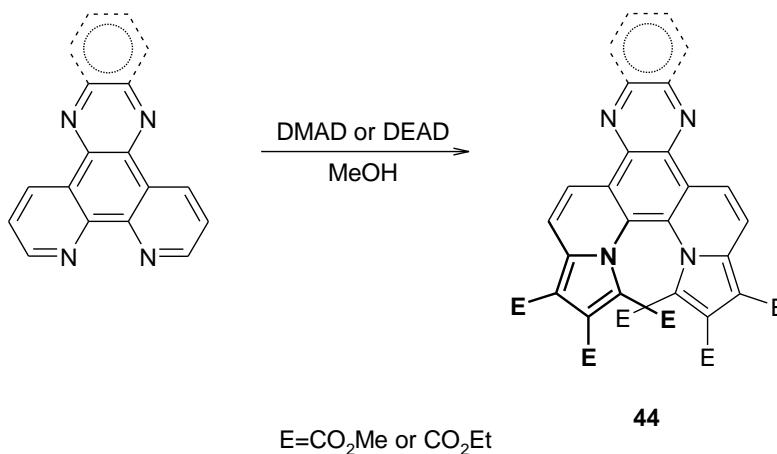
Scheme 26

When applying the same one-pot approach as mentioned above to 4,5-diazafluoren-9-onium salts **42**, pyrrolodiazafuorenones **43** were obtained in moderate yields (Scheme 27). Again, both salts and target compounds show helical distortion, even though it is significantly reduced by the presence of a smaller central five membered ring instead of the benzene ring in pyrrolophenanthrolines **38**.⁴¹⁻⁴³



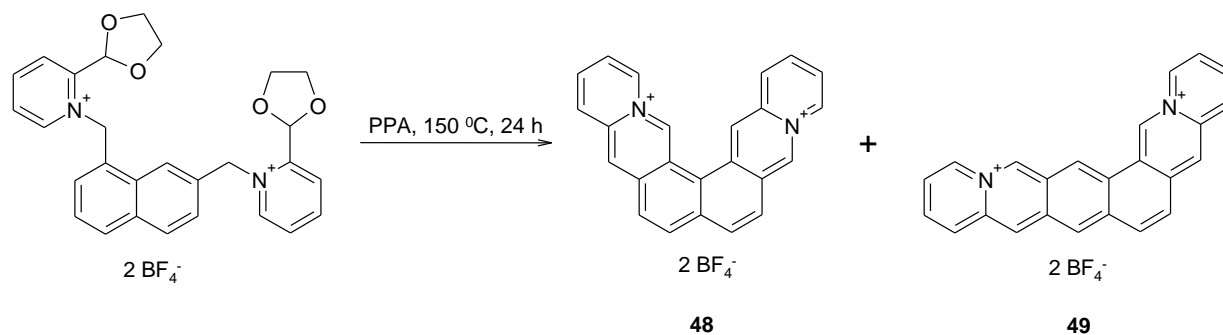
Scheme 27

2.2.3 The reactions of acetylenic esters with tricyclic azines. A very convenient method for obtaining pentacyclic dipyrrolo compounds consists in treating phenanthroline derivatives with symmetrical acetylenic esters in methanol. The reaction yields the target dipyrrolo pentahelicenes in moderate yields.⁴⁴ Recently, Maghsoodlou et al.⁴⁵ applied this reaction to pyrazino[2,3-*f*][1,10]phenanthroline and dipyrido[3,2-*a*:2',3'-*c*]phenazine, obtaining dipyrrolo pentahelicenes **44** (Scheme 28).



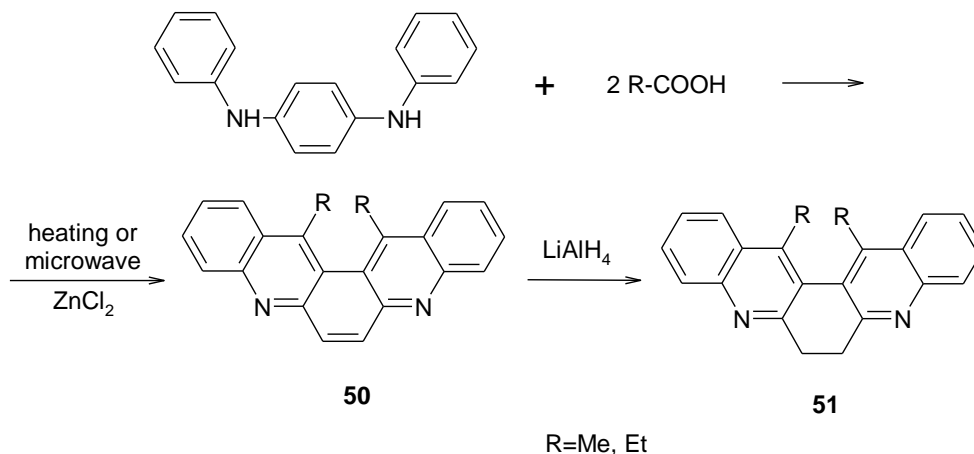
Scheme 28

Using the same reaction sequence on 1,7-bis(bromomethyl)naphthalene, the helical diazonia compound **48** was obtained as the major product, along with its planar isomer, **49** (Scheme 31). It is interesting to note that compared to the synthesis of derivatives **46** and **47**, the absence of one or more methyl groups on the naphthalene ring system leads to a decrease in regioselectivity of the cyclodehydration reaction.⁴⁸



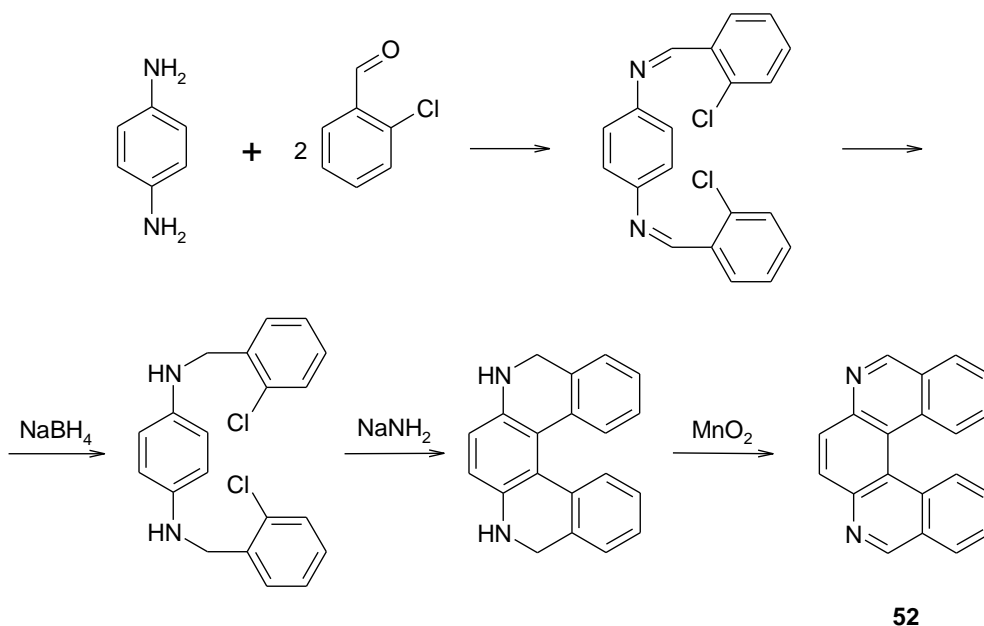
Scheme 31

Tanaka and coworkers^{49,50} developed a very simple approach for obtaining 13,14-dialkyldibenzo[*b,j*][4,7]-phenanthrolines **50** starting from the readily available materials *N,N'*-diphenyl-*p*-phenylenediamine and *n*-alkyl carboxylic acids. The double condensation reaction is completely regioselective and takes place in the presence of ZnCl₂ as the Lewis acid under heating or, more efficiently, microwave irradiation. The selectivity of this reaction was explained by semi-empirical molecular computations. Compounds **50** were subjected to chiral HPLC separation and racemization studies. It was shown that the methyl derivative racemized relatively quickly at room temperature, while the ethyl derivative was more stable. Furthermore, the dihydro derivatives **51** obtained by treating the fully aromatic compounds **50** with LiAlH₄ were more stable towards racemization (Scheme 32). The helical chirality of these compounds was determined by X-ray analysis and their absolute configuration by circular dichroism (CD) experiments.



Scheme 32

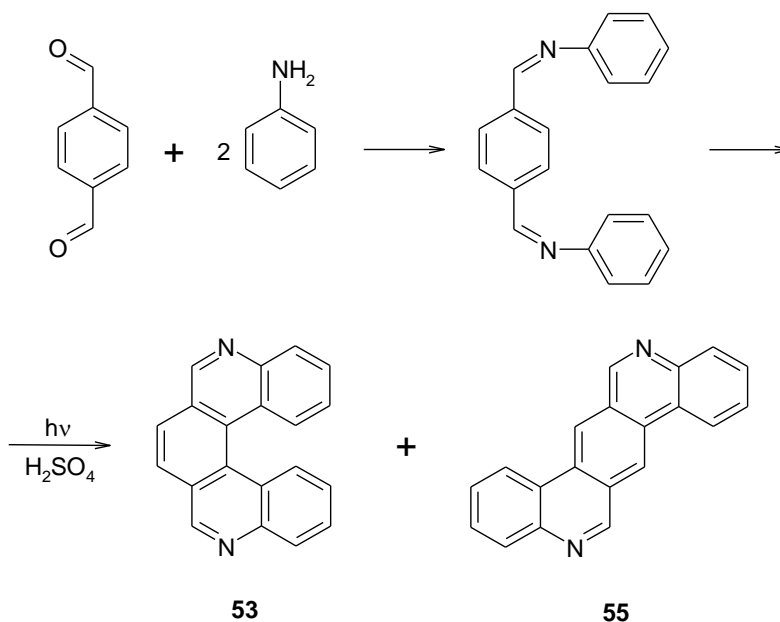
In order to obtain 6,9-, 5,10- and 2,13-diaza[5]helicenes **52**, **53** and **54**, Caronna and coworkers⁵¹ applied a different synthetic pathway for each compound. Thus, 6,9-diaza[5]helicene **52** was obtained by first reacting 1,4-diaminobenzene with 2-chlorobenzaldehyde. The resulting diimine was cyclized using sodium amide. The aromatization to **52** was performed using MnO_2 as oxidant agent (Scheme 33).



Scheme 33

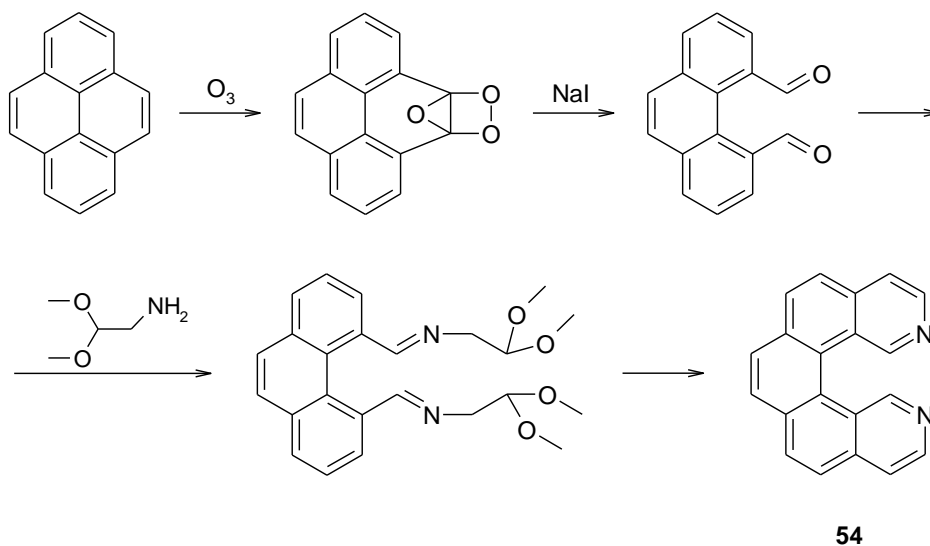
In order to obtain 5,10-diaza[5]helicene **53**, terephthalic aldehyde was reacted with aniline in a 1:2 ratio, and the resulting diimine was subjected to photocyclization in the presence of

sulfuric acid. The photocyclization step was not fully regioselective, since isomer **55** was obtained along with helicene **53** (Scheme 34).⁵¹



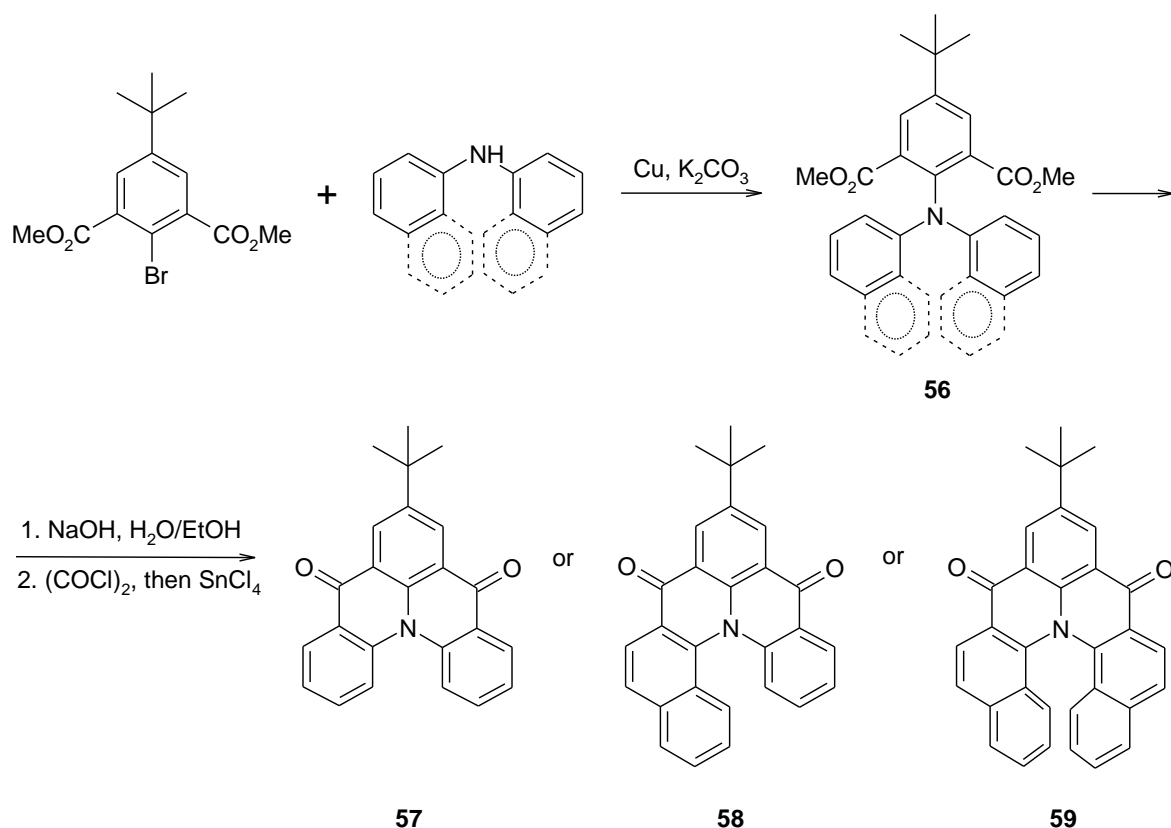
Scheme 34

The synthesis of 2,13-diazapentahelicene **54** was conducted using the ozonolysis of pyrene, followed by formation of the corresponding dialdehyde and ring closure in the presence of P_2O_5 and sulfuric acid (Scheme 35).⁵¹



Scheme 35

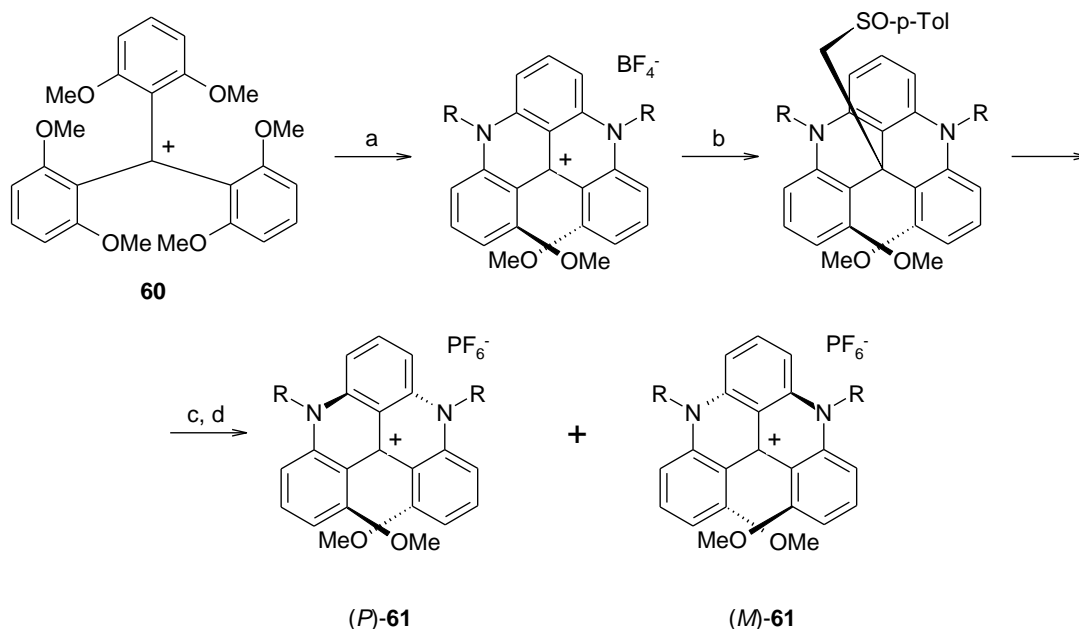
2.2.5 Helical molecules built from 1,2,3-trisubstituted benzene. The reaction between 1-bromo-2,6-di(carbomethoxy)-4-*t*-butyl benzene with diphenyl, 1-naphthylphenyl or 1,1'-dinaphthyl amines in the presence of Cu resulted in triaryl amines **56**. Upon hydrolysis followed by treatment with oxalyl chloride and subsequent Friedel-Crafts acylation/cyclization in the presence of SnCl₄, compounds **57**, **58** and **59** were obtained in good yields (Scheme 36). The use of other Lewis acids such as FeCl₃ for the acylation step led to a decrease in the regioselectivity of the cyclization. The helical distortion in compounds **57**, **58** and **59**, as determined by X-ray diffraction methods, increases progressively from 43 to 60 degrees.⁵²



Scheme 36

In their search for novel cationic dyes, Laursen and coworkers^{53,54} obtained a number of helical dimethoxyquinacridinium derivatives. The synthetic pathway implies the reaction of stable carbocation **60** with aliphatic amines in the presence of *N*-methylpyrrolidone. In order to separate their enantiomeric counterparts, dimethoxyquinacridiniums **61** were treated with either acetonitrile and sodium hydride, or with (+)-(*R*)-methyl-*p*-tolylsulfoxide. The resulting diastereoisomers were separated by column chromatography. Upon treatment with HPF₆ in acetone, the dimethoxyquinacridinium derivatives **61** were regenerated (Scheme 37).

These compounds were studied extensively by circular dichroism and X-ray diffraction methods, showing a significant degree of helicity. Furthermore, this helical conformation proved to be more thermodynamically stable than that of famous [6]helicene.⁵⁵⁻⁵⁷

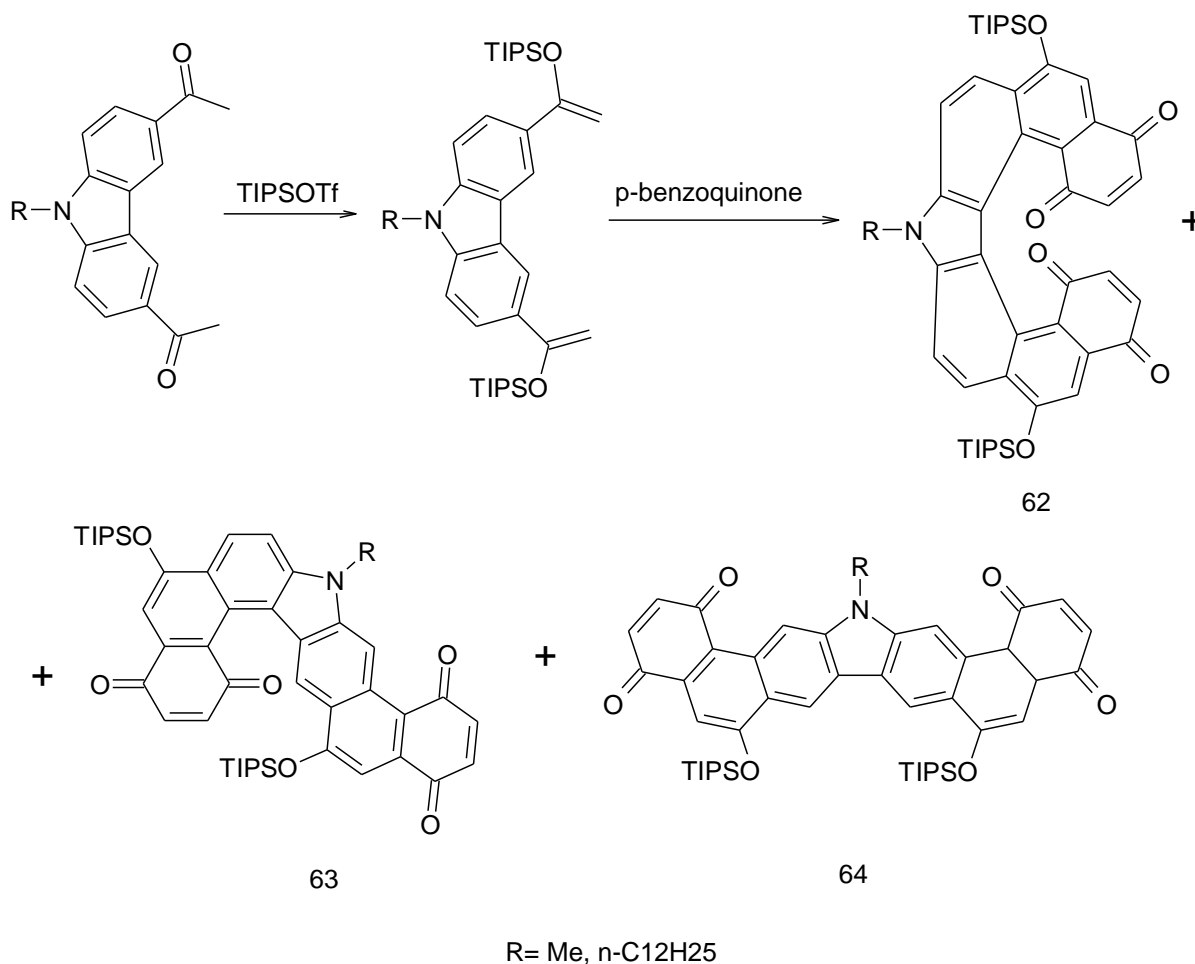


a. RNH_2 , N-methylpyrrolidone (NMP), 1.5 h, 110 °C; b. (+)-(R)-methyl-p-tolylsulfoxide, LDA, THF, 0 °C; c. column chromatography (SiO_2); d. aq HPF6, acetone

Scheme 37

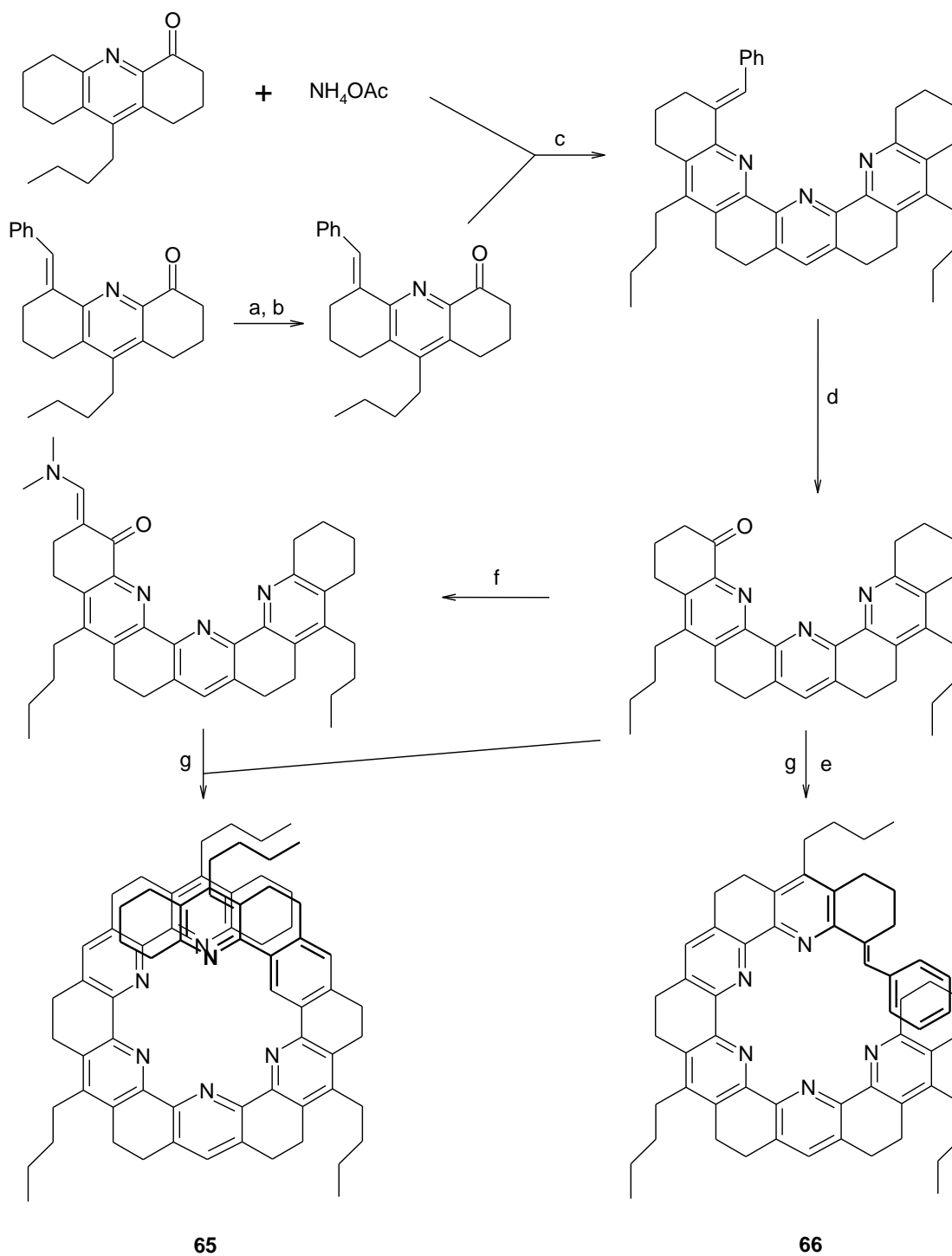
2.2.6 Diels-Alder cycloaddition reactions. Using a previously developed method for obtaining carbohelicenes, Dreher and Katz⁵⁹ synthesized symmetrical pentaazahelicenes **62** in multigram quantities.⁵⁸ The approach consists of a simple three step procedure, starting from 3,6-diacetylated carbazole derivatives. These were transformed into their corresponding enolates upon treatment with triisopropylsilyl triflate (TIPSOTf). The enolates were reacted with 1,4-benzoquinone, resulting in the target compounds **62**, together with considerable amounts of isomeric **63** and traces of **64** (Scheme 38). Separation of **62** and **63** takes place readily, since the target helicenes are not soluble in pentanes, while their isomers are.

The absolute configuration of derivatives **62** was ascertained by treatment with *S*-(−)-camphanoyl chloride, followed by chromatographic separation of the corresponding diastereoisomers and subsequent CD spectroscopy.



Scheme 38

2.2.7 Synthesis of expanded helicenes. By using a series of condensation reactions, Bell and Jouselin⁶⁰ obtained the expanded azahelicenes **65** and **66** in six and seven consecutive steps, respectively (Scheme 39). Purification of these compounds revealed that both expanded azahelicenes form 1:1 complexes with Na⁺ ions. H-NMR studies indicated that although both the free compounds and their corresponding sodium complexes are prone to relatively fast racemization, the inclusion of the Na⁺ ion in the molecular coil stabilizes the helical conformation to a small degree.



a. $\text{Me}_2\text{NCH}_2\text{Cl}$, CH_3CN ; b. NaOH , H_2O , $\text{CH}_2\text{Cl}_2/\text{CH}_3\text{I}/\text{Et}_3\text{N}$, CH_2Cl_2 ; c. DMSO ; d. O_3 , CH_2Cl_2 , $\text{CH}_3\text{OH}/\text{Me}_2\text{S}$;
 e. NH_4OAc , DMSO , $95\text{ }^\circ\text{C}$; f. $t\text{-BuOCH}(\text{NMe}_2)_2$, $80\text{ }^\circ\text{C}$; g. NH_4BF_4 , DMF , $150\text{ }^\circ\text{C}$.

Scheme 39

3. Properties

The helical nature of the above mentioned molecules was ascertained usually in solid state by X-ray single crystal analysis. However, there are also a few examples of NMR studies on the helicity of such compounds.^{37,43,60}

To our knowledge, no fully enantiomerically selective synthesis was reported to date, even though some synthetic methods offer a moderate enantiomeric excess.¹¹ Enantiomeric separation was performed using either chiral column chromatography or a chiral complexation agent (for example TAPA), followed by standard chromatographic separation.

The racemization times and absolute configurations were determined using CD spectroscopy. Although an increase in the number of *ortho* annulated rings generally leads to an increase in the racemization time and conformational stability, some tetracyclic compounds exhibit an unusually high thermal conformational stability.^{52,55-57}

A comprehensive study of the circular dichroism properties of monoaza[5]helicenes was conducted by Caronna et al.^{61,62} It was observed that although the studied compounds showed similar features to the parent [5]helicene, all of them had shorter racemization time and showed distinct features due to the presence of the nitrogen atom.

Ihmels and coworkers⁶³ showed that diazonia derivatives **46**, **47** and **48** have a high binding selectivity for triple-helical DNA, most probably due to their double charge and helical molecular shape. To the best of our knowledge, such compounds are the only known examples of polycyclic aromatics acting as DNA intercalators without a functionalized side-chain attached to the ring system.

The proton affinities of 1- and 2-aza[6]helicene were measured using MS techniques and calculated using density functional molecular computations. The energies observed were comparable to those of classical “proton sponges”, recommending the tested compounds as chiral superbases.⁶⁴

Pyrrolophenanthrolines **38** were tested for thin film conductivity with good results, suggesting a possible use for nitrogen bearing helical aromatics in the field of optoelectronics.⁶⁵

4. References

1. (a) Wynberg, H. *Acc. Chem. Res.* **1971**, *4*, 65. (b) Groen, M. B.; Schandenbergh, H., Wynberg, H. *J. Org. Chem.* **1971**, *36*, 2797. (c) Groen, M. B., Wynberg, H. *J. Am. Chem. Soc.* **1971**, *93*, 2968.
2. Sato, K.; Arai, S. Heterohelicenes Containing Nitrogen Aromatics: Azahelicenes and Azoniahelicenes In *Cyclophane Chemistry for the 21st Century* Takemura, H., Ed., Research Signpost: Kerena, India, 2002; pp 173 – 197.
3. (a) Martin, R. H. *Angew. Chem. Int. Ed.* **1974**, *13*, 649. (b) Laarhoven, W. H.; Prinsen, W. J. C., *Topp. Curr. Chem.* **1984**, *125*, 65. (c) Meurer, K. P.; Vogtle, F. *Topp. Curr. Chem.* **1985**,

- 127, 1. (d) Grimme, S.; Harren, J.; Sobanski, A.; Vogtle, F. *Eur. J. Org. Chem.* **1998**, 1491. (e) Urbano, A.; *Angew. Int. Chem. Ed.* **2003**, 42, 3986.
4. (a) Newman, M. S.; Luts, W. B.; Lednicer, D. *J. Am. Chem. Soc.* **1955**, 77, 3420. (b) Newman, M. S.; Lednicer, D. *J. Am. Chem. Soc.* **1956**, 78, 4765.
 5. (a) Bazzini, C.; Brovelli, S.; Caronna, T.; Gambarotti, C.; Giannone, M.; Macchi, P.; Meinardi, F.; Mele, A.; Panzeri, W.; Recupero, F.; Sironi, A.; Tubino, R. *Eur. J. Org. Chem.* **2005**, 1247-1257. (b) Caronna, T.; Fontana, F.; Longhi, G.; Mele, A.; Sora, I. N.; Panzeri, W.; Viganò, L. *Arkivoc*, **2009**, (viii), 145.
 6. Abbate, S.; Bazzini, C.; Caronna, T.; Fontana, F.; Gambarotti, C.; Gangemi, F.; Longhi, G.; Mele, A.; Sora, I. N.; Panzeri, W. *Tetrahedron* **2006**, 62, 139.
 7. Aloui, F.; El Abed, R.; Ben Hassine, B. *Tetrahedron Lett.* **2008**, 49, 1455.
 8. Sato, K.; Katayama, Y.; Yamagishi, T.; Arai, S. *J. Heterocyclic Chem.* **2006**, 43, 177.
 9. Pakray, S.; Castle, R. N. *J. Heterocyclic Chem.* **1987**, 24, 231.
 10. Sasaki, K.; Castle, R. N. *J. Heterocyclic Chem.* **1992**, 29, 963.
 11. Osuga, H.; Suzuki, H.; Tanaka, K. *Bull. Chem. Soc. Jpn.*, **1997**, 70, 891.
 12. Harrowven, D.C.; Guy, I. L.; Nanson, L., *Angew. Chem. Int. Ed.* **2006**, 45, 2242.
 13. Nakano, K.; Hidehira, Y.; Takahashi, K.; Hiyama, T.; Nozaki, K., *Angew. Chem. Int. Ed.* **2005**, 44, 7136.
 14. Sato, A.; Morishita, T.; Shiraki, T.; Yoshioka, S.; Horikoshi, H.; Kuwano, H.; Hanzawa, H.; Hata, T. *J. Org. Chem.* **1993**, 58, 7632.
 15. Warabi, K.; Matsunaga, S.; van Soest, R. W. M.; Fusetami, N. *J. Org. Chem.* **2003**, 68, 2765.
 16. Furstner, A.; Domostoj, M. M.; Scheiper, B. *J. Am. Chem. Soc.* **2005**, 127 (33), 11620.
 17. Furstner, A.; Domostoj, M. M.; Scheiper, B. *J. Am. Chem. Soc.* **2006**, 128, 8087.
 18. Ayats, C.; Soley, R.; Albericio, F.; Alvarez, M. *Org. Biomol. Chem.* **2009**, 7, 860.
 19. Meisenheimer, J.; Witte, K. *Chem. Ber.* **1903**, 36, 4153.
 20. Caronna, T.; Fontana, F.; Mele, A.; Sora, I. N.; Panzeri, W.; Viganò, L. *Synthesis* **2008**, 413.
 21. Benin, V.; Kaszynski, P.; Pink, M.; Young, V. G. Jr. *J. Org. Chem.* **2000**, 65, 6388.
 22. Shiraisi, K.; Rajca, A.; Pink, M.; Rajca, S. *J. Am. Chem. Soc.* **2005**, 127, 9312.
 23. Misek, J.; Teplý, F.; Stara, I. G.; Tichý, M.; Saman, D., Cisarova, I.; Vojtisek, P., Stary, I. *Angew. Chem. Int. Ed.* **2008**, 47, 3188.
 24. Andronova, A.; Szydło, F.; Teplý, F.; Tobrmanova, M.; Volot, A.; Stara, I. G.; Stary, I.; Rusilek, L.; Saman, D.; Cvacka, J.; Fiedler, P.; Vojtisek, P. *Collect. Czech. Chem. Commun.* **2009**, 74, 189.
 25. Janosik, T.; Bergman, J.; Stensland, B.; Stalhandske, C. *J. Chem. Soc., Perkin Trans. 1* **2002**, 330.
 26. Ceulemans, E.; Voets, M.; Emmers, E.; Uytterhoeven, K.; Van Mervelt, L.; Dehaen, W. *Tetrahedron* **2002**, 58, 531.
 27. Bohm, S.; Strnad, T.; Ruppertove, I.; Kuthan, J. *Collect. Czech. Chem. Commun.* **1997**, 62, 1599.

28. Gulevskaya, A.; Serduke, O. V.; Pozharskii, A. F.; Besedin, D. V. *Tetrahedron* **2003**, *59*, 7669.
29. Serduke, O. V.; Gulevskaya, A.; Pozharskii, A. F.; Starikova, Z. A.; Profatilova, I. A. *Tetrahedron* **2006**, *62*, 652.
30. Rozen, S.; Dayan, S. *Angew. Chem. Int. Ed.* **1999**, *38*, 3472.
31. Dumitrascu, F.; Mitan, C. I.; Drăghici, C.; Căproiu, M. T.; Răileanu, D. *Tetrahedron Lett.* **2001**, *42*, 8379.
32. Dumitrascu, F.; Mitan, C. I.; Drăghici, C.; Căproiu, M. T. *Rev. Roum. Chim.* **2002**, *47*, 881; *Chem. Abstr.* **2004**, *140*, 111296e.
33. Dumitrascu, F.; Mitan, C. I.; Drăghici, C.; Căproiu, M. T.; Răileanu, D. *Rev. Chim. (Bucharest)* **2002**, *53*, 787; *Chem. Abstr.* **2003**, *138*, 368790m.
34. Dumitrascu, F.; Caira, M. R.; Drăghici, C.; Căproiu, M. T.; Bădoiu, A. *J. Chem. Crystallogr.* **2004**, *34*, 577.
35. Dumitrascu, F.; Caira, M. R.; Draghici, C.; Caproiu, M. T.; Badoiu, A. *Molecules* **2005**, *10*, 321.
36. Dumitrascu, F.; Caira, M. R.; Drăghici, C.; Căproiu, M. T.; Barbu, L.; Bădoiu, A. *J. Chem. Crystallogr.* **2005**, *35*, 361.
37. Dumitrascu, F.; Drăghici, C.; Caira, M. R.; Bădoiu, A.; Barbu, L.; Cristea, M. *Arkivoc* **2005**, (*x*), 165.
38. Dumitrascu, F.; Caira, M. R.; Draghici, C.; Caproiu, M. T. *Anal. Sci. X* **2007**, *23*, x13.
39. Caira, M. R.; Dumitrascu, F.; Barbu, L.; Dumitrescu, D. G.; Draghici, B. *Rev. Chim. (Bucharest)* **2007**, *58*, 48.
40. Dumitrascu, F.; Caira, M. R.; Drăghici, C.; Căproiu, M. T.; Barbu, L.; Miu, B. *Rev. Roum. Chim.* **2008**, *53*, 183.
41. Dumitrascu, F.; Caira, M. R.; Draghici, C.; Dumitrescu, D. G. *Anal. Sci. X* **2006**, *22*, x259.
42. Caira, M. R.; Dumitrascu, F.; Dumitrescu, D. G.; Barbu, M.; Draghici, B. *Anal. Sci. X* **2007**, *23*, x173-x174.
43. Dumitrascu, F.; Caira, M. R.; Vasilescu, M.; Barbu, L.; Drăghici, C.; Dumitrescu, D. G. *Arkivoc* **2007**, (*xvi*), 101.
44. Yavari, I.; Maghsoodlou, M. T.; Pourmossavi, A. *J. Chem. Res. (S)* **1997**, 212.
45. Maghsoodlou, M. T.; Pour, B. T.; Marandi, G.; Akbarzadeh, N. *Arkivoc* **2008**, (*ii*), 153.
46. Dumitrascu, F.; Caira, M. R.; Barbu, L.; Miu, B.; Draghici, B. *Anal. Sci. X* **2008**, *24*, x27.
47. Granzhan, A.; Ihmels, H.; Mikhлина, K.; Deiseroth, H. J.; Mikus, H. *Eur. J. Org. Chem.* **2005**, 4098.
48. Granzhan, A.; Bats, J. W.; Ihmels, H. *Synthesis* **2006**, 1549.
49. Tanaka, Y.; Sekita, A.; Suziki, H.; Yamashita, M.; Oshikawa, T.; Yonemitsu, T.; Tori-i, A. *J. Chem. Soc., Perkin Trans. 1* **1998**, 2471.
50. Watanabe, M.; Sukuki, H.; Tanaka, Y.; Ishida, T.; Oshikawa, T.; Tori-i, A. *J. Org. Chem.* **2004**, *69*, 7794.
51. Caronna, T.; Gabiadini, S.; Mele, A.; Recupero, F. *Helv. Chim. Acta* **2002**, *85*, 1.

52. Field, J. E.; Hill, T.; Venkataraman, D. *J. Org. Chem.* **2003**, *68*, 6071.
53. Laursen, W. B.; Krebs, F. C. *Angew. Chem. Int. Ed.* **2000**, *39*, 3432.
54. Laursen, W. B.; Krebs, F. C. *Chem. Eur. J.* **2001**, *7*, 1773.
55. Herse, C.; Bas, D.; Krebs, F. C.; Burgi, T.; Weber, J.; Wesolowski, T.; Laursen, B. W.; Lacour, J. *Angew. Chem. Int. Ed. Engl.* **2003**, *42*, 3162.
56. Laleu, B.; Mobian, P.; Herse, C.; Laursen, B. W.; Hopfgartner, G.; Bernardinelli, G.; Lacour, J. *Angew. Chem. Int. Ed. Engl.* **2005**, *44*, 1879.
57. Villani, C.; Laleu, B.; Mobian, P.; Lacour, J. *Chirality* **2007**, *19*, 601.
58. Fox, J. M.; Katz, T. J. *J. Org. Chem.* **1999**, *64*, 302.
59. Dreher, S. D.; Weix, D. J.; Katz, T. J. *J. Org. Chem.* **1999**, *64*, 3671.
60. Bell, T. W.; Jouselin, H. *J. Am. Chem. Soc.* **1991**, *113*, 6283.
61. Lebon, F.; Longhi, G.; Gangemi, F.; Abbate, S.; Priess, J.; Juza, M.; Bazzini, C.; Caronna, T.; Mele, A. *J. Phys. Chem. A* **2004**, *108*, 11752.
62. Abbate, S.; Bazzini, C.; Caronna, T.; Fontana, F.; Gangemi, F.; Longhi, G.; Mele, A.; Sora, I. N. *Inorg. Chim. Acta* **2007**, *360*, 908.
63. Granzhan, A.; Ihmels, H. *ChemBioChem* **2006**, *7*, 1031.
64. Roithova, J.; Schroder, D.; Misek, J.; Stara, I. G.; Stary, I. *J. Mass Spectrom.* **2007**, *42*, 1233.
65. Danac, R.; Constantinescu, M.; Rotaru, A.; Ghirvu, C.; Druta, I. *J. Heterocyclic Chem.* **2004**, *41*, 983.

Authors' biographies



Dr. Florea Dumitrașcu was born in 1952. He graduated “Al. I. Cuza” University, Iasi, Romania in 1976. After working for 4 years in industry, he pursued his research interests at the Center for Organic Chemistry “C. D. Nenitzescu”, Romanian Academy, where he obtained his PhD in 1994. His research interests are in the fields of 1,3-dipolar cycloadditions and heterocyclic chemistry.



Dan George Dumitrescu graduated “Politehnica” University of Bucharest, Romania, in 2009. He has been working as a research assistant with Dr. Florea Dumitrașcu for 3 years and is currently working on the synthesis of new helical compounds and fluorescent molecules.



Ioana Aron is a candidate for a BA in Chemistry at the University of Pennsylvania, USA. She is currently working as an Undergraduate Research Assistant with Dr. Gary Molander, exploring the field of organotrifluoroborates.