

2,2-Bis(phenylsulfonyl)ethyl sulfides as efficient precursors of sulfenic acids

Maria C. Aversa,^a Anna Barattucci,^{a*} Paola Bonaccorsi,^a
Patrick Rollin,^b and Arnaud Tatibouët^b

^a*Dipartimento di Chimica Organica e Biologica, Università degli Studi di Messina, Salita Sperone 31 (vill. S. Agata), I-98166 Messina, Italy*

^b*Institut de Chimie Organique et Analytique, UMR 6005, Université d'Orléans, BP 6759, F-45067 Orléans Cedex 2, France*
E-mail: anna.barattucci@unime.it

This paper is dedicated to Professor Nicolò Vivona on the occasion of his 70th birthday

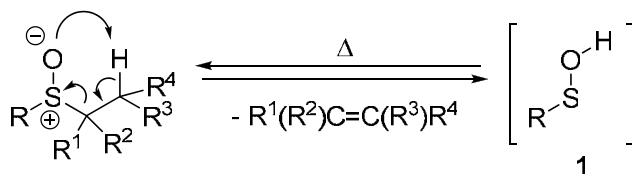
Abstract

The use of 2,2-bis(phenylsulfonyl)ethyl sulfides as efficient precursors of sulfenic acids is reported. These starting compounds, carrying both sulfone and sulfide residues, are obtained in one step from commercially available thiols and 1,1-bis(phenylsulfonyl)ethylene. Mild decomposition of the derived 2,2-bis(phenylsulfonyl)ethyl sulfoxides to sulfenic acids, in the presence of suitable acceptors, opens the way to the generation of a wide library of new sulfoxides not easily accessible through different synthetic pathways.

Keywords: 1,1-Bis(phenylsulfonyl)ethylene, β -syn-addition, β -syn-elimination, sulfenic acids

Introduction

Sulfenic acids **1** are generally transient species (Scheme 1), not isolable when no stabilizing structural feature is present in the R moiety directly linked to the sulfur atom.¹



Scheme 1

Many methods are reported in the literature² for the *in situ* generation of **1**. The most exploited procedure is the thermolysis of suitable sulfoxides: this reaction is an intramolecular β -*syn*-elimination, that often happens at high temperatures, and follows a concerted mechanism (Scheme 1).

The temperature of the sulfoxide decomposition into sulfenic acid and alkene depends on the mobility of the hydrogens in β -position to the sulfinyl moiety. The presence of one or two electron-withdrawing groups directly linked to the β -carbon enhances the mobility of this hydrogen atom,³ consequently lowering the activation energy of the decomposition. The transient sulfenic acid can add, once formed, to unsaturations, carbon-carbon double or triple bonds, *via* a *syn*-addition concerted mechanism, to produce various kinds of functionalized sulfoxides in regio- and stereo-selective manner, if the case. When the sulfenic acid bears at least one stereogenic structural feature, two sulfur epimers are formed, in some cases with a certain stereoselection.⁴ These sulfoxides can easily be separated to constitute enantiopure starting products of many stereoselective reactions where the sulfoxide moiety acts as chiral auxiliary.⁵

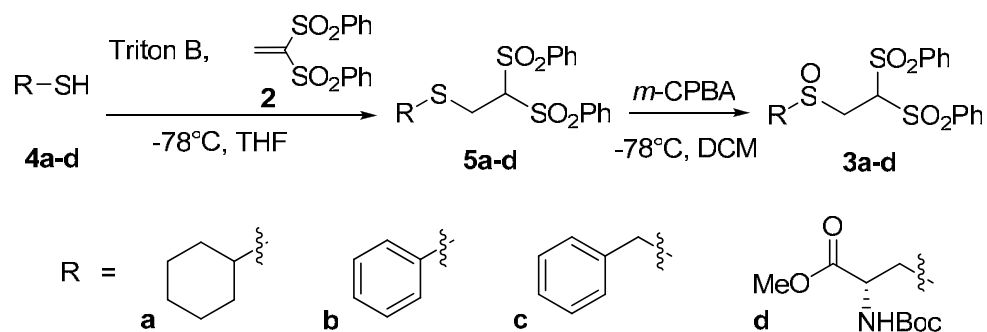
Since the '90s part of our chemistry has been devoted to the employment of thio-functionalized compounds in the synthesis of molecules of applicative interest.⁶ In many cases the key step of the procedure has been the concerted *syn*-addition of sulfenic acids **1** to unsaturated systems. If severe conditions are needed for the thermolysis step - sulfenic acid formation / addition to unsaturation as a unique domino process - the yields of the desired products are notably affected. In fact, elevated temperatures favour the self-condensation of the sulfenic acids as well as their redox transformations.⁷

Finally, most of the reported syntheses involving sulfenic acid intermediation lead to the formation of vinyl sulfoxides, resulting from sulfenic acid addition on an alkyne, while only few cases involving the addition of **1** to double bonds are reported.²

This paper intends to demonstrate the central importance of 1,1-bis(phenylsulfonyl)ethylene (**2**) as a key reagent in the generation of sulfenic acids. The conversion of the sulfinyl precursors takes place even at room temperature (RT), thus limiting the formation of side products to very low yields. Moreover the mildness of the reaction conditions allows the easy addition of the intermediate sulfenic acid even to double bonds, in quantitative yields.

Results and Discussion

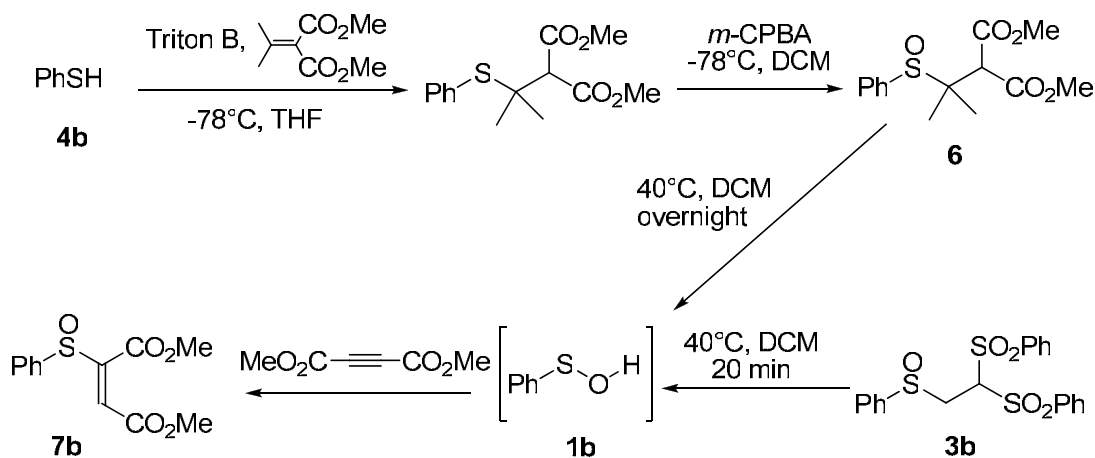
The first step of our project has been the preparation of sulfides **5** by reacting thiols **4** with an almost equimolar amount of strongly electrophilic 1,1-bis(phenylsulfonyl)ethylene (**2**)⁸ in the presence of Triton B as a base (Scheme 2).⁹ In order to evaluate the applicability of the method, four thiols have been chosen as models: an aliphatic one [cyclohexanethiol (**4a**)], an aromatic one [benzenethiol (**4b**)], phenylmethanethiol (**4c**), and *N*-(*tert*-butoxycarbonyl)-L-cysteine methyl ester (**4d**).



Scheme 2

The nucleophilic addition of the obtained thiolate to the electron-poor unsaturation of **2** led to the formation of bis-sulfone sulfides **5** in quantitative yields. Subsequent controlled oxidation of **5** with *meta*-chloroperoxybenzoic acid (*m*-CPBA) at -78°C gave sulfoxides **3** within a few minutes (Scheme 2).

In order to evaluate the capability of the newly formed sulfinyl systems in being good sulfenic acid precursors, sulfoxides **3b** (racemic mixture) was thermolyzed in the presence of a typical alkyne acceptor, dimethyl acetylenedicarboxylate (DMAD, Scheme 3).



Scheme 3

The reaction was performed in dichloromethane (DCM) at 40°C , in the presence of an excess (1:6) of acceptor, using TLC to follow the consumption of the starting products **3b**.

The results obtained from the thermolysis of sulfoxides **3b** in the presence of DMAD, in terms of reaction times and yields of the final addition products **7b**, were compared with those obtained from sulfoxides **6** (racemic mixture), coming from the synthetic path shown in Scheme 3.³ In both cases the vinyl sulfoxides **7b** (racemic mixture) were the main products. The great difference in the reaction times between **3b** and **6** (20 min versus 12 h), both in DCM, at 40°C and with the same sulfoxide/DMAD molar ratio (1:6), gave us the confirmation that the

thermolysis of the sulfoxide precursor is the rate limiting step of the total process and that the new precursor **3b** requires shorter time with respect to **6** for decomposition to sulfenic acid **1b**. This means that the two geminal sulfonyl groups render the β -hydrogen more mobile than in many other known starting products. All the sulfoxides **3** reacted in the same conditions, giving the addition products **7a-d**, with comparable reaction times. Results are reported in Table 1 (entries 1, 4, 9, 12). The first outcome of these results is that sulfoxides **3** are too reactive to be stored, and therefore they have to be utilized as a crude in the subsequent reaction, at once after their formation by sulfide oxidation.

Table 1. *Syn*-additions of sulfenic acids **1a-d** onto alkyne and alkene acceptors.

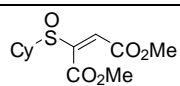
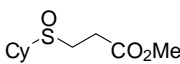
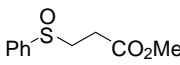
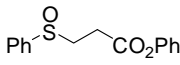
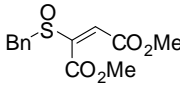
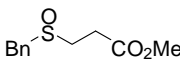
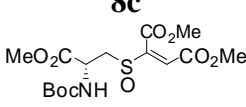
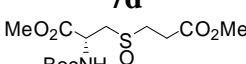
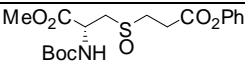
Entry	Sulfenic acid	Acceptor	Reaction conditions ^a	Product
1	1a	DMAD	DCM, 40 °C, 1:6, 30 min	 7a
2	1a	Methyl Acrylate	No solvent, RT, 72 h	 8a
3	1a	Methyl Acrylate	DCM, RT, 1:6, 120 h	8a
4	1b	DMAD	DCM, 40 °C, 1:6, 20 min	7b ¹⁰
5	1b	DMAD	DCM, RT, 1:6, 12 h	7b
6	1b	Methyl Acrylate	No solvent, RT, 20 h	 8b ¹¹
7	1b	Methyl Acrylate	DCM, RT, 1:6, 30 h	8b
8	1b	Phenyl Acrylate	DCM, RT, 1:6, 16 h	 (9b)
9	1c	DMAD	DCM, 40 °C, 1:6, 15 min	 7c
10	1c	Methyl Acrylate	No solvent, RT, 14 h	 (8c) ¹²
11	1c	Methyl Acrylate	DCM, RT, 1:6, 20 h	8c
12	1d	DMAD	DCM, 40 °C, 1:6, 40 min	 7d
13	1d	DMAD	DCM, RT, 1:6, 48 h	7d
14	1d	Methyl Acrylate	No solvent, RT, 70 h	 8d <i>R</i> _S / <i>S</i> _S 1:1
15	1d	Methyl Acrylate	DCM, RT, 1:6, 100 h	8d <i>R</i> _S / <i>S</i> _S 1:1

Table 1. Continued

16	1d	Phenyl Acrylate	DCM, RT, 1:6, 60 h	 9d R_S/S_S 1:1
17	1d	11	DCM, RT, 6:1, 72 h	12

^a Solvent, temperature, sulfoxide/acceptor molar ratio, reaction time.

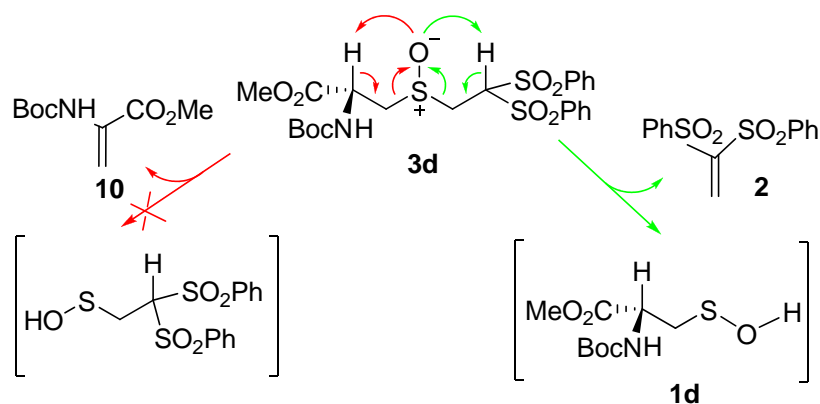
This result could appear, at first sight, a limitation to our synthetic process. In other respects, the very high yields observed for the final vinyl sulfoxides **7** prompted us to test the same process, but in milder conditions. Kept in the presence of DMAD in the same sulfoxide/acceptor molar ratio 1:6 at RT, crude **3b** led after 6 h to vinyl sulfoxides **7b** in quantitative yield (Table 1, entry 5). No products originated by self-condensation of **1b** were isolated, thus demonstrating that the mild conditions applied for sulfenic acid generation are also optimal for the addition step.

The same method was applied for the addition to double bonds. In fact, while the addition reaction of sulfenic acids to triple bonds has largely been exploited in the synthesis of vinyl sulfoxides, a comment must be made about the addition to the carbon-carbon double bonds. In this last case the *syn*-addition has to obey to more strict steric demands and, before the sulfenic intermediate can succeed in reaching the unsaturation in a proper geometry, it can easily undergo self-condensation to produce thiosulfinates.^{2,13} For this reason very few are the examples of efficient syntheses of sulfoxides *via* sulfenic acid / alkene concerted *syn*-addition, most of them being intramolecular, because of the easier accessibility of a close double bond to be attached.¹⁴ Otherwise, most of the reported examples of intermolecular addition of sulfenic acids to double bonds involve electron-poor unsaturations: it is suggested that in such cases the reaction follows a less-concerted, dipolar-like mechanism.¹³

Sulfoxides **3** were then reacted at RT in neat methyl acrylate (Table 1, entries 2, 6, 10, 14), and the unique products obtained in quantitative yields were the methyl 3-sulfinylpropanoates **8** resulting from the completely regioselective *syn*-addition of the sulfenic acids onto the electron-poor double bond. All the reactions performed in neat acceptor have been repeated in DCM, still at RT, with acrylate in excess (1:6) (Table 1, entries 3, 7, 11, 15). Those experiments aimed at estimating whether the sulfenic acid could attack the double bond even when not completely surrounded by the acceptor, but only in the presence of a reasonable molar excess: the yields compare with those obtained in neat acceptor, whereas reaction times are more or less doubled.

The above results bring confirmation that the method could be applied even in the presence of more expensive or not commercially available unsaturated acceptors, and this opens the way to many more applications. As reported in Table 1, also the reactions of **3b,d** in the presence of phenyl acrylate¹⁵ gave good results (entries 8 and 16, products **9b,d**). These findings are consistent with the smooth generation of the four sulfenic acids **1a-d** and their clean addition to the double bond of both the acrylates.

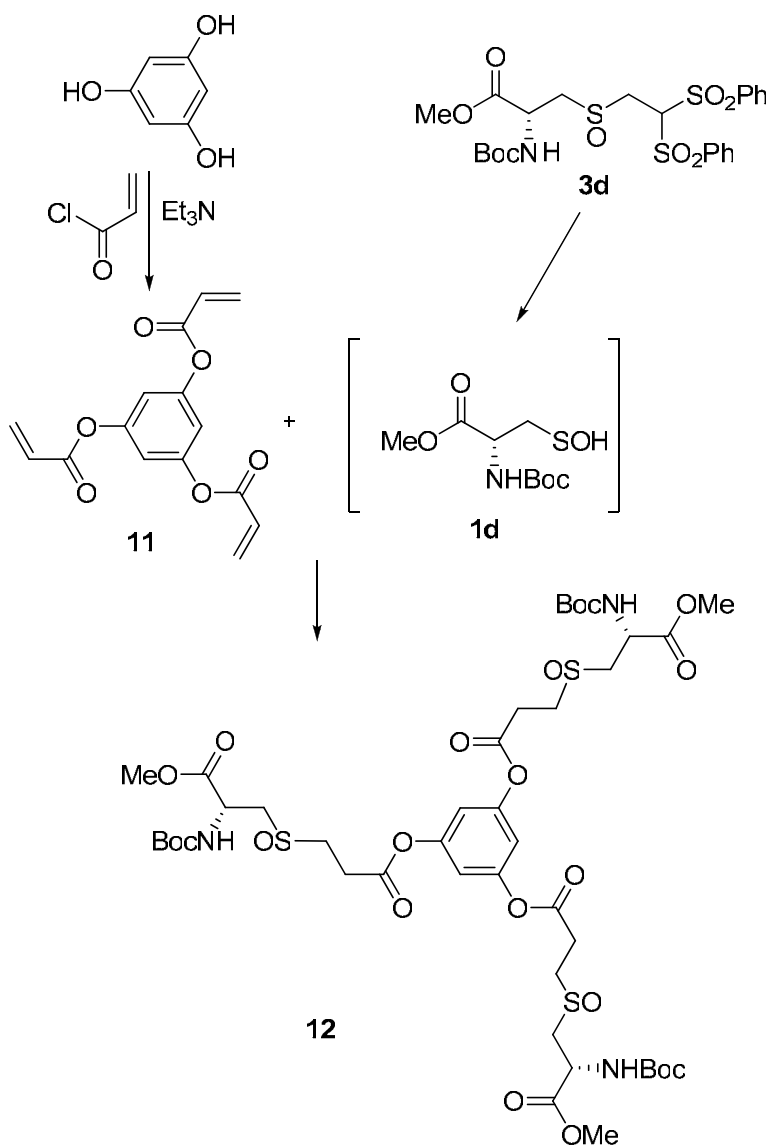
A particular comment must be devoted to **3d**, a case where two non-equivalent β -hydrogens are available with respect to the sulfoxide group, as already reported in our previous papers (Scheme 4).^{6a-c}



Scheme 4

Besides self-condensation of **1d**, another side reaction is then expected to happen: the generation of a different competing sulfenic acid. The same situation having appeared in our previous works,^{6b} we had overcome the problem by using a precursor which could undergo thermolysis at 40 °C, thus minimizing formation of the undesired sulfenic acid. That was confirmed by the inspection of the ¹H NMR spectra of the crudes of our reactions of **3d** with different sulfenic acid acceptors, all indicating the absence of the amino ester **10** (Scheme 4).

In order to apply our method to the elaboration of new classes of three-branched molecules^{6d} containing sulfinyl or sulfonyl moieties we thought to synthesize trissulfoxides **12** (Scheme 5). The reaction of a six-fold excess of **3d** [precursor of (*R*)-2-(*tert*-butoxycarbonylamino)-2-(methoxycarbonyl)ethanesulfenic acid (**1d**)] with trisacrylate **11**¹⁶ has been conducted in DCM at RT (Table 1, entry 17).



Scheme 5

The first results of this reaction show the formation of a mixture of diastereomeric sulfonides **12**, resulting from the completely regioselective addition of the sulfenic acid **1d** onto the three vinyl groups in **11**. In a first approach, the diastereomeric mixture **12** will be oxidized to a unique tris-sulfone, in order to rid ourselves of the sulfur stereogenicity. The next step will involve deprotection of amino and carboxyl moieties in the tris-sulfone, and evaluation of the biological activity of the enantiopure derivative obtained.

Conclusions

The Table 1 shows the good results obtained in synthesizing various sulfoxides **7-9** and **12** drawing advantage from the chemistry of sulfenic acids **1**. Mild conditions required by the procedure and high yields observed support the validity of 2,2-bis(phenylsulfonyl)ethyl sulfides and their sulfoxide derivatives as efficient precursors of sulfenic acids generated by intramolecular β -*syn*-elimination.

Experimental Section

General Procedures. Solvents were purified according to standard procedures. Petroleum ether used refers to the fraction boiling at 30–50 °C. All reactions were monitored by TLC on commercially available precoated plates (Aldrich silica gel 60 F 254) and the products were visualized with vanillin [1 g dissolved in MeOH (60 ml) and conc. H₂SO₄ (0.6 ml)]: the reported *R_f* refer to EtOAc / petroleum ether 3:2 as eluent, unless otherwise stated. Silica gel used for column chromatography was Aldrich 60. ¹H and ¹³C NMR spectra were recorded on a Varian Mercury 300 spectrometer at 300 and 75 MHz respectively in CDCl₃ solutions with SiMe₄ as internal standard: *J* values are given in Hz; the attributions are supported by Attached Proton Test (APT) and homodecoupling experiments.

Formation of sulfides 5a-d. General procedure. To a 2 M solution of commercial thiols **4a-d** in anhydrous tetrahydrofuran (THF), at - 78 °C under argon atmosphere and continuous stirring, Triton B was added (40% wt MeOH sol., thiol **4** / Triton B molar ratio 1:0.12). After 5 min stirring a 2 M THF solution of **2** (**4/2** molar ratio 1:1.2) was slowly added. The reaction was monitored by TLC (EtOAc / petroleum ether 1:3), to follow consumption of the starting product **4a-d**. After completion, brine was added, the reaction mixture was extracted with DCM, and the collected extracts washed twice with brine. After drying over Na₂SO₄, the solution was filtered and concentrated under reduced pressure to give the reaction crude, then submitted to chromatographic purification (EtOAc / petroleum ether 1:3). All yields were almost quantitative. The characterization of sulfides **5a,b** was consistent with the data reported in the literature.¹⁷

1,1-Bis(phenylsulfonyl)-2-(benzylsulfanyl)ethane (5c). Light yellow solid, m.p. 94-97 °C. TLC: *R_f* 0.87. ¹H NMR: δ 7.8-7.2 (m, 15H, H_{arom}), 4.40 (t, *J*_{1,2} 6.0, 1H, H-1), 3.70 (s, 2H, PhCH₂), 3.21 (d, 2H, H₂-2). ¹³C NMR: δ 137.7, 137.2, 136.5, 134.9, 134.5, 129.4, 129.3, 129.1, 128.9, 128.7, 128.5, 128.3, 127.1, and 127.0 (C_{arom}), 83.9 (C-1), 37.5 (PhCH₂), 26.8 (C-2). Anal. calcd. for C₂₁H₂₀O₄S₃ (432.58): C, 58.31; H, 4.66%. Found: C, 58.33; H, 4.63%.

1,1-Bis(phenylsulfonyl)-2-[(*R*)-2-(*tert*-butoxycarbonylamino)-2-(methoxycarbonyl)ethylsulfanyl]ethane (5d). Transparent oil. TLC: *R_f* 0.75. ¹H NMR: δ 8.0-7.5 (m, 10H, H_{arom}), 5.29 (br d, *J*_{vic} 5.8, 1H, NH), 4.93 (br t, *J*_{1,2} 5.6, 1H, H-1), 4.43 (dd, *J*_{vic} 6.2 and 4.7, 1H, NCH), 3.76 (s, 3H, OMe), 3.34 (d, 2H, H₂-2), 2.98 and 2.83 (split AB system, *J*_{gem} 14.2, 2H, NCHCH₂), 1.46 (s, 9H, CMe₃). ¹³C NMR: δ 171.1 (CO₂Me), 155.1 (OCONH), 137.6,

137.5, 134.7, 129.6, 129.1, and 129.0 (C_{arom}), 84.3 (C-1), 80.3 (CMe_3), 53.0 and 52.7 (NCH and OMe), 36.7 (NCHCH₂), 28.2 (CMe_3), 27.7 (C-2). Anal. calcd. for $C_{23}H_{29}NO_8S_3$ (543.67): C, 50.81; H, 5.38; N, 2.58%. Found: C, 50.84; H, 5.41; N, 2.56%.

Oxidation of sulfides 5a-d to sulfoxides 3a-d. General procedure. To a stirred 0.2 M solution of **5a-d** in DCM, at $-78\text{ }^\circ\text{C}$, a DCM 0.2 M solution of an equimolar amount of *m*-CPBA was added. The reaction was followed by TLC (EtOAc / petroleum ether 1:1) until complete transformation of the sulfide. A 10% wt aqueous solution of $Na_2S_2O_3$ was added, and the mixture maintained under stirring until it reached RT. The inorganic layer was discarded and the organic phase was washed twice with aqueous sat. $NaHCO_3$, then twice with brine. After drying over Na_2SO_4 , the solvent was removed *in vacuo* and the crude oil used at once in the subsequent thermolysis reaction.

1,1-Bis(phenylsulfonyl)-2-(cyclohexylsulfinyl)ethanes 3a (racemic mixture). TLC: *Rf* 0.42. ^1H NMR: δ 8.0-7.5 (m, 10H, H_{arom}), 5.29 (dd, $J_{1,2}$ 7.5 and 4.0, 1H, H-1), 3.52 (m, 2H, H_{2-2}), 2.57 (m, 1H, Cy CHS), 2.1-1.2 (m, 10H, 5 x Cy CH_2).

1,1-Bis(phenylsulfonyl)-2-(phenylsulfinyl)ethanes 3b (racemic mixture). TLC: *Rf* 0.40. ^1H NMR: δ 8.0-7.5 (m, 15H, H_{arom}), 5.11 (dd, $J_{1,2}$ 8.5 and 3.5, 1H, H-1), 3.57 and 3.51 (split AB system, $J_{2A,2B}$ 14.0, 2H, H_{2-2}).

1,1-Bis(phenylsulfonyl)-2-(benzylsulfinyl)ethanes 3c (racemic mixture). TLC: *Rf* 0.38. ^1H NMR: δ 7.9-7.3 (m, 15H, H_{arom}), 5.23 (dd, $J_{1,2}$ 8.3 and 3.4, 1H, H-1), 4.12 and 4.06 (AB system, J_{gem} 13.0, 2H, $PhCH_2$), 3.43 and 3.38 (split AB system, $J_{2A,2B}$ 14.5, 2H, H_{2-2}).

1,1-Bis(phenylsulfonyl)-2-[(*R*)-2-(*tert*-butoxycarbonylamino)-2-(methoxycarbonyl)ethylsulfinyl]ethanes 3d (1:1 *S*-epimeric mixture). TLC: *Rf* 0.38. ^1H NMR: δ 7.9-7.5 (m, 10H, H_{arom}), 5.54 (m, 1H, NH), 5.24 (m, 1H, H-1), 4.65 (m, 1H, NCH), 3.80 and 3.78 (two s, 3H, OMe), 3.8-3.2 (m, 4H, NCHCH₂ and H_{2-2}), 1.46 and 1.45 (two s, 9H, CMe_3).

2-Propenoic acid 1,3,5-benzenetriyl ester (11). Prepared according to a previously reported procedure,¹⁶ purified by very rapid flash chromatography and used immediately in the thermolysis reaction. TLC: *Rf* (EtOAc / petroleum ether 1:1) 0.86. ^1H NMR: δ 6.96 (s, 3H, H_{arom}), 6.61 (dd, $J(\textit{trans})_{2,3A}$ 17.2, $J_{3A,3B}$ 1.3, 3H, 3 x H_A -3), 6.29 (dd, $J(\textit{cis})_{2,3B}$ 10.5, 3H, 3 x H_B -2), 6.03 (dd, 3H, 3 x H_B -3).

Thermolysis of sulfoxides 3a-d in the presence of DMAD, methyl and phenyl acrylate, 2-propenoic acid 1,3,5-benzenetriyl ester (11). General procedure. A 0.2 M DCM solution of **3** was added, under continuous stirring, of an excess of alkyne or alkene acceptor (1:6 molar ratio); then the reaction was maintained under stirring at RT or under reflux (Table 1). When the reaction appeared complete by TLC (consumption of **3**, EtOAc / petroleum ether 1:1, see reaction times in Table 1), the reaction crude was purified by flash column chromatography on silica gel (EtOAc / petroleum ether from 1:9 to 1:1). The yields were always > 70%. The

characterization of the obtained sulfoxides **7b** and **8b,c** was consistent with the data reported by the literature.¹⁰⁻¹²

(E)-2-(Cyclohexylsulfinyl)-2-butenedioic acids dimethyl esters 7a (racemic mixture). Transparent oil. TLC: *R_f* 0.79. ¹H NMR: δ 6.69 (s, 1H, H-3), 3.87 and 3.82 (two s, 6H, 2 x OMe), 2.72 (tt, *J_{vic}* 12.2 and 3.6, 1H, Cy CHS), 2.1-1.1 (m, 10H, 5 x CH₂). ¹³C NMR: δ 164.2 and 162.4 (C-1,4), 148.2 (C-2), 128.5 (C-3), 58.8 (Cy CHS), 53.2 and 52.6 (2 x OMe), 27.6, 25.9, 25.2, 25.0, and 21.5 (5 x CH₂). Anal. calcd. for C₁₂H₁₈O₅S (274.33): C, 52.54; H, 6.61%. Found: C, 52.55; H, 6.59%.

(E)-2-(Benzylsulfinyl)-2-butenedioic acids dimethyl esters 7c (racemic mixture). Transparent oil. TLC: *R_f* 0.77. ¹H NMR: δ 7.4-7.2 (m, 5H, H_{arom}), 6.49 (s, 1H, H-3), 4.29 and 4.03 (AB system, *J_{gem}* 13.1, 2H, CH₂), 3.87 and 3.79 (two s, 6H, 2 x OMe). ¹³C NMR: δ 164.3 and 162.5 (C-1,4), 147.3 (C-2), 130.7, 130.2, 129.6, 129.4, 128.7, and 128.5 (C_{arom} and C-3), 59.4 (CH₂), 53.2 and 52.6 (2 x OMe). Anal. calcd. for C₁₃H₁₄O₅S (282.31): C, 55.31; H, 5.00%. Found: C, 55.32; H, 4.98%.

(E)-2-[(R)-2-(tert-Butoxycarbonylamino)-2-(methoxycarbonyl)ethylsulfinyl]-2-butenedioic acids dimethyl esters 7d (1:1 S-epimeric mixture). Transparent oil. TLC: *R_f* 0.65. ¹H NMR: δ 6.95 and 6.90 (two s, 1H, H-3), 5.59 (m, 1H, NH), 4.66 (m, 1H, NCH), 3.87, 3.85, and 3.79 (three s, 9H, 3 x OMe), 3.8-3.2 (m, 2H, CH₂), 1.45 (s, 9H, CMe₃). ¹³C NMR: δ 170.4, 170.2, and 164.4 (C-1,4 and CO₂Me), 147.6 and 147.5 (C-2 and OCONH), 129.7 (C-3), 80.7 (CMe₃), 58.4 and 54.3 (CH₂), 53.3, 53.0, 52.7, 49.7, and 49.1 (NCH and 3 x OMe), 28.2 and 28.1 (CMe₃). Anal. calcd. for C₁₅H₂₃NO₉S (393.41): C, 45.79; H, 5.89; N, 3.56%. Found: C, 45.82; H, 5.89; N, 3.59%.

3-(Cyclohexylsulfinyl)propanoic acids methyl esters 8a (racemic mixture). Light yellow solid, m.p. 105-107 °C. TLC: *R_f* 0.21. ¹H NMR: δ 3.70 (s, 3H, OMe), 3.0-2.8 (m, 4H, H₂-2,3), 2.56 (tt, *J_{vic}* 11.3 and 3.4, 1H, Cy CHS), 2.2-1.2 (m, 10H, 5 x Cy CH₂). ¹³C NMR: δ 171.9 (C-1), 59.4 (CH), 52.1 (OMe), 43.6 (C-3), 27.1, 26.2, 25.4, 25.3, and 25.0 (C-2 and 5 x Cy CH₂). Anal. calcd. for C₁₀H₁₈O₃S (218.31): C, 55.02; H, 8.31%. Found: C, 55.02; H, 8.33%.

3-[(R)-2-(tert-Butoxycarbonylamino)-2-(methoxycarbonyl)ethylsulfinyl]propanoic acids methyl esters 8d (1:1 S-epimeric mixture). Transparent oil. TLC: *R_f* 0.26. ¹H NMR: δ 5.80 and 5.70 (two br d, *J_{vic}* 7.8, 1H, NH), 4.69 (m, 1H, NCH), 3.80, 3.79, 3.74, and 3.73 (four s, 6H, 2 x OMe), 3.4-2.8 (m, 6H, 3 x CH₂), 1.45 (s, 9H, CMe₃). ¹³C NMR: δ 171.6, 171.5, 170.7, and 170.4 (2 x CO₂Me), 154.5 and 154.2 (OCONH), 80.5 (CMe₃), 54.3 and 53.5 (NCHCH₂), 53.0, 52.9, 52.2, 50.0, and 49.6 (NCH and 2 x OMe), 47.4 and 47.0 (C-3), 28.1 (CMe₃), 26.7 and 23.6 (C-2). Anal. calcd. for C₁₃H₂₃NO₇S (337.39): C, 46.28; H, 6.87; N, 4.15%. Found: C, 46.24; H, 6.87; N, 4.17%.

3-(Phenylsulfinyl)propanoic acids phenyl esters 9b (racemic mixture). Transparent oil. TLC: *R_f* 0.64. ¹H NMR: δ 7.5-7.0 (m, 10H, H_{arom}), 3.4-2.8 (m, 4H, H₂-2,3). ¹³C NMR: δ 169.9 (C-1), 150.4 and 142.7 (quaternary C_{arom}), 131.2, 129.4, 129.3, 129.1, 126.0, 124.0, and 121.3 (CH_{arom}), 50.8 (C-3), 26.2 (C-2). Anal. calcd. for C₁₅H₁₄O₃S (274.33): C, 65.67; H, 5.14%. Found: C, 65.6; H, 5.16%.

3-[(R)-2-(tert-Butoxycarbonylamino)-2-(methoxycarbonyl)ethylsulfinyl]propanoic acids phenyl esters 9d (1:1 S-epimeric mixture). Low melting white solid. TLC: *R_f* 0.45. ¹H NMR: δ 7.4-7.1 (m, 5H, H_{arom}), 5.67 (m, 1H, NH), 4.70 (m, 1H, NCH), 3.81 and 3.79 (two s, 3H, OMe), 3.4-3.0 (m, 6H, 3 x CH₂), 1.45 (s, 9H, CMe₃). ¹³C NMR: δ 170.3 and 169.8 (C-1 and CO₂Me), 155.3 and 150.4 (quaternary C_{arom} and OCONH), 129.5, 126.1, and 121.3 (CH_{arom}), 80.7 (CMe₃), 54.4 (NCHCH₂), 53.1, 53.0, 50.1 and 49.7 (NCH and OMe), 47.3 and 46.8 (C-3), 28.2 (CMe₃), 27.1 and 27.0 (C-2). Anal. calcd. for C₁₈H₂₅NO₇S (399.46): C, 54.12; H, 6.31; N, 3.51%. Found: C, 54.08; H, 6.30; N, 3.54%.

3-[(R)-2-(tert-Butoxycarbonylamino)-2-(methoxycarbonyl)ethylsulfinyl]propanoic acids 1,3,5-benzenetriyl esters 12 (diastereomeric mixture). Low melting yellow solid. TLC: *R_f* (EtOAc) 0.10. ¹H NMR: δ 6.90 (m, 3H, H_{arom}), 5.78 (m, 3H, 3 x NH), 4.70 (m, 3H, 3 x CHN), 3.80 (s, 9H, 3 x OMe), 3.5-3.0 (m, 18H, 9 x CH₂), 1.46 (s, 27H, 3 x CMe₃). Anal. calcd. for C₄₂H₆₃N₃O₂₁S₃ (1042.15): C, 48.40; H, 6.09; N, 4.03%. Found: C, 48.37; H, 6.11; N, 4.01%.

Thermolysis of sulfoxides 3a-d in neat methyl acrylate. General procedure. A 0.1 M solution of **3** in methyl acrylate was maintained under stirring at RT until full consumption of the starting sulfoxide (TLC control). The reaction crude was purified by flash column chromatography on silica gel (EtOAc / petroleum ether from 1:9 to 1:1).

Acknowledgements

The Authors thank the *Università degli Studi di Messina* for financial support (PRA).

References

- (a) Machiguchi, T.; Hasegawa, T.; Otani, H.; Yamabe, S.; Mizuno, H. *J. Am. Chem. Soc.* **1994**, *116*, 407. (b) Goto, K.; Tokitoh, N.; Okazaki, R. *Angew. Chem., Int. Ed. Eng.* **1995**, *34*, 1124. (c) Ishii, A.; Komiya, K.; Nakayama, J. *J. Am. Chem. Soc.* **1996**, *118*, 12836.
- Aversa, M. C.; Barattucci, A.; Bonaccorsi, P.; Giannetto, P. *Curr. Org. Chem.* **2007**, *11*, 1034.
- Adams, H.; Anderson, J. C.; Bell, R.; Jones, D. N.; Peel, M. R.; Tomkinson, N. C. O. *J. Chem. Soc., Perkin Trans. 1* **1998**, 3967.
- (a) Aversa, M. C.; Barattucci, A.; Bonaccorsi, P.; Giannetto, P.; Jones, D. N. *J. Org. Chem.* **1997**, *62*, 4376. (b) Aversa, M. C.; Barattucci, A.; Bonaccorsi, P.; Giannetto, P.; Nicolò, F. *J. Org. Chem.* **1999**, *64*, 2114.
- For recent reviews about the utilization of the chiral sulfinyl group in asymmetric synthesis, see: (a) Carreño, M. C. *Chem. Rev.* **1995**, *95*, 1717. (b) Aversa, M. C.; Barattucci, A.; Bonaccorsi, P.; Giannetto, P. *Tetrahedron: Asymmetry* **1997**, *8*, 1339. (c) García Ruano, J.

- L.; Cid de la Plata, B. *Top. Curr. Chem.* **1999**, 204, 1. (d) Fernández, I.; Khiar, N. *Chem. Rev.* **2003**, 103, 3651. (e) Hanquet, G.; Colobert, F.; Lanners, S.; Solladié, G. *ARKIVOC (Gainesville, FL, U. S.)* **2003**, (vii), 328.
6. (a) Aucagne, V.; Aversa, M. C.; Barattucci, A.; Bonaccorsi, P.; Giannetto, P.; Rollin, P.; Tatibouët, A. *J. Org. Chem.* **2002**, 67, 6925. (b) Aversa, M. C.; Barattucci, A.; Bonaccorsi, P.; Giannetto, P. *J. Org. Chem.* **2005**, 70, 1986. (c) Aversa, M. C.; Barattucci, A.; Bilardo, M. C.; Bonaccorsi, P.; Giannetto, P.; Rollin, P.; Tatibouët, A. *J. Org. Chem.* **2005**, 70, 7389. (d) Aversa, M. C.; Barattucci, A.; Bonaccorsi, P.; Faggi, C.; Papalia, T. *J. Org. Chem.* **2007**, 72, 4486.
 7. Braverman, S. In *The chemistry of sulphenic acids and their derivatives*; Patai S. Ed.; John Wiley & Sons: Chichester, 1990; pp 311-359.
 8. (a) De Lucchi, O.; Pasquato, L.; Modena, G. *Tetrahedron Lett.* **1984**, 25, 3643. (b) De Lucchi, O.; Pasquato, L.; Rollin, P.; Tatibouët, A. @-EROS *Encyclopedia of Reagents for Organic Synthesis*, Copyright 2007 John Wiley & Sons Ltd.
 9. Cavrini, V.; Gotti, R.; Andrisano, V.; Gatti, R. *Chromatographia* **1996**, 42, 515.
 10. (a) Kaydos, J. A.; Smith, D. L. *J. Org. Chem.* **1983**, 48, 1096. (b) Benítez, A.; Herrera, F. R.; Romero, M.; Talamás, F. X.; Muchowski, J. M. *J. Org. Chem.* **1996**, 61, 1487. (c) Brown, G. A.; Martel, S. R.; Wisedale, R.; Charmant, J. P. H.; Hales, N. J.; Fishwick, C. W. G.; Gallagher, T. *J. Chem. Soc., Perkin Trans. 1* **2001**, 1281.
 11. (a) Ohta, H.; Kato, Y.; Tsuchihashi, G. *Chem. Lett.* **1986**, 217. (b) Burgess, K.; Henderson, I.; Ho, K. K. *J. Org. Chem.* **1992**, 57, 1290.
 12. (a) Furukawa, N.; Morishita, T.; Akasaka, T.; Oae, S. *J. Chem. Soc., Perkin Trans. 2* **1980**, 432. (b) Allenmark, S.; Nielsen, L.; Pirkle, W. H. *Acta Chem. Scand.* **1983**, B37, 325. (c) Holland, H. L.; Brown, F. M.; Lakshmaiah, G.; Larsen, B. G.; Patel, M. *Tetrahedron: Asymmetry* **1997**, 8, 683. (d) Andersson, M. A.; Allenmark, S. G. *Tetrahedron* **1998**, 54, 15293. (e) Lowendahl, A. C.; Allenmark, S. G. *Biocatal. Biotransform.* **1998**, 16, 163.
 13. Hogg, D. R. In *The chemistry of sulphenic acids and their derivatives*; Patai S. Ed.; John Wiley & Sons: Chichester, 1990; pp 361-402.
 14. Grainger, R. S.; Tisselli, P.; Steed, J. W. *Org. Biomol. Chem.* **2004**, 2, 151.
 15. Kim, J. H.; Park, E.-S.; Shim, J. H.; Kim, M.-N.; Moon, W.-S.; Chung, K.-H.; Yoon, J.-S. *J. Agric. Food Chem.* **2004**, 52, 7480.
 16. Cottman, K. S.; Rollick, K. L. **1994**, US 5310811 patent, *Chem. Abstr.* **1995**, 122, 11939.
 17. (a) Dronov, V. I.; Nigmatullina, R. F.; Zaev, E. E.; Nikitin, Yu. E. *Zh. Org. Khim.* **1979**, 15, 1706, *Chem. Abstr.* **1980**, 92, 6188. (b) Benedetti, F.; Fabbrissin, S.; Risaliti, A. *J. Chem. Res. (S)* **1987**, 50.