

Anhydrous Zinc Chloride: An efficient catalyst for one pot synthesis of 2,3,4,12-tetrahydro-benzo-[4,5]-thiazolo-[2,3b]-quinazolin-1-ones

Satish A. Dake, Sunil U. Tekale, Swapnil R. Sarda, Wamanrao N. Jadhav, Sudhakar R. Bhusare and Rajendra P. Pawar*

Organic Chemistry Synthesis Laboratory, Dnyanopasak College, Parbhani-431401, India

E-mail: rppawar@yahoo.com

Abstract

One pot synthesis of quinazolin-1-one derivatives has been achieved from 2-aminobenzothiazoles, 1,3-cyclohexanedione and aromatic aldehydes in presence of anhydrous zinc chloride catalyst. This methodology provides several advantages simple & mild reaction conditions and excellent yield.

Keywords: Anhydrous zinc chloride, aldehydes, 2-aminobenzothiazoles, 1,3-cyclohexanedione, quinazolin-1-one

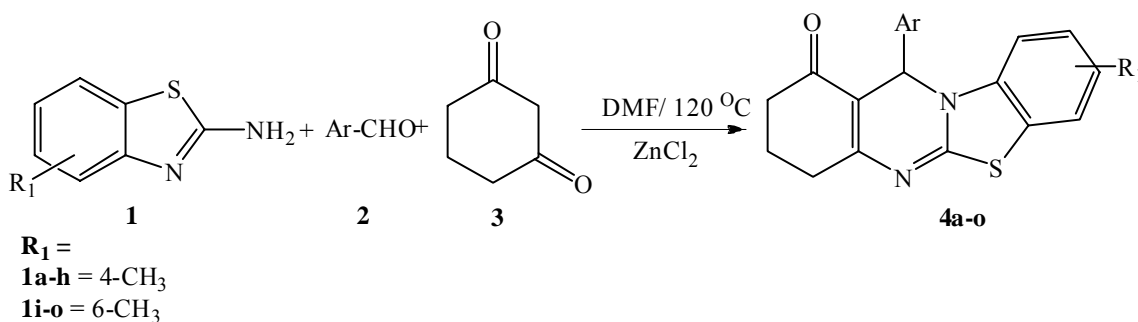
Introduction

In recent year heterocyclic compounds analogues of benzothiazoles and derivatives have attracted strong interest due to their useful biological and pharmacological properties.¹⁻⁵ The chemistry of quinazolinones is interested because of its biological significance. Many of them shows antifungal,⁶ antibacterial,⁷ anticancer,⁸ anti-inflammatory,⁹ anticonvulsant¹⁰ and antiproliferative activities as well as inhibitory effects for thymidylate synthase and poly-(ADP-ribose) polymerase (*PARP*).¹¹ Quinazolin-1-one derivatives are also found to be tranquilizer, antiallergic agent, an antiulcer agent and antiasthmatic agent.¹²

The common methods used for the preparation of such compounds are using tetramethylguanidinium trifluoroacetate ionic liquid,¹³ PTSA,¹⁴ DMF-K₂CO₃,¹⁵ THF,¹⁶ microwave irradiation.¹⁷ These methods have several limitations such as, pro-long reaction time, strong acidic condition and low yield. Consequently there is scope for further work on this reaction towards mild reaction condition, simple work up, and better yield. This has been achieved by using anhydrous zinc chloride as a catalyst to afford the corresponding quinazolin-1-one in excellent yields. Herein we wish to report an efficient and mild protocol for the synthesis 2,3,4,12-tetrahydro-benzo-[4,5]-thiazolo-[2,3b]-quinazolin-1-one using zinc chloride as catalyst.

Recently, zinc chloride has received considerable attention as an inexpensive, readily available catalyst for various organic transformations. The Lewis acidity associated with zinc

chloride enhanced rate of organic reaction and give excellent yield of the products with high selectivity. Owing to numerous advantages associated with this eco-friendly element, zinc chloride has been explored as a powerful catalyst in various organic transformations.¹⁸ Zinc chloride finds wide application in textile processing, metallurgical fluxes, and chemical synthesis. Anhydrous zinc chloride is used for number of reactions¹⁹ such as dehydration reaction, Beckmann rearrangement, synthesis of flavones, thiazoles, quinolines, nitrilides etc. Most of the reactions were completed within 4-9 hours affording 68-90 % yield of the product. In contrast, these reported methods required much longer reaction time and harsh reaction conditions. The $ZnCl_2$ -DMF system is found to be more suitable because of shorter reaction time and easy workup. But using other organic solvent systems it required longer reaction times. In absence of catalyst, the reaction does not proceed after longer time (15-20 h). The best result was obtained using 5-mol % of zinc chloride in solvent dimethyl formamide at 120 °C. Greater amount of the catalyst did not improve the yield. Solubility of zinc chloride catalyst in water provided an easy method for separation from the product.



Scheme 1

Results and Discussion

In a model reaction 2-aminobenzothiazoles (**1**), aromatic aldehyde (**2**), 1,3-cyclohexanedione (**3**) and zinc chloride catalyst in N,N-dimethyl formamide (DMF) was refluxed at 120 °C for a appropriate time. After completion of reaction, the usual work up offered the pure quinazolin-1-one (**4**).

In conclusion, we demonstrated an efficient protocol for the synthesis of quinazolin-1-one derivatives using zinc chloride catalyst. Shorter reaction time, simple & mild reaction conditions and higher yields render by this method.

Table 1. Synthesis of benzo-[4,5]-thiazolo-[2,3-b]-quinazolin-1-one (**4a-o**)

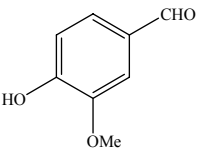
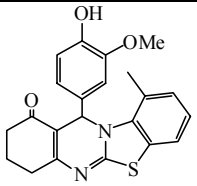
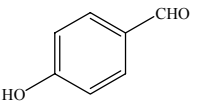
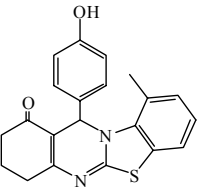
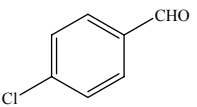
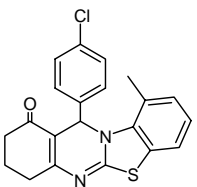
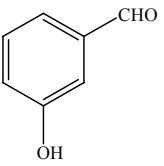
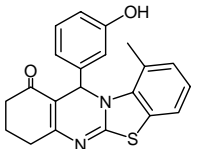
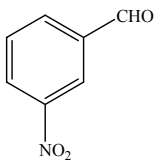
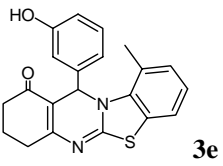
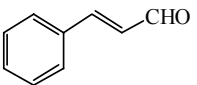
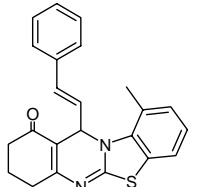
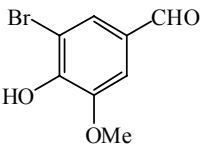
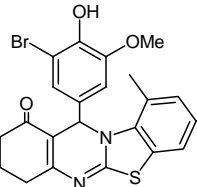
Entry	Ar-CHO (2)	Products (4)	Reaction Time (hr)	M.P. (°C)	Yield (%) ^a
a			9.30	295	89
b			11.30	98	85
c			4.0	155	91
d			4.30	112	79
e			5.0	145	83
f			7.0	80	86
g			9.0	170	88

Table 1. Continued

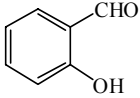
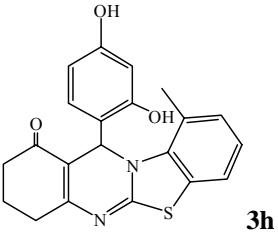
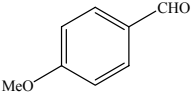
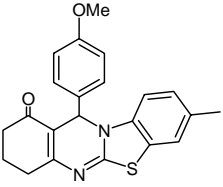
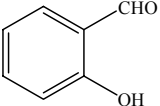
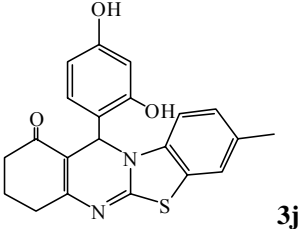
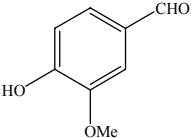
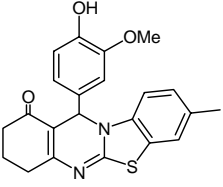
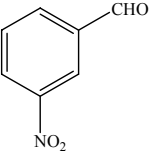
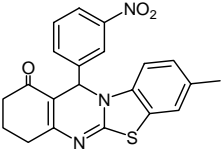
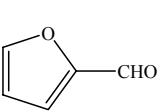
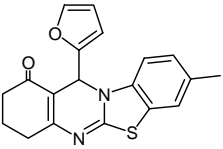
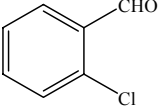
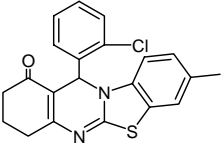
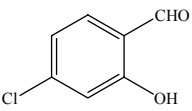
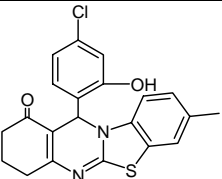
Entry	Ar-CHO (2)	Products (4)	Reaction Time (hr)	M.P. (°C)	Yield (%) ^a
h		 3h	9.0	150	92
i			4.0	192	78
j		 3j	8.0	130	80
k			5.0	181	85
l			7.0	125	89
m			4.30	135	90
n			9.0	150	91

Table 1. Continued

Entry	Ar-CHO (2)	Products (4)	Reaction Time (hr)	M.P. (°C)	Yield (%) ^a
o			5.0	145	87

^a Isolated yield.

Experimental Section

General procedure for the preparation of benzo-[4,5]-thiazolo-[2,3-b]-quinazolin-1-one (4a-o)

To a mixture of 2-aminobenzothiazole (2.66 mmol), substituted benzaldehyde (2.66 mmol), 1,3-cyclohexanedione (2.66 mmol), and anhydrous zinc chloride (5 mol %) in N,N-dimethyl formamide (5 mL) solvent was added. The reaction mixture was refluxed at 120 °C in oil bath for appropriate time (Table 1). The progress of the reaction was monitored by TLC. After completion of reaction, the reaction mixture was poured onto ice-cold water with constant stirring. The separated solid product was filtered, washed with cold water and dried. The obtained crude was purified by column chromatography using dichloromethane and ethyl acetate in 3:1 ratio as an eluent.

10-methyl-12-(4-Hydroxy-3-methoxy-phenyl)-2,3,4,12-tetrahydro-benzo-[4,5]-thiazolo-[2,3b]-quinazolin-1-one (4a). ¹H NMR (CDCl₃) δ 1.18 (2H, quin), 2.29 (2H, t), 2.31 (3H, s), 2.74 (2H, t), 3.82 (3H, s), 10.18 (1H, s), 6.52 (1H, s), 7.30-7.60 (6H, m, Ar-H). Anal. Calcd for C₂₂H₂₀N₂O₃S (392.47): C, 67.33; H, 05.14; N, 07.14; O, 12.23; S, 08.17. Found: C, 67.30; H, 05.08; N, 07.18; O, 12.20; S, 08.19.

10-methyl-12-(4-Hydroxy-phenyl)-2,3,4,12-tetrahydro-benzo-[4,5]-thiazolo-[2,3b]-quinazolin-1-one (4b). ¹H NMR (CDCl₃) δ 1.16 (2H, quin), 2.32 (2H, t), 2.75 (2H, t), 2.38 (3H, s), 10.21 (1H, s), 6.48 (1H, t), 7.23-7.62 (7H, m, Ar-H). Anal. Calcd for C₂₁H₁₈N₂O₂S (362.44): C, 69.59; H, 5.01; N, 7.73; O, 8.83; S, 8.85. Found: C, 69.65; H, 04.98; N, 7.79; O, 8.81; S, 8.81.

10-methyl-12-(4-Chloro-phenyl)-2,3,4,12-tetrahydro-benzo-[4,5]-thiazolo-[2,3b]-quinazolin-1-one (4c). ¹H NMR (CDCl₃) δ 1.21 (2H, quin), 2.26 (2H, t), 2.33 (3H, s), 2.75 (2H, t), 6.37 (1H, s), 7.42-7.80 (7H, m, Ar-H). Anal. Calcd for C₂₁H₁₇ClN₂OS (380.89): C, 66.22; H, 04.50; Cl, 09.31; N, 07.35; O, 04.20; S, 08.42. Found: C, 66.18; H, 04.48; Cl, 09.38; N, 07.32; O, 04.22; S, 08.40.

10-methyl-12-(3-Hydroxy-phenyl)-2,3,4,12-tetrahydro-benzo-[4,5]-thiazolo-[2,3b]-quinazolin-1-one (4d). ¹H NMR (CDCl₃) δ 1.15 (2H, quin), 2.39 (2H, t), 2.42 (3H, s), 2.74 (2H, t), 9.88 (1H, s), 6.62 (1H, s), 7.40-7.80 (7H, m, Ar-H).

10-methyl-12-(3-Nitro-phenyl)-2,3,4,12-tetrahydro-benzo-[4,5]-thiazolo-[2,3b]-quinazolin-1-one (4e). ^1H NMR (CDCl_3) δ 1.17 (2H, quin), 2.35 (2H, t), 2.41 (3H, s), 2.85 (2H, t), 6.53 (1H, s), 7.36-7.64 (7H, m, Ar-H). Anal. Calcd for $\text{C}_{21}\text{H}_{17}\text{N}_3\text{O}_3\text{S}$ (391.44): C, 64.43; H, 04.38; N, 10.73; O, 12.26; S, 08.19. Found: C, 64.40; H, 04.35; N, 10.71; O, 12.24; S, 08.17.

10-methyl-12-(4-Styryl)-2,3,4,12-tetrahydro-benzo-[4,5]-thiazolo-[2,3b]-quinazolin-1-one (4f). ^1H NMR (CDCl_3) δ 1.28 (2H, quin), 2.26 (2H, t), 2.32 (3H, s), 2.70 (2H, t), 6.43 (1H, s), 6.80 (1H, d), 6.92 (1H, d), 7.42-7.76 (8H, m, Ar-H).

10-methyl-12-(3-Bromo-4-hydroxy-5-methoxy-phenyl)-2,3,4,12-tetrahydro-benzo-[4,5]-thiazolo-[2,3b]-quinazolin-1-one (4g). ^1H NMR (CDCl_3) δ 1.17 (2H, quin), 2.25 (2H, t), 2.38 (3H, s), 2.78 (2H, t), 3.88 (3H, s), 10.68 (1H, s), 6.66 (1H, s), 7.38-7.64 (5H, m, Ar-H).

10-methyl-12-(2-Hydroxy-phenyl)-2,3,4,12-tetrahydro-benzo-[4,5]-thiazolo-[2,3b]-quinazolin-1-one (4h). ^1H NMR (CDCl_3) δ 1.20 (2H, quin), 2.32 (2H, t), 2.36 (3H, s), 2.80 (2H, t), 9.48 (1H, s), 6.60 (1H, s), 7.30-7.70 (7H, m, Ar-H).

8-methyl-12-(4-Methoxy-phenyl)-2,3,4,12-tetrahydro-benzo-[4,5]-thiazolo-[2,3b]-quinazolin-1-one (4i). ^1H NMR (CDCl_3) δ 1.24 (2H, quin), 2.38 (2H, t), 2.42 (3H, s), 2.74 (2H, t), 3.86 (3H, s), 6.62 (1H, s), 7.38-7.72 (7H, m, Ar-H).

8-methyl-12-(2-Hydroxy-phenyl)-2,3,4,12-tetrahydro-benzo-[4,5]-thiazolo-[2,3b]-quinazolin-1-one (4j). ^1H NMR (CDCl_3) δ 1.24 (2H, quin), 2.30 (2H, t), 2.48 (3H, s), 2.72 (2H, t), 9.80 (1H, s), 6.46 (1H, s), 7.36-7.72 (7H, m, Ar-H).

8-methyl-12-(3-Methoxy-4-hydroxy-phenyl)-2,3,4,12-tetrahydro-benzo-[4,5]-thiazolo-[2,3b]-quinazolin-1-one (4k). ^1H NMR (CDCl_3) δ 1.20 (2H, quin), 2.30 (2H, t), 2.36 (3H, s), 2.78 (2H, t), 3.89 (3H, s), 10.36 (1H, s), 6.52 (1H, s), 7.46-7.80 (6H, m, Ar-H).

8-methyl-12-(3-Nitro-phenyl)-2,3,4,12-tetrahydro-benzo-[4,5]-thiazolo-[2,3b]-quinazolin-1-one (4l). ^1H NMR (CDCl_3) δ 1.16 (2H, quin), 2.34 (2H, t), 2.44 (3H, s), 2.77 (2H, t), 6.60 (1H, s), 7.20-7.48, (7H, Ar-H).

8-methyl-12-(Furyl)-2,3,4,12-tetrahydro-benzo-[4,5]-thiazolo-[2,3b]-quinazolin-1-one (4m). ^1H NMR (CDCl_3) δ 1.14 (2H, quin), 2.28 (2H, t), 2.30 (3H, s), 2.70 (2H, t), 6.62 (1H, s), 7.32-7.52 (3H, m, Ar-H), 7.78-7.88 (3H, m, Ar-H).

8-methyl-12-(2-Chloro-phenyl)-2,3,4,12-tetrahydro-benzo-[4,5]-thiazolo-[2,3b]-quinazolin-1-one (4n). ^1H NMR (CDCl_3) δ 1.18 (2H, quin), 2.28 (2H, t), 2.30 (3H, s), 2.72 (2H, t), 6.50 (1H, s), 7.32-7.58 (7H, m, Ar-H).

8-methyl-12-(2-Hydroxy-4-chloro-phenyl)-2,3,4,12-tetrahydro-benzo-[4,5]-thiazolo-[2,3b]-quinazolin-1-one (4o). ^1H NMR (CDCl_3) δ 1.18 (2H, quin), 2.28 (2H, t), 2.32 (3H, s), 2.74 (2H, t), 10.38 (1H, s), 6.50 (1H, s), 7.30-7.48 (6H, m, Ar-H).

Acknowledgements

The authors are thankful to the Principal **Dr. P. L. More** Dnyanopasak College, Parbhani, for encouragement during the process of carrying out this work.

References

1. Kappe, C. O. *Tetrahedron* **1993**, *49*, 6963.
2. (a) Mase, T.; Arima, H.; Tomioka, K.; Yamada, T.; K. Murase, *J. Med. Chem.* **1988**, *29*, 386. (b) G. Trapani; M. Franco; A. Latrofa; Genchi, G.; Liso, G. *J. Med. Chem.* **1992**, *15*, 39. (c) Wade, J. J.; Toso, C. B.; Matson, C. J.; Stelzer, V. L. *J. Med. Chem.* **1983**, *26*, 608.
3. Trapani, G.; Franco, M.; Latrofa, A.; Iacobazzi, V.; Ghiani, C. A.; Maciocco, E.; Liso, G. *Eur. J. Med. Chem.* **1997**, *32*, 83.
4. Ward, C. E.; Berthold, R. V.; Koerwer, J.; Tomlin, J. B.; Manning, D. T. *J. Agric. Food Chem.* **1986**, *43*, 1005.
5. Alajarin, R.; Jordan, P.; Vaquero, J. J.; Alvarez-Builla, J. *Synthesis* **1995**, 389.
6. Sawhney, S. N.; Tower, R. K.; Singh, S. P. *Indian J. Chem.* **1980**, *19*, 415.
7. Ana, B.; Boteanu, S. *Farmacia* **1971**, *19*, 683.
8. Dempcy, R. O.; Skibo, E. B. *Bioorg. Med. Chem. Lett.* **1993**, *1*, 39.
9. Bhargava, P. N.; Singh, G. C. *J. Indian Chem. Soc.* **1961**, *38*, 77.
10. Gujral, M. L.; Saxena, P. N.; Kohli, R. P. *Indian J. Med. Res.* **1957**, *45*, 201.
11. Griffin, J.; Srinivasan, S.; Bowman, K.; Kalvert, H. A.; Curtin, N. J.; Newel, D. R.; Pemberton, L. C.; Golding, B. T. *J. Med. Chem.* **1998**, *41*, 5247.
12. (a) Awoutr, F.; Vermeire, J.; Smeyers, F.; Vermote, T.; Van Beek, R.; Niemgeers, C. J. E. *Drugs Dev. Res.* **1980**, *8*, 95. (b) Matsutani, S.; Mizushima, Y. *Chem. Abstr.* **1990**, 112, 985557. (c) Yanagihara, Y.; Kasai, H.; Kawashime, T.; Shaida, T. *Japan J. Pharmacol.* **1988**, *48*, 91.
13. Shaabani, A.; Rahmati, A.; Naderi, S. *Bioorg. Med. Chem. Lett.* **2005**, *15*, 5553.
14. Trapani, G.; Franco, M.; Latrofa, A.; Carotti, A.; Genchi, G.; M.; Serra, Biggio, G.; Liso, G.; *Eur. J. Med. Chem.* **1996**, *31*, 575.
15. Pingle, M. S.; Vartale, S. P.; Bhosale, V. N.; Kubekar, S. V. *Arkivoc* **2006**, (x), 190.
16. Trapani, G.; Franco, M.; Latrofa, A.; Genchi, G.; Iacobazzi, V.; Ghiani, C. A.; Maciocco, E.; Liso, G. *Eur. J. Med. Chem.* **1997**, *32*, 83.
17. Mourad, A. F. E.; Aly, A. A.; Farag, H. H.; Beshr, E. A. *Beilstein J. Org. Chem.* **2007**, *3*, 11.
18. Ahmed, M. G.; Ahmed, S. A.; Romman, U. K. R.; Sultana, T.; Rahman, M. B.; Hossain, M. A.; Uddin, K. *Indian J. Chem.* **2005**, *44*, 622.
19. (a) Hu, E.; Sidler, D. R.; Dolling, U. *J. Org. Chem.* **1998**, *63*, 3454. (b) Varma, R. S.; Saini, R. K. *Synlett* **1997**, 857-858. (c) Varma, R. S.; Dahiya, R.; Kumar, S. *Tetrahedron Lett.* **1997**, *38*, 2039. (d) Varala, R.; Enugala, R.; Srinivas, R. *Arkivoc* **2006**, (xiii), 171. (e) Nagy, N. M.; Jakab, M. A.; Kónya, J.; Antus, S. *Applied Clay Science* **2002**, *21*, 213. (f) SampathKumar, H. M.; Anjaneyulu, S.; Subba Reddy, B. V.; Yadav, J. S. *Synlett* **2000**, 487.