

Iridium-catalyzed asymmetric hydrogenation of olefins using pyridine-phosphinites derived from the chiral pool

Raivis Zalubovskis,^a Esther Hörmann,^b Andreas Pfaltz,^{b*} and Christina Moberg^{a*}

^a*Department of Chemistry, KTH School of Chemical Science and Engineering,
SE 100 44 Stockholm, Sweden*

^b*Department of Chemistry, University of Basel, St. Johannis-Ring 19,
CH 4056 Basel, Switzerland*

E-mail: kimo@kth.se, andreas.pfaltz@unibas.ch

Abstract

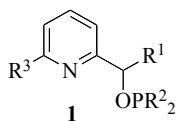
Cationic iridium complexes containing chiral pyridine-phosphinites, with their chirality derived from menthol or mandelic acid, were assessed in hydrogenations of trisubstituted non-functionalized olefins. Complexes with the new ligands showed high reactivity towards most of the olefins tested. The enantioselectivities varied with the structures of the substrate and the ligand. Best results were obtained in the hydrogenation of 3-hydroxy-2-methyl-1-phenylpropene using a ligand prepared from (-)-menthol, pyridyllithium and diphenylchlorophosphine (>99% conversion, 92% ee).

Keywords: Hydrogenation, iridium catalyst, chiral pool, pyridine-phosphinite, asymmetric

Introduction

Cationic iridium complexes with chiral P,N ligands have proved to be efficient catalysts for the hydrogenation of a wide range of functionalized and unfunctionalized olefins,¹ Unlike Rh- and Ru-diphosphine complexes they do not require the presence of a coordinating group near the C=C bond, so even purely alkyl-substituted olefins can be hydrogenated with high enantioselectivity. Chiral pyridine-phosphinites (**1**) belong to the most efficient ligands for the catalytic process, providing highly enantioenriched products from a variety of substrates.^{2,3} The enantioselectivity was found to be a function of the R¹, R², and R³ substituents and was found to be particularly high when more rigid cyclic analogues were employed.³ The pyridine-phosphinites were accessible from the appropriate chiral pyridyl alcohols, which were obtained from the racemates by preparative HPLC using a chiral column. Although this procedure gave access to the pure enantiomers, stereoselective synthesis is a more attractive option on a larger scale. Several methods are available for the synthesis of enantioenriched pyridyl alcohols,

employing biological methods as well as synthetic reagents or catalysts. Use of hydrolases or esterases, for example, provides both enantiomers, one of them as an ester, with high enantiomeric excess.^{4,5} Obviously, the yield of each enantiomer is limited to a maximum of 50%, which is a disadvantage if only one enantiomer is needed. In addition, not all substrates are tolerated by the enzymes. A viable alternative is the reduction of ketones using chiral reducing agents^{2a,6} or catalysts.⁷ However, enantioselectivities are not perfect, so in general, the ee of the product has to be increased by recrystallization or other methods.

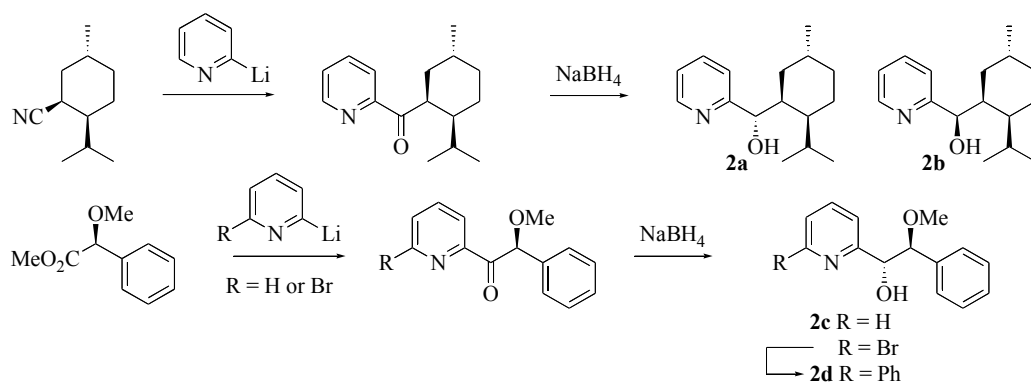


An attractive alternative to these methods is based on compounds from the chiral pool. We have demonstrated that starting from cheap and easily accessible compounds such as menthol, mandelic acid, lactic acid or (*R*)-2,3-*O*-isopropylidene glyceraldehyde, the latter obtained by oxidative cleavage of protected mannitol, chiral stereochemically well-defined pyridyl alcohols can be obtained.^{8,9} We decided to evaluate pyridine-phosphinites derived from some of these pyridylalcohols in Ir-catalyzed hydrogenations of a number of unfunctionalized olefins and compare the results to those obtained using previously reported pyridine-phosphinites.

Results and Discussion

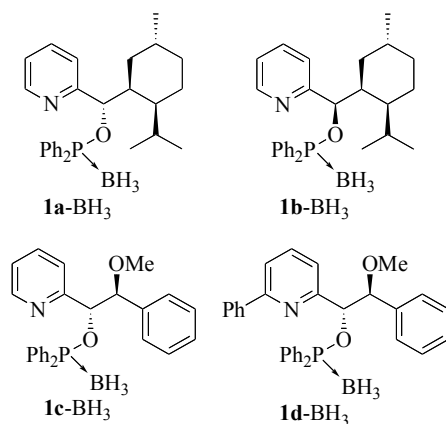
Preparation of ligands

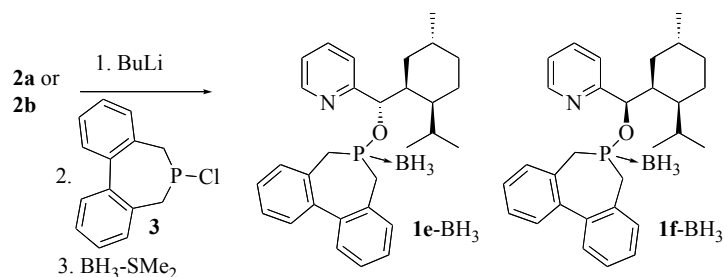
Pyridylalcohols **2a** and **2b** were obtained in an 83:17 ratio (90% yield) as previously described by NaBH₄ reduction of the ketone obtained in 41% yield by reaction of 2-pyridyllithium with (1*S*,2*S*,5*R*)-1-cyano-2-isopropyl-5-methylcyclohexane, the latter obtained from (1*R*,2*S*,5*R*)-menthyl tosylate in 99% yield (Scheme 1).^{8,10} The two diastereomers were easily separated by column chromatography. Since both enantiomers of menthol are available, this procedure also gives access to the enantiomers of **2a** and **2b**. Starting from methyl (*S*)-2-methoxy-2-phenylacetate (methyl mandelate), an analogous procedure afforded **2c** as a single isomer in 49% yield over two steps when the reduction was performed at low temperature (-78 °C).¹¹ The corresponding reaction with 2-bromo-6-lithiopyridine gave a ketone which was reduced *in situ* to a single isomer (23% over two steps). Suzuki coupling with phenylboronic acid gave **2d** (85%).¹¹



Scheme 1. Synthesis of pyridylalcohols **2a-d**.

We have also demonstrated that the pyridylalcohols obtained in this way can be smoothly converted into pyridine-phosphinites.¹¹ Thus, reactions of **2a-d** with diphenylchlorophosphine followed by treatment with $\text{BH}_3\text{-SMe}_2$ proceeded efficiently, providing protected ligands **1a-d** (43%, 62%, 77% and 60%, respectively). Due to the modular nature of the synthetic procedure, ligand structures are easily varied not only by employing different natural products and differently substituted pyridine derivatives, but also by using different chlorophosphines. To demonstrate this, we decided to attach a stereochemically flexible phosphepine unit to alcohols **2a** and **2b**, hoping that the flexible unit would adopt the most suitable configuration in the catalytic reaction. Transformation of **2a** and **2b** to their lithium alcoholates followed by reaction of chlorophosphine **3**¹² and BH_3 -protection gave access to **1e** and **1f**, respectively (Scheme 2). Tropoisomerization of the phosphepine unit is expected to be slow on the NMR time scale; ΔG^\ddagger values for similar compounds have been determined to be around 19 kcal mol^{-1} at 298 K.¹² Since the phosphorus atom is not a stereogenic center, the presence of only two diastereoisomers is thus expected. Each compound was indeed obtained as a *ca.* 1:1 mixture of the *aR* and *aS* diastereomers, as revealed for example by two sets of signals in their ^1H NMR spectra.

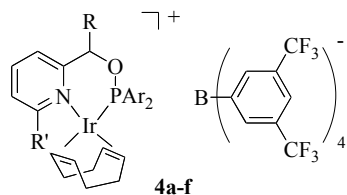




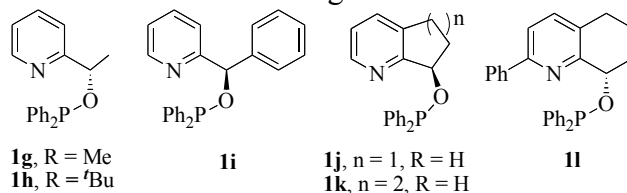
Scheme 2. Synthesis of **1e** and **1f**.

Catalytic reactions

Iridium complexes **4a-f** were prepared by treatment of the appropriate ligand, after deprotection, with [Ir(COD)Cl]₂ followed by sodium tetrakis[3,5-bis(trifluoromethyl)phenyl]borate.¹³ The complexes derived from **1e** and **1f** proved to be highly sensitive to oxygen. The complex from **1f** was isolated in low yield after chromatography on silica-gel as an orange-red amorphous solid, whereas the analogous complex from **1e** decomposed during work-up and chromatography and, therefore, was not further investigated. Catalytic hydrogenations were performed as previously described at room temperature and a hydrogen pressure of 50 bar in dichloromethane using 1 mol% of catalyst.



The results were compared to those previously obtained using ligands **1g-1l**, which contain the same type of structural elements as the new ligands **1a-f**.



Trisubstituted olefins **5-10** were selected as substrates.

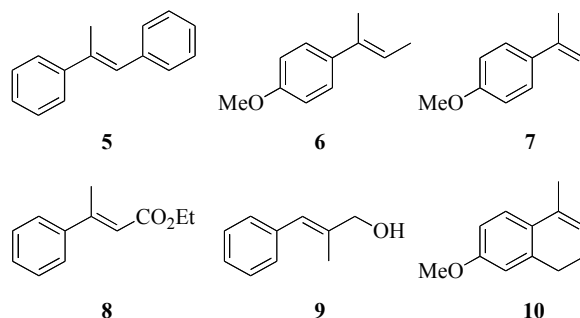


Table. Hydrogenation of olefins **5-10** using Ir catalysts **4a-f**

Olefin	5	6	7	8	9	10
Ligand	yield (%)/ ee (%)	yield (%)/ ee (%)	yield (%)/ ee (%)	yield (%)/ ee (%)	yield (%)/ ee (%)	yield (%)/ ee (%)
1a	55/26 (<i>S</i>)	>99/15 (<i>R</i>)	>99/60 (<i>R</i>)	21/17 (<i>S</i>)	>99/92 (+)	
1b	72/17 (<i>R</i>)	>99/19 (<i>S</i>)	>99/57 (<i>S</i>)	9/16 (<i>R</i>)	50/84 (-)	>99/74 (<i>S</i>)
1c	35/80 (<i>S</i>)	>99/65 (<i>S</i>)	97/56 (<i>R</i>)	3/0	95/81 (+)	>99/0
1d	0/-	46/55 (<i>S</i>)	17/75 (<i>R</i>)	1/12 (<i>R</i>)	5/14 (+)	12/34 (<i>R</i>)
1f	>99.7/24 (<i>R</i>)	>99.9/15 (<i>R</i>)	>99.9/32 (<i>S</i>)	18/0	>99.9/77 (-)	>99.9/70 (<i>S</i>)
1g ^{2a}	>99/90 (<i>S</i>)					
1h ^{2a}	>99/90 (<i>S</i>)					
1i ^{2a}	>99/94 (<i>R</i>)	>99/90 (<i>R</i>)	>99/87 (<i>S</i>)			
1j ³	81/83 (<i>R</i>)	>99/78 (<i>R</i>)	>99/78 (<i>S</i>)	21/6 (<i>R</i>)	30/83 (-)	>99/55 (<i>S</i>)
1k ³	>99/91 (<i>R</i>)	>99/82 (<i>R</i>)	>99/83 (<i>S</i>)	24/26 (<i>R</i>)	26/89 (-)	>99/78 (<i>S</i>)
1l ³	4/92 (<i>S</i>)	>99/96 (<i>S</i>)	>99/87 (<i>R</i>)	21/6 (<i>R</i>)	64/65 (+)	97/68 (<i>R</i>)

Conditions: CH₂Cl₂, room temperature, 50 bar, 2-3 h.

High conversions were observed in reactions of the sterically less demanding unfunctionalized olefins **6**, **7**, and **10** using all new ligands except **1d**, which exhibited low reactivity, most likely as a result of steric hindrance. The α,β -unsaturated ester **8** gave low conversion with all catalysts, in line with previous results reported for ligands **1g-1l**. In the hydrogenation of substrates **5** and **9** large differences in reactivity were observed between catalysts **1a-1d** and **1f**. The enantioselectivities varied considerably with the structure of the ligand and the substrate. Methylstilbene **5** was hydrogenated efficiently only when ligand **1f** with a phosphine group was used, but enantioselectivities were inferior to those previously observed using ligands **1g-1l**. In the hydrogenation of *E*- and *Z*-methoxystyrenes **6** and **7** the new ligands also gave lower selectivities compared to ligands **1i-1l**. The best results were obtained in the hydrogenation of allylic alcohol **9**. Here the menthyl ligand **1a**, which gave 92% ee and full conversion, clearly outperformed all other ligands, including **1j-1k**. Finally, **1b** and **1f** showed results comparable to those previously observed for **1k** and **1l** in the hydrogenation of **10**.

As expected, ligands **1a** and **1b** provided products with opposite absolute configuration, confirming that the stereocenter closest to phosphorus atom exerts the biggest influence on the stereoselectivity. For the same reason ligand **1c** was expected to induce the same absolute configuration as **1a**. This was indeed the case except for substrate **6**. However, the enantioselectivities induced by ligands **1a** and **1b** in the hydrogenation of this substrate were very low, so these results should be interpreted with caution. Finally it may be concluded that no advantage was achieved by replacing the diphenylphosphine group by a phosphine unit.

Conclusions

Pyridine-phosphinites are readily available in large quantities starting with easily accessible compounds from the chiral pool. The modular approach for the ligand synthesis allows extensive structural variations since different chiral natural products, pyridine derivatives, and phosphorus-containing groups can be assembled. Cationic iridium complexes containing the new ligands and tetrakis[3,5-bis(trifluoromethyl)phenyl]borate as counter ion were found to be reactive and moderately enantioselective catalysts in hydrogenations of several trisubstituted unfunctionalized olefins. However, quite promising results were achieved in the hydrogenation of allylic alcohol **9** which gave 92% ee and full conversion with one of the catalysts. Considering the accessibility and the modular structure of these ligands, further optimization of the catalyst structure should be possible.

Experimental Section

General Procedures. ^1H NMR spectra were recorded at 400 or 500 MHz, ^{13}C NMR at 125 or 100 MHz and ^{31}P NMR at 202 MHz. The ^1H and ^{13}C chemical shifts are reported relative to remaining solvent peaks (CHCl_3), ^{31}P chemical shifts are reported relative to H_3PO_4 (external). Optical rotations were recorded with a Perkin-Elmer 343 polarimeter at the sodium D line at ambient temperature. Air sensitive reactions were performed under nitrogen atmosphere in oven- or flame-dried glassware. CH_2Cl_2 , PhMe and THF were taken from Meyer's Solvent Dispensing System. Flash chromatography was carried out using SDS silica gel 60 (40-63 μm).

Compound **1e**- BH_3

n-BuLi (236 μL , 1.40 M, 0.33 mmol) was added to a degassed solution of alcohol **2a** (80 mg, 0.32 mmol) in THF (2 mL) at $-78\text{ }^\circ\text{C}$ and the mixture was stirred at this temperature for 30 min. The temperature was increased to $0\text{ }^\circ\text{C}$ and a degassed solution of phosphochloride **3** (86 mg, 0.35 mmol) in THF (0.7 mL) was added. The mixture was stirred at $0\text{ }^\circ\text{C}$ for 3 h before $\text{BH}_3\cdot\text{Me}_2\text{S}$ (175 μL , 2M in THF, 0.35 mmol) was added and the resulting mixture was stirred at $0\text{ }^\circ\text{C}$ for 14 h. H_2O (5 mL) was added and the solvent was evaporated under vacuum. The crude product was purified by column chromatography on silica gel ($\text{CH}_2\text{Cl}_2/\text{EtOAc}$ 98:2) to give **1e**- BH_3 (70 mg, 46%); $[\alpha]_{\text{D}}^{25} +17.9$ (*c* 0.50, CH_2Cl_2); ^1H NMR (500 MHz, CDCl_3) (mixture of two atropisomers) δ 8.88 (br d, $J = 4.7$ Hz, 1H), 8.53 (br d, $J = 4.7$ Hz, 1H), 7.81(dt, $J = 7.6$, 1.8 Hz, 1H), 7.59 (dt, $J = 7.7$, 1.7 Hz, 1H), 7.50 (d, $J = 7.8$ Hz, 1H), 7.41-7.14 (m, 17H), 7.05 (d, $J = 7.6$ Hz, 1H), 6.54 (d, $J = 7.6$ Hz, 1H), 5.70-5.63 (m, 2 \times 1H), 3.11-2.76 (m, 5H), 2.73-2.67 (m, 1H), 2.42 (d, $J = 15.2$ Hz, 1H), 2.22-2.13 (m, 2H), 2.08-1.98 (m, 3H), 1.95-1.80 (m, 4H), 1.74-1.53 (m, 6H), 1.53-1.42 (m, 1H), 1.29-1.06 (m, 3H), 1.25 (d, $J = 6.5$ Hz, 3H), 1.02 (d, $J = 6.5$ Hz, 3H), 1.0-0.2 (br, 2 \times 3H), 0.95-0.81 (m, 2H), 0.92 (d, $J = 6.4$ Hz, 3H), 0.89 (d, $J = 6.4$ Hz, 3H), 0.60 (d, $J = 6.5$ Hz, 3H), 0.58 (d, $J = 6.5$ Hz, 3H); ^{13}C NMR (125 MHz, CDCl_3) δ 159.9, 159.7,

150.1, 149.4, 140.4, 140.1, 140.0, 139.8 (d, $J_{CP} = 2.8$ Hz), 139.5 (d, $J_{CP} = 2.7$ Hz), 136.6, 136.4, 131.6, 131.5, 131.3, 131.2, 131.0 (d, $J_{CP} = 3.6$ Hz), 130.6, 130.5, 130.4, 130.3, 130.2, 130.1, 130.0 (d, $J_{CP} = 3.8$ Hz), 129.9 (d, $J_{CP} = 3.8$ Hz), 129.5, 129.4, 129.3, 128.0 (d, $J_{CP} = 1.8$ Hz), 127.8, 127.7 (d, $J_{CP} = 2.7$ Hz), 127.6 (d, $J_{CP} = 2.1$ Hz), 127.3 (d, $J_{CP} = 2.1$ Hz), 124.1, 123.5, 123.2 (d, $J_{CP} = 3.2$ Hz), 81.3 (d, $J_{CP} = 4.0$ Hz), 81.2 (d, $J_{CP} = 4.0$ Hz), 50.0, 40.5 (d, $J_{CP} = 7.0$ Hz), 39.8 (d, $J_{CP} = 7.0$ Hz), 38.7, 38.5, 35.9, 35.8, 34.6 (d, $J_{CP} = 28.0$ Hz), 34.1 (d, $J_{CP} = 28.1$ Hz), 34.0, 33.8, 33.7, 33.5, 33.4, 30.3, 29.9, 26.8, 26.7, 24.9, 24.7, 23.0, 22.7 (d, $J_{CP} = 11.5$ Hz), 22.6 (d, $J_{CP} = 12.7$ Hz), 22.1; ^{31}P NMR (202 MHz, CDCl_3) δ 144.0 (br), 142.7 (br); Anal. Calcd for $\text{C}_{30}\text{H}_{39}\text{BNOP}$: C, 76.43; H, 8.34; N, 2.97% Found: C, 76.27; H, 8.30; N, 2.78%

Compound 1f-BH₃

This compound was prepared from alcohol **2b** (61 mg, 0.25 mmol) and phosphochloride **3** (67 mg, 0.27 mmol), by the same procedure as that used for **1e** (eluent for chromatography: CH_2Cl_2). Yield 35% (41 mg); $[\alpha]_D^{25} -30.0$ (*c* 0.50, CH_2Cl_2); ^1H NMR (500 MHz, CDCl_3) (mixture of two atropisomers) δ 8.77 (br d, $J = 4.8$ Hz, 1H), 8.54 (d, $J = 4.9$ Hz, 1H), 7.76 (dt, $J = 7.7, 1.5$ Hz, 1H), 7.58 (dt, $J = 7.7, 1.6$ Hz, 1H), 7.48-7.21 (m, 17H), 7.17-7.09 (m, 2H), 6.91 (d, $J = 7.6$ Hz, 1H), 5.68-5.58 (m, 2 \times 1H), 3.13-2.84 (m, 4H), 2.74-2.43 (m, 6H), 2.00-1.55 (m, 10H), 1.50-1.40 (m, 1H), 1.35-1.25 (m, 1H), 1.25-1.15 (m, 1H), 1.14-0.80 (m, 5H), 0.90 (d, $J = 6.0$ Hz, 3H), 0.89 (d, $J = 6.4$ Hz, 3H), ca 0.8-0.15 (br, 2 \times 3H), 0.81 (d, $J = 6.0$ Hz, 3H), 0.80 (d, $J = 6.0$ Hz, 3H), 0.74 (d, $J = 6.4$ Hz, 3H), 0.64 (d, $J = 6.4$ Hz, 3H); ^{13}C NMR (125 MHz, CDCl_3) δ 161.0, 149.4, 149.2, 140.2, 140.1, 139.8 (d, $J_{CP} = 2.6$ Hz), 139.6 (d, $J_{CP} = 2.7$ Hz), 136.3, 135.9, 131.7, 131.6 (d, $J_{CP} = 2.5$ Hz), 131.5, 131.2 (d, $J_{CP} = 4.0$ Hz), 130.7 (d, $J_{CP} = 3.8$ Hz), 130.5, 130.4, 130.3, 130.2, 130.0 (d, $J_{CP} = 3.1$ Hz), 129.8 (d, $J_{CP} = 3.4$ Hz), 129.6, 129.4, 129.3 (d, $J_{CP} = 2.0$ Hz), 129.2 (d, $J_{CP} = 2.0$ Hz), 128.0 (d, $J_{CP} = 1.8$ Hz), 127.9 (d, $J_{CP} = 1.8$ Hz), 127.8, 127.7, 127.6 (d, $J_{CP} = 3.0$ Hz), 127.5, 127.4 (d, $J_{CP} = 2.4$ Hz), 123.0, 122.9, 122.7, 81.3 (d, $J_{CP} = 4.5$ Hz), 81.0 (d, $J_{CP} = 4.5$ Hz), 48.4, 48.3, 40.0 (d, $J_{CP} = 6.6$ Hz), 39.8 (d, $J_{CP} = 6.5$ Hz), 36.6, 36.3, 35.9, 35.6, 35.4, 35.2, 34.6, 34.5, 34.4, 34.3, 34.2, 29.9 (d, $J_{CP} = 21.0$ Hz), 27.3 (d, $J_{CP} = 7.7$ Hz), 25.9, 25.6, 23.2, 22.9, 21.8 (d, $J_{CP} = 17.3$ Hz), 21.2 (d, $J_{CP} = 12.5$ Hz); ^{31}P NMR (202 MHz, CDCl_3) δ 145.3 (br); Anal. Calcd for $\text{C}_{30}\text{H}_{39}\text{BNOP}$: C, 76.43; H, 8.34; N, 2.97% Found: C, 76.19; H, 8.38; N, 2.70%

Complex 4f

1f-BH₃ (50 mg, 0.1 mmol) was deprotected using diethylamine (2 mL). Ligand **1f** was dissolved in CH_2Cl_2 (4 mL), and added to $[\text{Ir}(\text{COD})\text{Cl}]_2$ (37 mg, 0.55 mmol) in CH_2Cl_2 (1 mL), to give an orange solution which was stirred at 50 °C for 2h. After cooling to room temperature, $\text{NaBAr}_F\text{x}3\text{H}_2\text{O}$ (122 mg, 1.3 mmol) was added and the resulting red-orange mixture was stirred overnight. Then H_2O (2 mL) was added and the mixture stirred for a further 30 min. The organic solvent was removed, the water phase extracted with CH_2Cl_2 (2 \times 3 mL) and the collected organic solution dried over MgSO_4 . The solvent was removed under vacuum at room temperature to give a brownish-red solid. The crude product was purified under N_2 by flash chromatography on silica

gel using Et₂O and CH₂Cl₂ as eluents (gradient mixture, CH₂Cl₂ previously stirred over basic aluminum oxide for 30 min) and the oily solid obtained was washed with pentane to yield a red-orange solid (35 mg, 21%). The ESI-MS showed the expected signal group of complex **4f** at *m/z* 756 (61%; ¹⁹¹Ir), 757 (24%), 758 (100%; ¹⁹³Ir), 759 (38%) and 760 (8%); no other peaks with intensities >3% were detected.

Acknowledgements

This work was supported by the Swedish Research Council and the Swiss National Science Foundation.

References

1. Pfaltz, A.; Blankenstein, J.; Hilgraf, R.; Hörmann, E.; McIntyre, S.; Menges, F.; Schönleber, M.; Smidt, S. P.; Wüstenberg, B.; Zimmermann, N. *Adv. Synth. Catal.* **2003**, *345*, 33. (b) Cui, X.; Burgess, K. *Chem. Rev.* **2005**, *105*, 3272. (c) Källström, K.; Munslow, I.; Andersson, P. G. *Chem. Eur. J.* **2006**, *12*, 3194. (d) Roseblade, S. J.; Pfaltz, A. *Acc. Chem. Res.* **2007**, *40*, 1402.
2. Drury III, W. J.; Zimmermann, N.; Keenan, M.; Hayashi, M.; Kaiser, S.; Goddard, R.; Pfaltz, A. *Angew. Chem. Int. Ed.* **2004**, *43*, 70. (b) Bell, S.; Wüstenberg, B.; Kaiser, S.; Menges, F.; Netscher, T.; Pfaltz, A. *Science* **2006**, *311*, 642. (c) Wang, A.; Wüstenberg, B.; Pfaltz, A. *Angew. Chem. Int. Ed.* **2008**, *47*, 2298.
3. Kaiser, S.; Smidt, S. P.; Pfaltz, A. *Angew. Chem. Int. Ed.* **2006**, *45*, 5194.
4. Uenishi, J.; Hamada, M. *Synthesis* **2002**, 625.
5. For the kinetic resolution of pyridyl alcohols using Cu(II)-bisoxazoline acylation catalysts, see: Mazet, C.; Roseblade, S.; Köhler, V.; Pfaltz, A. *Org. Lett.* **2006**, *9*, 1879.
6. Bolm, C.; Ewald, M.; Felder, M.; Schlingloff, G. *Chem. Ber.* **1992**, *125*, 1169.
7. (a) Ohkuma, T.; Koizumi, M.; Makatao, Y.; Noyori, R. *Org. Lett.* **2000**, *2*, 1749. (b) Okano, K.; Murata, K.; Ikariya, T. *Tetrahedron Lett.* **2000**, *41*, 9277. (c) Lipshutz, B.; Lower, A.; Noson, K. *Org. Lett.* **2002**, *4*, 4045. (d) Corey, E. J.; Helal, C. J. *Tetrahedron Lett.* **1996**, *37*, 5675.
8. Adolfsson, H.; Nordström, K.; Wärnmark, K.; Moberg, C. *Tetrahedron: Asymmetry* **1996**, *7*, 1967.
9. Rahm, F.; Stranne, R.; Bremberg, U.; Nordström, K.; Cernerud, M.; Macedo, E.; Moberg, C. *J. Chem. Soc., Perkin Trans. 1* **2000**, 1983.
10. Correction of the determination of absolute stereochemistry of the pyridine alcohols: Cunningham, D.; Gallagher, E. T.; Grayson, D. H.; McArdle, P. J.; Storey, C. B.; Wilcock, D. J. *J. Chem. Soc., Perkin Trans. 1* **2002**, 2692.

11. Rahm, F.; Fischer, A.; Moberg, C. *Eur. J. Org. Chem.* **2003**, 4205.
12. Zalubovskis, R.; Fjellander, E.; Szabo, Z.; Moberg, C. *Eur. J. Org. Chem.* **2007**, 108.
13. Lightfoot, A.; Schnider, P.; Pfaltz, A. *Angew. Chem. Int. Ed.* **1998**, 37 2897.