

## Solvent free Lewis acid catalyzed vinylogous condensation

Gitalee Bhattacharjya, Sarit. S. Agasti, and Gurunath Ramanathan\*

*Department of Chemistry, Indian Institute of Technology, Kanpur – 208 016, India*

*E-mail: [gurunath@iitk.ac.in](mailto:gurunath@iitk.ac.in)*

---

### Abstract

(4Z)-4-(4-Methoxybenzylidene)-2-((E)-4-methoxystyryl)-1-phenyl-1,4-dihydro-5H-imidazolin-5-one and its analogues were synthesized via carbon–carbon bond formation in the presence of a variety of Lewis acids under essentially solvent free conditions. ZnCl<sub>2</sub> was used as the prototype catalyst in these studies. Several other Lewis acids were also tested in this synthesis with AlCl<sub>3</sub> giving very good yields. Protic acids also catalyzed the reaction albeit at much higher mole percents. All 2-methyl substituted imidazolin-5-one starting materials resulted in the formation of the  $\pi$ -conjugated product on reaction with aromatic aldehydes. The mechanism of this reaction has also been elucidated.

**Keywords:** Vinylogous condensation, Lewis acid, catalyst, solvent-free, imidazolin-5-ones,  $\pi$ -conjugated systems

---

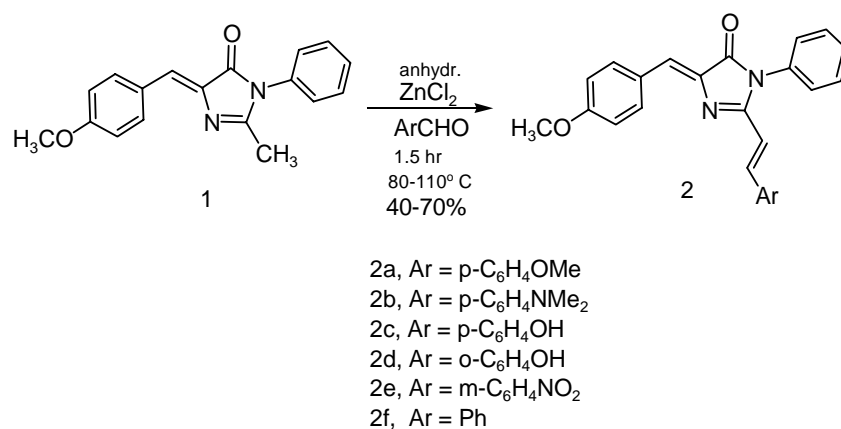
### Introduction

Condensation reactions are used in organic synthesis and biochemical systems as a synthetic route leading to new carbon–carbon bonds.<sup>1,2</sup> In this context, the vinylogous reactions play an important part.<sup>3</sup> More vividly, among vinylogous reactions, the aldol addition reaction has attracted considerable interest over the years as a popular tool for the construction of new carbon-carbon bonds.<sup>4,5,6</sup> In this class of reactions, the best studied reaction involves the addition of silyl enol ethers to carbonyl compounds in the presence of Lewis bases<sup>7</sup> and Lewis acids<sup>8</sup> as catalyst (Mukaiyama aldol condensation).<sup>4,9</sup> A few other aldol condensations catalyzed by Brønsted bases as well as Lewis acids, to form a metal enolate *in situ* have also been reported recently in the literature.<sup>10</sup> Several attempts have resulted in the successful enhancement of the yields of the reaction by changing reaction conditions (such as aqueous medium).<sup>5,11</sup>

An active methyl or methylene group on aldehydes appears to be an essential precursor for these reactions to proceed.<sup>12,13</sup> In this, the initial step is the formation of a carbanion, by the action of a base. It is then followed by condensation in the presence of a Brønsted base or Lewis acid to form the new carbon-carbon bond, *i.e.* the condensation product.<sup>13</sup> Direct condensation in

the presence of a Lewis acid or base has also been observed over the years.<sup>5</sup> But in this context, the results were appreciable only in the presence of a highly acidic methyl or methylene group which will initiate the condensation reaction via carbanion formation.<sup>5</sup>

Organic reactions under solvent-free<sup>14</sup> conditions have also increasingly attracted chemist's interest particularly from the viewpoint of green chemistry. We report here the isolation of a series of imidazolin-5-ones (Scheme 1) with a  $\pi$ -conjugated system from (4Z)-4-(4-methoxybenzylidene)-2-methyl-1-phenyl-1,4-dihydro-5H-imidazolin-5-one **1**<sup>15,16</sup> and a variety of aromatic aldehydes in the presence of Lewis acid catalysts under solvent free conditions. (4Z)-4-(4-methoxybenzylidene)-2-((E)-4-methoxystyryl)-1-phenyl-1,4-dihydro-5H-imidazolin-5-one **2a** was the first compound to be synthesized in this series.



**Scheme 1**

## Results and Discussion

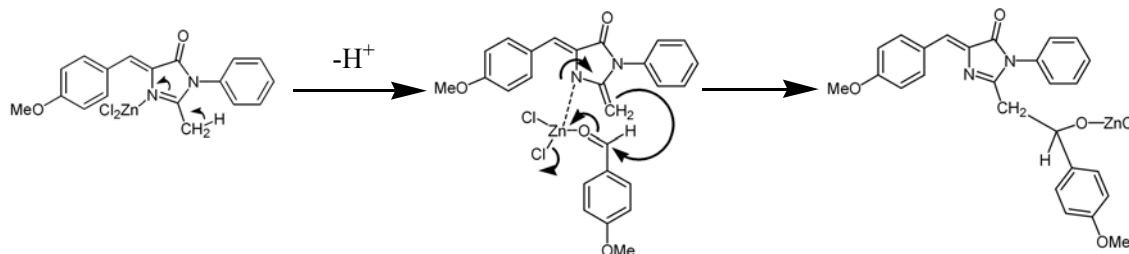
The starting material **1** for this reaction was synthesized from its corresponding oxazolone following the reported procedure.<sup>15,17</sup> When the imidazolin-5-one **1** was reacted with *p*-anisaldehyde in a fusion reaction in the presence of a mild Lewis acid ZnCl<sub>2</sub>, work up and column chromatography of the reaction mixture yielded an orange product in 50-55% yield, which was characterized as (4Z)-4-(4-methoxybenzylidene)-2-((E)-4-methoxystyryl)-1-phenyl-1,4-dihydro-5H-imidazolin-5-one **2a**.

The reaction was carried out under anhydrous conditions. The reason for this is that the presence of even a small amount of water hinders the reaction as most Lewis acids react immediately with water rather than the substrates, and decompose or deactivate.<sup>13</sup>

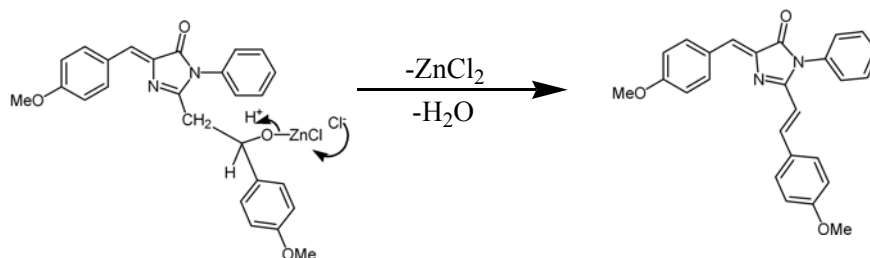
The mechanism of this reaction is proposed to be a Lewis acid catalyzed vinylogous condensation. A methyl substituent is weakly acidic to initiate the condensation reaction in the absence of a base. But in compound **1**, the orientation of bonds facilitates the delocalization of electrons within the benzylidene-imidazolinone ring system, making the methyl substituent

more acidic. This delocalization of electrons provides a partial double bond character to the methyl substituent, thereby creating the stage for the initiation of the reaction. The Lewis acid first activates the non-substituted nitrogen atom in the imidazolinone ring and then activates the aldehyde via the formation of a six-membered cyclic transition state. This in turn facilitates the formation of a new carbon-carbon double bond with the elimination of water. The mechanism of this typical reaction is shown in Scheme 2.

### Step 1



### Step 2

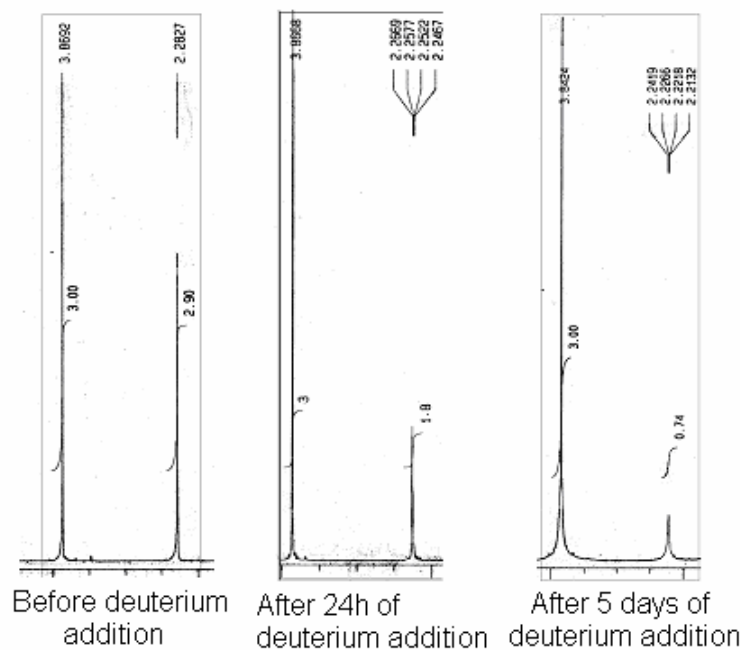


## Scheme 2

The prediction of the formation of a double bond character of the methyl substituent was further verified by deuterium exchange on **1**.  $^1\text{H}$  NMR (400 MHz) studies on **1** in a mixture of  $\text{CDCl}_3$  and  $\text{D}_2\text{O}$  showed a loss of proton from the methyl substituent as measured by the integration values (figure 1). An upfield chemical shift was also observed on deuterium exchange on **1**. This together with the  $\text{C}=\text{O}\cdots\text{C}$  interaction previously reported by us<sup>16</sup> proved that the methyl substituent is acidic enough to initiate this reaction.

This vinylogous condensation reaction was tried with various other starting materials such as (4Z)-4-(4-bromobenzylidene)-2-methyl-1-phenyl-1,4-dihydro-5H-imidazolin-5-one, (4Z)-4-(2-methoxybenzylidene)-2-methyl-1-phenyl-1,4-dihydro-5H-imidazolin-5-one, (4Z)-4-(2-chlorobenzylidene)-2-methyl-1-phenyl-1,4-dihydro-5H-imidazolin-5-one, (4Z)-4-(4-cyanobenzylidene)-2-methyl-1-phenyl-1,4-dihydro-5H-imidazolin-5-one and (4Z)-4-benzylidene-2-methyl-1-phenyl-1,4-dihydro-5H-imidazolin-5-one. All of these starting materials showed the formation of the product with different aldehydes and under Lewis acid catalyzed conditions. The reaction was further probed under different Lewis acid catalyzed conditions. In

compound **1**, the methoxy group in the benzylidene ring, in the para position acts as a good electron donor. This enables the delocalization of electrons throughout the molecule in the correct way to initiate the reaction, thereby, proving to be a suitable substrate to undergo further condensation reactions with an appreciable yield. On the contrary, electron withdrawing groups such as a cyano group instead of a methoxy group also allowed the reaction to proceed under the same reaction conditions, but with very low yields (15-20%).



**Figure 1.**  $^1\text{H}$  NMR spectra of compound **1** before and after deuterium exchange. The ratio of the integration value of methyl protons before deuterium exchange is 2.90 and after 24h of deuterium exchange is 1.8 indicating the loss of a proton on deuterium exchange. After 5 days two protons get exchanged and eventually with time all the protons get exchanged.


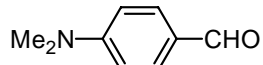
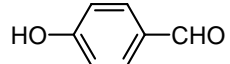
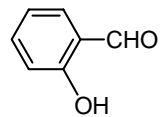
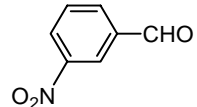
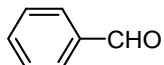
We have studied the reaction of compound **1** and various other aldehydes using  $\text{ZnCl}_2$  as catalyst at a temperature range between 80-110°C (scheme 1). The results are summarized in Table 1.

From Table 1 it can be concluded that the reaction of compound **1** with *p*-anisaldehyde and *p*-dimethylaminobenzaldehyde yielded product **2a** and **2b** with a yield of 55%. The yield of compound **2c** seems to be less than **2a** and **2b** due to the less electron donating character of *p*-hydroxybenzaldehyde than *p*-anisaldehyde and *p*-dimethylaminobenzaldehyde. Further, due to steric hindrance in *o*-hydroxybenzaldehyde, the yield of **2d** was reduced to 45%. In case of compound **2e**, the presence of an electron-withdrawing nitro group has also reduced its yield to 45%. On the contrary, benzaldehyde proved to be promising yielding compound **2f** with a higher

yield of 70%. The absence of any substituent in benzaldehyde acts as a driving force for the stabilization of the  $\pi$ -conjugated system, thereby forming compound **2f** in appreciable yield.

In our study reported here, we have tried different reaction conditions (Table 2), with  $\text{ZnCl}_2$  as Lewis acid and observed similar product yields.

**Table 1.** Comparative study of **1** with different aldehydes

S. No	Aldehyde Used	Isolated yield of Product <sup>a</sup>	m.p (°C)
<b>1</b>		<b>55%</b>	<b>123-124</b>
<b>2</b>		<b>55%</b>	<b>147-148</b>
<b>3</b>		<b>50%</b>	<b>192-193</b>
<b>4</b>		<b>45%</b>	<b>142-143</b>
<b>5</b>		<b>45%</b>	<b>165-166</b>
<b>6</b>		<b>70%</b>	<b>143-144</b>

<sup>a</sup> Reaction performed 3-5 times (average yield shown)

**Table 2.** Comparative study under different reaction conditions with  $\text{ZnCl}_2$  as Lewis acid

S. No	Lewis acids used	Conditions	Amount used in Mole %	Isolated Product Yield (%) <sup>a</sup>
<b>1</b>	$\text{ZnCl}_2$	Solvents* (2-3 h)	10	55
<b>2</b>	$\text{ZnCl}_2$	Microwave (15-20 min)	10	55
<b>3</b>	$\text{ZnCl}_2$	Without solvents (1.5h)	10	55

<sup>a</sup> Reaction performed 3-5 times (average yield shown)

We also tried other Lewis acids, both mild and strong ones compared to  $\text{ZnCl}_2$  and measured the yields under the same reaction conditions. For these studies, compound **1** and *p*-anisaldehyde were used, as the starting materials and the resultant product was compound **2a**. The results are compiled in Table 3.

**Table 3.** Comparative study under different acidic condition

S. No	Lewis acids used	Amount used in mole %	Isolated product yield (%) <sup>a</sup>
<b>1</b>	$\text{ZnCl}_2$	1	75
		10	55
		100	55
<b>2</b>	$\text{MgCl}_2$	10	40
<b>3</b>	$\text{Cu}(\text{OTf})_2$	10	35
<b>4</b>	$\text{AlCl}_3$	10	75
<b>5</b>	$\text{BF}_3 \cdot \text{OEt}_2$	10	55
<b>6</b>	Conc HCl	99	80
<b>7</b>	Acidic Alumina	10	55
<b>8</b>	Without acid/ base	-	No reaction

<sup>a</sup> Reaction performed 3-5 times (average yield shown)

It has been observed that in presence of milder Lewis acids with respect to zinc chloride such as anhydrous copper triflate and anhydrous magnesium chloride, product **2a** was obtained with comparatively lower yield. With  $\text{BF}_3 \cdot \text{OEt}_2$  as the Lewis acid catalyst, the yield has increased to ~ 50%, which is almost similar to  $\text{ZnCl}_2$ . On the other hand with a strong Lewis acid such as aluminum chloride the yield of compound **2a** was considerably increased to 75%.  $\text{AlCl}_3$ , being a strong Lewis acid, activates the C=O group to a greater extent resulting in a promising yield of **2a**. Further, protic acids also resulted in appreciable yields albeit at a higher mole percent of the catalyst. In the absence of acid or base, no product was formed. Moreover, lower mole % of the Lewis acid resulted in a much higher yield as observed from table 3.

## Conclusions

In summary, the Lewis acid catalyzed vinylogous condensation of methyl substituted imidazolin-5-ones proves to be a highly effective method for the formation of  $\pi$ -conjugated heterocyclic systems.<sup>12</sup> To the best of our knowledge, the synthesis of several of these compounds is being reported for the first time. Studies with different Lewis acids conclusively show that stronger Lewis acids like aluminum chloride provide excellent yields. We have also aimed at using these

$\pi$ - conjugated products in organic semiconducting diodes<sup>18,19</sup> which is a recent field of research interest.

## Experimental Section

**General Procedures.** Melting points were determined on a JSGW apparatus. The purity of the compounds was checked by TLC (chloroform /petroleum ether, 4:1). The IR spectra were recorded on a BRUKER, VECTOR 22 FTIR system, (0.5 mm KBr cells at concentrations (<0.5mg ml<sup>-1</sup>)). <sup>1</sup>H NMR spectra were recorded on a Jeol LA-400 (400 MHz) NMR spectrometer in solution of CDCl<sub>3</sub> using tetramethylsilane (TMS) as internal standard. The electrospray mass spectrum was recorded in CDRI Lucknow on a MICROMASS QUATTRO II triple quadrupole mass spectrometer. The sample (dissolved in methanol) was introduced into the ESI source through a syringe pump. The ESI capillary was set at 3.5KV and the core voltage was 40V. C,H,N & O data analysis was provided by SAIF, CDRI Lucknow.

**General procedure for the preparation of compounds 2a-f.** (4Z)-4-(4-Methoxybenzylidene)-2-methyl-1-phenyl-1,4-dihydro-5H-imidazolin-5-one **1** (0.1g, 0.34mmol), freshly distilled aromatic aldehyde (0.05mL, 0.41mmol) and anhydrous zinc chloride (0.005g, 0.034mmol) was fused at 80-110° C for 1.5 hours. The brown colored reaction mixture was extracted with EtOAc, after workup with water and then purified by column chromatography to yield an orange crystalline product with a solvent system of 10% ethyl acetate in petroleum ether.

**(4Z)-4-(4-Methoxybenzylidene)-2-((E)-4-methoxystyryl)-1-phenyl-1,4-dihydro-5H-imidazolin-5-one (2a).** Isolated yield 55%; m.p 123°-124°C; R<sub>f</sub> 0.5 (80% CHCl<sub>3</sub>-Petroleum ether); IR (KBr): 3433, 3069, 2922, 2853, 1707, 1627, 1600, 1512, 1373, 1259, 1169, 1026 cm<sup>-1</sup>; <sup>1</sup>H NMR (400 MHz, CDCl<sub>3</sub>):  $\delta$  3.74 (s, 3H, OCH<sub>3</sub>), 3.80 (s, 3H, OCH<sub>3</sub>), 6.37-6.40 (d, *J* = 15.6 Hz, 1H, =CHAr), 6.78-6.80 (d, *J* = 8.04 Hz, 2H, ArH), 6.92-6.93 (d, *J* = 8.28 Hz, 2H, ArH), 7.18 (s, 1H, =CHAr), 7.24-7.26 (d, *J* = 7.88 Hz, 2H, ArH), 7.34-7.47 (m, 5H, ArH), 7.88-7.92 (d, *J* = 15.8 Hz, 1H, =CHAr), 8.18-8.20 (d, *J* = 8.28 Hz, 2H, ArH). <sup>13</sup>C NMR (400MHz, CDCl<sub>3</sub>): . 55.31, 111.11, 114.31, 127.24, 127.50, 127.66, 128.55, 129.56, 133.45, 134.25, 136.97, 140.28, 157.92, 161.27, 169.99; ESIMS (*m/z*, %): 411(M+ 1, 100). Anal. Calcd for C<sub>26</sub>H<sub>22</sub>N<sub>2</sub>O<sub>3</sub>: C, 76.10; H, 5.41; N, 6.83; O, 11.70. Found: C, 76.11; H, 5.43; N, 6.93; O, 11.57

**(4Z)-4-(4-Methoxybenzylidene)-2-((E)-4-N,N-dimethylaminostyryl)-1-phenyl-1,4-dihydro-5H-imidazolin-5-one (2b).** Orange product; Isolated yield 55%; m.p 147°-148°C; R<sub>f</sub> 0.5 (80% CHCl<sub>3</sub>-Petroleum ether); IR (KBr): 3433, 3069, 2956, 2923, 2853, 2367, 1706, 1627, 1599, 1526, 1504, 1362, 1304, 1257, 1162, 1029 cm<sup>-1</sup>; <sup>1</sup>H NMR (400 MHz, CDCl<sub>3</sub>):  $\delta$  2.99 (s, 6H, CH<sub>3</sub>), 3.86 (s, 3H, OCH<sub>3</sub>), 6.31-6.35 (d, *J* = 15.8 Hz, 1H, =CHAr), 6.60-6.63 (d, *J* = 8.8 Hz, 2H, ArH), 6.97-6.99 (d, *J* = 8.8 Hz, 2H, ArH), 7.24 (s, 1H, =CHAr), 7.30-7.32 (d, *J* = 8.8 Hz, 2H, ArH), 7.35-7.53 (m, 5H, ArH), 7.94-7.98 (d, *J* = 15.8 Hz, 1H, =CHAr), 8.24-8.26 (d, *J* = 8.8 Hz, 2H, ArH). <sup>13</sup>C NMR (400MHz, CDCl<sub>3</sub>):  $\delta$  42.15, 55.31, 111.11, 114.31, 127.24, 127.50,

127.66, 128.55, 129.56, 133.45, 134.25, 136.97, 140.28, 157.92, 161.27, 169.99; ESIMS ( $m/z$ , %): 424(M+1,100).

**(4Z)-4-(4-Methoxybenzylidene)-2-((E)-4-hydroxystyryl)-1-phenyl-1,4-dihydro-5H-imidazolin-5-one (2c).** Orange product; Isolated yield 50%; m.p 192°-193°C;  $R_f$  0.5 (80% CHCl<sub>3</sub>-Petroleum ether); IR (KBr): 3430, 3300, 3069, 2922, 2853, 1692, 1627, 1599, 1511, 1383, , 1257, 1165, 1028 cm<sup>-1</sup>; <sup>1</sup>H NMR (400 MHz, CDCl<sub>3</sub>):  $\delta$  3.89 (s, 3H, OCH<sub>3</sub>), 5.14 (s, 1H, OH), 6.43-6.47 (d,  $J$  = 15.8 Hz, 1H, =CHAr), 6.80-6.82 (d,  $J$  = 8.5 Hz, 2H, ArH), 6.99-7.01 (d,  $J$  = 8.8 Hz, 2H, ArH), 7.20 (s, 1H, =CHAr), 7.31-7.33 (d,  $J$  = 8.4 Hz, 2H, ArH), 7.38-7.54 (m, 5H, ArH), 7.94-7.98 (d,  $J$  = 15.8 Hz, 1H, =CHAr), 8.25-8.27 (d,  $J$  = 8.8 Hz, 2H, ArH). <sup>13</sup>C NMR (400MHz, CDCl<sub>3</sub>):  $\delta$  55.44, 111.11, 114.31, 116.19, 119.01, 124.46, 127.50, 127.66, 128.55, 129.56, 130.41, 133.45, 134.25, 136.97, 140.28, 157.92, 161.27, 174.11, 207.25; ESIMS ( $m/z$ ,%): 397(M+1,100).

**(4Z)-4-(4-Methoxybenzylidene)-2-((E)-2-hydroxystyryl)-1-phenyl-1,4-dihydro-5H-imidazolin-5-one (2d).** Orange product; Isolated yield 45%; m.p 142°-143°C;  $R_f$  0.5 (80% CHCl<sub>3</sub>-Petroleum ether); IR (KBr): 3420, 3345, 3069, 2920, 2853, 1692, 1627, 1599, 1511, 1383, , 1257, 1165, 1028 cm<sup>-1</sup>; <sup>1</sup>H NMR (400 MHz, CDCl<sub>3</sub>):  $\delta$  3.88 (s, 3H, OCH<sub>3</sub>), 5.70 (s, 1H, OH), 6.74-6.78 (d,  $J$  = 16.1 Hz, 1H, =CHAr), 6.89 (t, 1H, ArH), 6.99-7.01 (d,  $J$  = 8.6 Hz, 2H, ArH), 7.18 (s, 1H, =CHAr), 7.31-7.33 (d,  $J$  = 8.4 Hz, 2H, ArH), 7.31-7.37 (m, 3H, ArH), 7.39-7.53 (m, 5H, ArH), 8.11-8.15 (d,  $J$  = 16.0 Hz, 1H, =CHAr), 8.25-8.27 (d,  $J$  = 8.8 Hz, 2H, ArH). <sup>13</sup>C NMR (400MHz, CDCl<sub>3</sub>):  $\delta$  55.39, 112.02, 113.05, 114.50, 116.66, 119.88, 122.52, 127.14, 127.53, 128.24, 128.49, 128.80, 129.73, 131.48, 133.18, 134.42, 137.74, 155.79, 158.76, 161.64, 169.66; ESIMS ( $m/z$ , %): 397 (M+ 1, 100).

**(4Z)-4-(4-Methoxybenzylidene)-2-((E)-3-nitrostyryl)-1-phenyl-1,4-dihydro-5H-imidazolin-5-one (2e).** Orange product; Isolated yield 45%; m.p 165°-166°C;  $R_f$  0.5 (80% CHCl<sub>3</sub>-Petroleum ether); IR (KBr): 3420, 3071, 2924, 2853, 1711, 1630, 1599, 1532, 1505, 1457, 1389, 1308, 1259, 1166, 1080, 1025 cm<sup>-1</sup>; <sup>1</sup>H NMR (400 MHz, CDCl<sub>3</sub>):  $\delta$  3.88 (s, 3H, OCH<sub>3</sub>), 6.71-6.75 (d,  $J$  = 15.8 Hz, 1H, =CHAr), 7.04-7.02 (d,  $J$  = 9.0 Hz, 2H, ArH), 7.29 (s, 1H, =CHAr), 7.32-7.35 (d,  $J$  = 8.8 Hz, 1H, ArH), 7.48-7.59 (m, 5H, ArH), 7.78-7.80 (d,  $J$  = 7.8 Hz, 1H, ArH) 8.00-8.04 (d,  $J$  = 15.9 Hz, 1H, =CHAr), 8.18-8.20 (dd,  $J$  = 8.0 Hz, 1H, ArH) 8.27-8.29 (d,  $J$  = 8.9 Hz, 2H, ArH), 8.31 (s, 1H, ArH);. <sup>13</sup>C NMR (400MHz, CDCl<sub>3</sub>):  $\delta$  55.43, 114.50, 116.75, 119.88, 122.39, 123.94, 124.14, 124.44, 127.39, 128.94, 129.47, 129.85, 133.20, 134.69, 136.58, 136.89, 137.39, 148.66, 156.66, 161.81, 169.66; ESIMS( $m/z$ ,%):426(M+1,100). Anal. Calcd for C<sub>25</sub>H<sub>19</sub>N<sub>3</sub>O<sub>4</sub>: C, 70.58; H, 4.50; N, 9.88; O, 15.04. Found: C, 70.51; H, 4.43; N, 9.82; O, 15.24.

**(4Z)-4-(4-Methoxybenzylidene)-2-((E)-styryl)-1-phenyl-1,4-dihydro-5H-imidazolin-5-one (2f).** Orange product; Isolated yield 70%; m.p 143°-144°C;  $R_f$  0.5 (80% CHCl<sub>3</sub>-Petroleum ether); IR (KBr): 3433, 3069, 2922, 2853, 1707, 1627, 1601, 1501, 1378, 1305, 1261,1166, 1026 cm<sup>-1</sup>; <sup>1</sup>H NMR (400 MHz, CDCl<sub>3</sub>):  $\delta$  3.89 (s, 3H, OCH<sub>3</sub>), 6.59-6.63 (d,  $J$  = 15.8 Hz, 1H, =CHAr), 7.00-7.02 (d,  $J$  = 8.8 Hz, 2H, ArH), 7.24 (s, 1H, =CHAr), 7.34-7.36 (m, 5H, ArH), 7.47-7.57 (m, 5H, ArH), 7.98-8.02 (d,  $J$  = 15.8 Hz, 1H, =CHAr), 8.27-8.29 (d,  $J$  = 8.8 Hz, 2H, ArH). <sup>13</sup>C NMR (400MHz, CDCl<sub>3</sub>):  $\delta$  55.38, 113.66, 114.40, 127.49, 127.53, 127.92, 128.17,



128.67, 129.14, 129.65, 130.05, 133.38, 134.45, 135.16, 136.68, 140.68, 157.59, 161.50, 169.85; ESIMS ( $m/z$ , %): 381(M+ 1, 100). Anal. Calcd for C<sub>25</sub>H<sub>20</sub>N<sub>2</sub>O<sub>2</sub>: C, 78.93; H, 5.30; N, 7.36; O, 8.41. Found: C, 78.85; H, 5.30; N, 7.30; O, 8.55.

## Acknowledgements

RG thanks CSIR and ISRO for financial support. GB thanks CSIR for a Senior Research Fellowship. The Authors also thank RSIC in CDRI Lucknow and IIT Kanpur for spectral data.

## References

1. Daley, R. F.; Daley, S. J. In *Organic Chemistry*, Daley & Daley, 2001, Ch. 20, p 1046. (b) Trost, B. M.; Fleming, I.; Heathcock, C. H. In *Comprehensive Organic synthesis*, Pergamon, Oxford, 1991, Vol 2.
2. Palomo, C.; Oiarbide, M.; Garcia, J. M. *Chem. Eur. J.* **2002**, *8*, 36.
3. (a) Casiraghi, G.; Zanardi, F.; Appendino, G.; Rassa, G. *Chem. Rev.* **2000**, *100*, 1929. (b) Casiraghi, G.; Zanardi, F.; Rassa, G. *Pure Appl. Chem.* **2000**, *72*, 1645.
4. Fringuelli, F.; Pani, G.; Piermatti, O.; Pizzo, F. *Tetrahedron* **1994**, *50*, 11499. (b) Ballini, R.; Bosica, G. *Tetrahedron. Lett.* **1996**, *37*, 8027. (c) Ballini, R.; Bosica, G. *Eur. J. Org. Chem.* **1998**, *2*, 355.
5. Chandrasekhar, S.; Narsihmulu, Ch.; Reddy, N. R.; Sultana, S. S. *Chem. Comm.* **2004**, 2450.
6. Machajewski, T. D.; Wong, Ch.-H. *Angew. Chem. Int. Ed.* **2000**, *39*, 1352. (b) Palomo, C.; Oiarbide, M.; Garcia, J. M. *Chem. Soc. Rev.* **2004**, *33*, 65.
7. Denmark, S. E.; Stavenger, R. A. *Acc. Chem. Res.* **2000**, *33*, 432, and references cited therein. (b) Matsukawa, S.; Okano, N.; Imamoto, T. *Tetrahedron Lett.* **2000**, *41*, 103.
8. Groger, H.; Vogel, E. M.; Shibasaki, M. *Chem. Eur. J.* **4**, **1998**, 1137. (b) Nelson, S. G.; *Tetrahedron Asymmetry* **1998**, *9*, 357. (c) Chan, P. W. H.; Kamijo, S.; Yamamoto, Y.; *Synlett* **2001**, *SI*, 910.
9. Chiong, W. T.; Wong, M. W. *J. Org. Chem.* **2005**, *70(1)*, 124.
10. Onitsuka, S.; Nishino, H.; Kurosawa, K. *Tetrahedron Lett.* **2000**, *41*, 3149. (b) Corma, S.; Garcia, H.; *Chem. Rev.* **2003**, *103*, 4307. (c) Ref 7(c). (d) Periasamy, M. *Arkivoc* **2002**, *7*, 151.
11. (a) Chowdari, N. S.; Ramachary, D. B.; Barbas, C. F. III. *Synlett* **2003**, 1906. (b) Cordova, A.; Notz, W.; Barbas, C. F. III. *Chem. Commun.* **2002**, 3024. (c) Darbre, T.; Machuqueiro, M. *Chem. Commun.* **2003**, 1090. (d) Kobayashi, S.; Manabe, K. *Acc. Chem. Res.* **2002**, *35*, 209. (e) Ishikawa, S.; Hamada, T.; Manabe, K.; Kobayashi, S. *J. Am. Chem. Soc.* **2004**, *126*, 12236. (f) Pandey, R. K.; Dagade, S. P.; Upadhyay, R. K.; Dongare, M. K.; Kumar, P.

- Arkivoc* **2002**, 7, 28. (g) Liu, G-H; Fan, Q-H; Yang, X-Q; Chen, X-M. *Arkivoc* **2003**, 2, 123.
12. Pascal, L.; Eynde, J. J. V.; Haverbeke, Y. V.; Dubois, P. *Letters in Organic Chemistry* **2004**, 112. (b) House, H. O. In *Modern Synthetic Reactions*, 2nd Edn., Benjamin, W.A, Inc. : Menlo Park, California, 1972.
13. March, J. In *Advanced Organic Chemistry*, 4th Edn, Wiley, 1992.
14. Tanaka, K.; Toda, F. *Chem. Rev.* **2000**, 100, 1025. (b) Loupy, A. *Top. Curr. Chem.* **2000**, 206, 153. (c) Zahouily, M; Mezdar, A; Elmakssoudi, A; Mounir, B; Rayadh, A; Sebti, S; Lazrek, H. B. *Arkivoc* **2006**, 2, 31.
15. Badr, M. Z.; El-Sherief, H. A. H.; Tadros, M.E. *Bull. Chem. Soc. Jpn.* **1982**, 55, 2267.
16. Bhattacharjya, G.; Savitha, G.; Ramanathan, G. *Cryst. Eng. Comm.* **2004**, 6, 233.
17. *Vogel's Textbook of Practical Organic Chemistry*, 5<sup>th</sup> Edn., ELBS Longman Singapore Publishers Pvt. Ltd. 1996.
18. Roncali, J. *Annu. Rep. Prog. Chem. Sect. C* **1999**, 95, 47.
19. Grätzel, M. *Journal of Photochemistry and Photobiology C: Photochemistry Reviews* **2003**, 4, 145.