

***p*-TsOH catalysed KSF solid supported Michael addition with substituted isoxazoles and their reductive cyclisation to isoxazolo[4,5-*b*]azepines**

E. Rajanarendar*, P. Ramesh, E. Kalyan Rao, G. Mohan, and M. Srinivas

Department of Chemistry, Kakatiya University, Warangal – 506 001 (A.P.), India

E-mail: eligeti_rajan@yahoo.co.in

Abstract

The Michael addition of substituted isoxazoles to substituted chalcones and 1,3-dicarbonyl compounds in presence of *p*-toluenesulfonic acid catalyst supported on KSF-clay proceed very efficiently and furnished the Michael adducts in excellent yields. The Michael adducts underwent reductive cyclization on treatment with SnCl₂-MeOH to afford substituted isoxazolo[4,5-*b*]azepines in high yields.

Keywords: Isoxazole Michael adducts, *p*-TsOH-KSF solid support, reductive cyclization, isoxazolo[4,5-*b*]azepines

Introduction

Heterocycles play a vital role in pharmacological, agricultural and synthetic fields. Consequently, the development of methodologies useful for the assembly of molecules containing heterocyclic templates continues to attract the attention of both the academic and industrial communities. The investigation of the chemistry of azepines has been, and continues to be, a particularly active area of heterocyclic chemistry¹.

Azepine derivatives have been found to be associated with diverse pharmacological activities such as anti-epileptic activity², antiviral activity³, anticancer activity⁴, antiinsecticidal activity⁵, vasopressin (AVP) antagonist activity⁶ and isoxazoloazepines are employed as AMPA receptors⁷. Similarly isoxazole nucleus can also be frequently recognized in the structure of numerous naturally occurring compounds and synthetic compounds with interesting biological and pharmacological properties⁸. Prompted by these observations and in continuation of our interest in designing the synthesis of biologically active fused heterocycles⁹, we herein report the synthesis of isoxazoloazepines bearing an additional heterocyclic substituent via Michael addition on (to) isoxazole substituents.

The Michael addition reaction is widely recognized as one of the most important carbon-carbon bond forming reactions in organic synthesis and it can generally be carried out with a strong base¹⁰. However, the base catalysed method sometimes suffers from disadvantages of incompatibility with base-sensitive functionality and the occurrence of other side reactions, such as autocondensations and retro-Michael type decompositions. When we carried out the Michael addition on isoxazole derivatives in presence of Et₃N¹¹, the reaction required long heating periods and the product yields were only moderate and unwanted side products were formed¹². To circumvent such problems, considerable attention has recently been focused on the use of phase transfer catalysts¹³, transition metal complexes¹³, Lanthanides¹⁴, alumina and clay supported catalysts¹⁵ and Lewis acid catalysts such as BF₃.Et₂O^{16a}, Yb(OTf)₃^{16b}, Bi(OTf)₃^{16c}, ZrCl₄^{16d} and trifluoromethane sulfonic acid¹⁷ in Michael additions.

Although these methods are suitable for certain synthetic applications, many of these procedures are associated with one (or more) disadvantages such as expensive or toxic reagents, long reactions time, tedious workup and low yields. Thus, development of new methods using cheap and commercially available less toxic reagents to afford high yields of products in short reaction times are important.

Results and Discussion

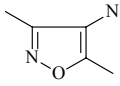
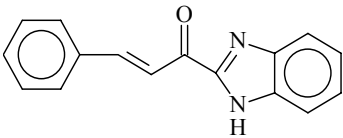
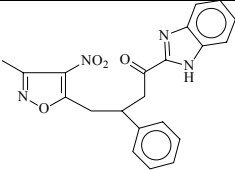

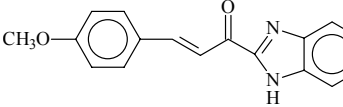
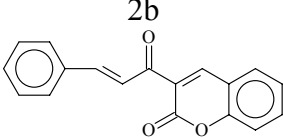

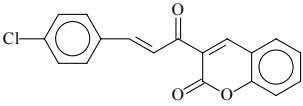
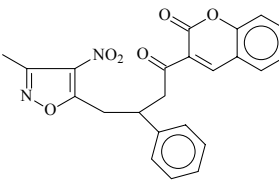

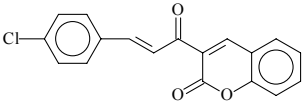
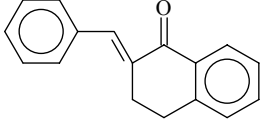

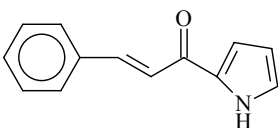
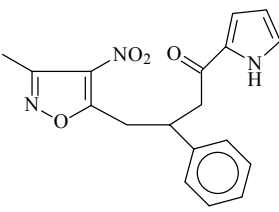

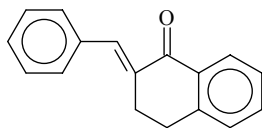
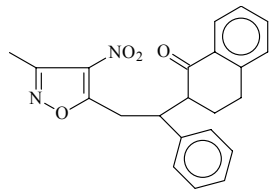
In a sequel to our work¹⁸ for the development of new methods of Michael addition reactions, we describe a mild and efficient protocol for the addition of 3,5-dimethyl-4-nitroisoxazoles¹⁹ to α,β -unsaturated ketones and addition of 1,3-dicarbonyls to 3-methyl-4-nitro-5-styrylisoxazoles using catalytic amount of *p*-TsOH adsorbed on KSF solid support under solvent-free conditions to generate the Michael adducts very efficiently in excellent yields, in which the isoxazole serves as a Michael donor or Michael acceptor.

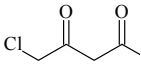
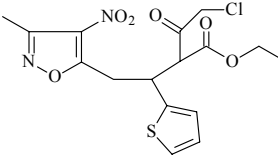
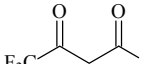
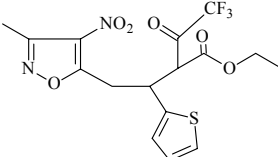
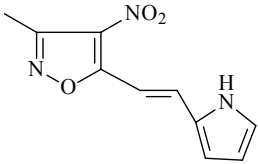
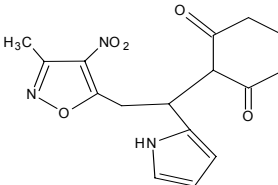
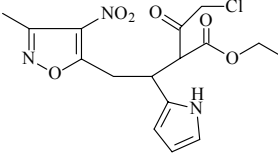
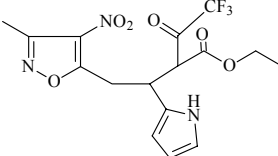
The synthesis of isoxazolo[4,5-*b*]azepines consists of two steps: 1) synthesis of Michael adducts, and 2) reductive cyclisation of Michael adducts to isoxazoloazepines.

In the first step we have studied the Michael addition of 3,5-dimethyl-4-nitroisoxazole (Michael donor) to substituted chalcones (Michael acceptor) and also the addition of 1,3-dicarbonyl compounds (Michael donor) to substituted styrylisoxazole (Michael acceptor) using 2 mol % of *p*-TsOH on KSF solid support under solvent-free conditions (Scheme-1). The reaction is very fast and to our satisfaction, the addition product was obtained in almost quantitative yield in 2 h. It seems that *p*-TsOH-KSF solid support is a much better alternative to effect the Michael reaction in terms of better yields (85%) and short reaction times (2 hr).

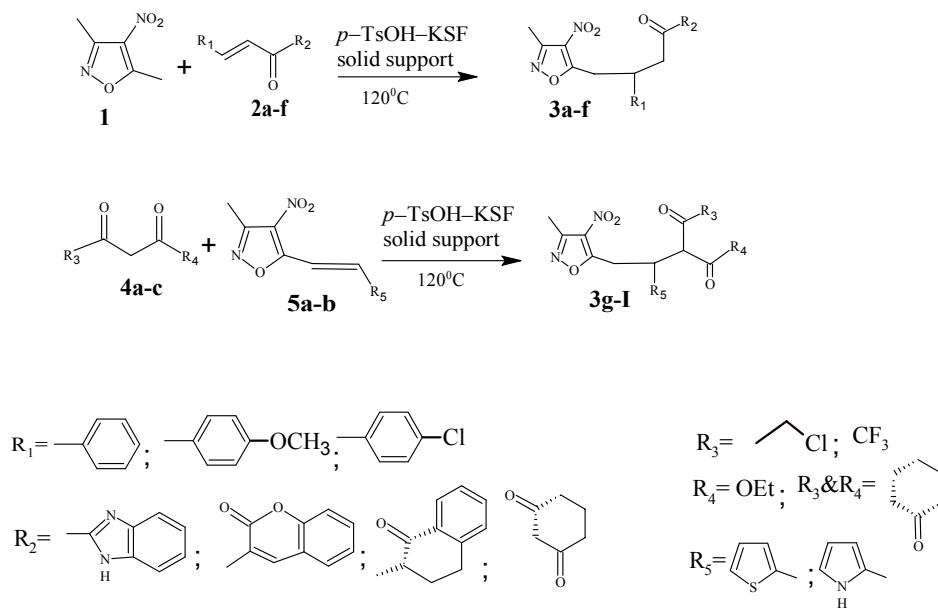
Encouraged by these results, several chalcones and aldehydes were examined under different conditions. The best results were achieved when the reactions were carried out at 120°C for 0.5 – 2 h. in presence of a catalytic amount of *p*-TsOH. The scope and generality of this transformation is illustrated with different Michael donors and acceptors and results are summarized in Table 1.

Table 1. Synthesis of isoxazolyl Michael adducts catalysed by *p*-TsOH-KSF solid support under solvent free conditions

Entr y	Michael donor	Michael acceptor	Michael adduct	Co mpd	Reactio n Time (hr)	Yiel d (%) ^a	m.p. °C
1				3a	1.0	82	162-164
	1	2a					
2				3b	0.5	89	157-158
	1	2b					
3				3c	1.0	85	184-185
	1	2c					
4				3d	1.5	90	192-194
	1	2d					
5				3e	2.0	81	145-146
	1	2e					
6				3f	1.5	75	167-169
	1	2f					

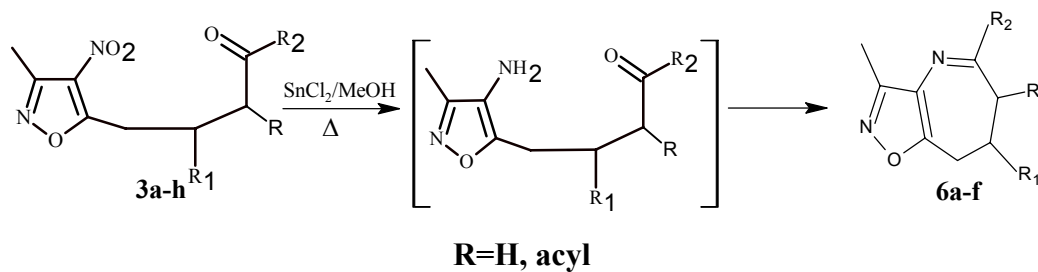
8		5a		3h	1.0	79	205-207
	4b						
9		5a		3i	0.5	92	180-182
	4c						
10	4a			3j	1.5	78	224-227
11	4b	5b		3k	2.0	73	200-202
12	4c	5b		3l	1.0	91	186-187

^a Isolated yield. All the compounds were characterized by mp, spectral (IR, ¹H NMR and Mass), and analytical data.



Scheme 1

In the subsequent step, we have performed reductive cyclisation of Michael adducts (3) to isoxazoloazepines (5). Michael adduct (3a) (1 mmol), was heated with SnCl_2 (5 mmol) in methanol (10 ml) for 4 hr to afford the corresponding isoxazoloazepine in 90% yield (Scheme 2). The process involves reduction-cyclization to give title compounds. To our satisfaction, the reductive cyclisation resulted in high yields.



Scheme 2

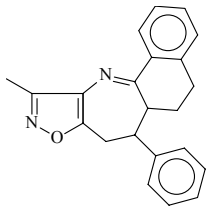
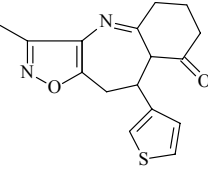
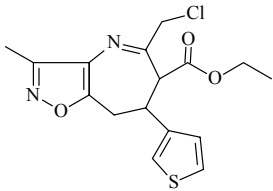
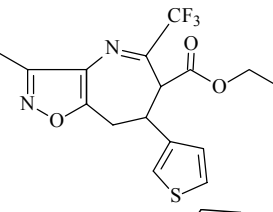
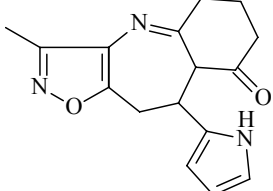
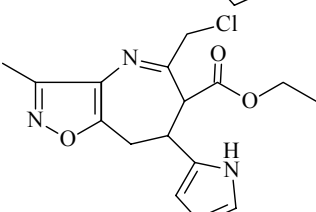
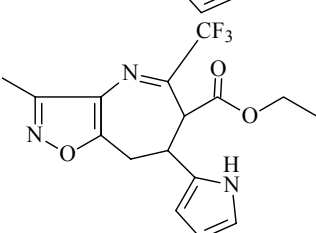
Encouraged by this result, the reductive cyclisation of all Michael adducts (Table-1) to isoxazoloazepines (6) was accomplished in 4-7 h. and in high yield (70 – 90 %) by heating in SnCl_2 / MeOH. The results are summarized in Table 2.

In conclusion, we have demonstrated the synthesis of isoxazoloazepines via Michael addition followed by reductive cyclisation. For Michael addition, we have developed a convenient and highly efficient protocol by using *p*-TsOH adsorbed on KSF solid support under solvent-free conditions with a variety of Michael donors and acceptors. We believe that the method offers considerable advantages for producing several types of Michael adducts in view of

its high efficiency, operational simplicity and convenient work-up procedure and easily accessible *p*-TsOH adsorbed on KSF solid support as the catalyst makes methodology of wide synthetic applicability and commercial utility.

Table 2. Synthesis of substituted isoxazoloazepines by reductive cyclization

Entry	Michael Adduct	Substituted isoxazolo azepines	Compd	Reaction time (hr)	Yield (%) ^a	m.p °C
1	3a		6a	4	79	153-155
2	3b		6b	5	72	140-142
3	3c		6c	7	85	171-173
4	3d		6d	6	81	177-178
5	3e		6e	5	79	134-137

6	3f		6f	7	74	148-150
7	3g		6g	6	70	186-187
8	3h		6h	4	88	200-201
9	3i		6i	4	90	161-163
10	3j		6j	6	72	214-215
11	3k		6k	4	84	189-190
12	3l		6l	5	89	175-176

^a Isolated yield. All the compounds were characterized by mp, spectral (IR, ¹H NMR and Mass), and analytical data.

Experimental Section

Typical experimental procedure for the synthesis of substituted Michael adducts A mixture of 3,5-dimethyl-4-nitro isoxazole (donor) (10 mmol) and substituted chalcone (acceptor) (10 mmol) or 1,3-dicarbonyl compounds (donor) (10 mmol) and substituted styryl isoxazoles (acceptor) 10 mmol were taken in dichloromethane and added *p*-TsOH (2 mole %) than adsorbed on montmorillonite-KSF clay (1 gr) and allowed to fuse for 0.5 – 2 hr at 120°C in an oil bath. After completion of the reaction (monitored with TLC), it was allowed to cool. The solid mass was triturated with water and dried than taekn in a column with short plug of silica gel and eluted with ethyl acetate and n-hexane (1:9). Evaporation of solvent furnished Michael adducts (**3a-l**) in 73-92% yields.

Compound 3b. Pale yellow crystalline solid, m.p. 162-164°C. IR (KBr) : 1685, 3250 cm⁻¹. ¹H NMR (200 MHz, CDCl₃) : 2.3 (s, 3H, CH₃), 3.3 (m, 2H, -CH₂-CH), 3.6 (s, 3H, OCH₃), 4.0 (m, 1H, -CH₂-CH), 4.3 (m, 2H, CH₂-CO), 7.0-7.9 (m, 8H, Ar-H), 10.0 (bs, 1H, NH, D₂O exchangeable). MS (EI) : m/z 421 [M⁺+1], Anal. Cald. for C₂₂H₂₀N₄O₅: C, 62.85; H, 4.76; N, 13.13. Found: C, 62.81; H, 4.69; N, 13.19%.

Compound 3d. Yellowish crystalline solid, m.p. 192-194°C. IR (KBr) : 1698, 1725, 3325 cm⁻¹. ¹H NMR (200 MHz, CDCl₃) : 2.2 (s, 3H, CH₃), 3.2 (m, 2H, CH₂-CH), 3.8 (m, 1H, CH₂-CH), 4.4 (m, 2H, CH₂-CO), 6.1 (s, coumarin-H), 7.1-7.8 (m, 8H, Ar-H), 10.4 (bs, 1H, NH, D₂O exchangeable). MS (EI) : m/z 452 [M⁺], Anal. Cald. for C₂₃H₁₇N₂O₆Cl: C, 61.06; H, 3.76; N, 6.19. Found: C, 61.12; H, 3.71; N, 6.15%.

Compound 3h. White crystalline solid, m.p. 205-207°C. IR (KBr) : 1705, 1728 cm⁻¹. ¹H NMR (200 MHz, CDCl₃) : 0.9 (t, 3H, -CH₂-CH₃), 2.2 (s, 3H, CH₃), 3.2 (m, 2H, CH₂-CH), 3.8 (m, 1H, CH₂C-CH), 4.2 (q, 2H, OCH₂-CH₃), 4.7 (s, 2H, -COCH₂-Cl), 4.9 (d, 1H, CH-CO), 6.9 –7.2 (m, 3H, thiophene-H), MS (EI) : m/z 400 [M⁺], Anal. Cald. for C₁₆H₁₇N₂O₆SCl: C, 48.00; H, 4.25; N, 7.00; Found: C, 48.08; H, 4.09; N, 7.05%.

Compound 3l. White crystalline solid, m.p. 186-187°C. IR (KBr) : 1690, 1721, 3340 cm⁻¹. ¹H NMR (200 MHz, CDCl₃) : 1.1 (t, 3H, O-CH₂CH₃), 2.3 (s, 3H, CH₃), 3.3 (m, 2H, C₄-H), 3.7 (m, 1H, C₃-H), 4.3 (q, 2H, -O-CH₂-CH₃), 4.8 (d, 1H, CH-CO), 6.7-7.2 (m, 3H, pyrrole-H), 9.8 (bs, NH, D₂O exchangeable), MS (EI) : m/z 403 [M⁺], Anal. Cald. for C₁₆H₁₆N₃O₆F₃: C, 47.64; H, 3.97; N, 10.42. Found: C, 47.71; H, 3.92; N, 10.39%.

General procedure for the synthesis of substituted isoxazolo azepines

The substituted Michael adducts (10 mmol) and SnCl₂.2H₂O (100 mmol) were dissolved in methanol (25 ml) and refluxed for 4-7 hr. After completion of the reaction (monitored with TLC), solvent was removed in vacuo. The solid mass was decomposed with cold water and the reaction solution was carefully adjusted to pH 8 with 10% NaHCO₃ solution and then extracted with ethyl acetate (2 x 30 ml). The combined organic layers were dried over Na₂SO₄ and evaporated under vaccum and purified by column chromatography. Elution with MeOH and n-hexane in 2:8 ratio afforded substituted isoxazoloazepines (**6a-l**) in 72-90% yields.

Compound 6b. Yellow crystalline solid, m.p. 153-155°C. IR (KBr) : 1610, 3365 cm^{-1} . ^1H NMR (200 MHz, CDCl_3) : 2.2 (s, 3H, CH_3), 3.2 (m, 2H, $\text{CH}_2\text{-CH}$), 3.6 (s, 3H, OCH_3), 3.8 (m, 1H, $\text{CH}_2\text{-CH}$), 4.1 (m, 2H, $\text{CH}_2\text{-CO}$), 6.9-7.8 (m, 8H, Ar-H), 9.9 (bs, 1H, NH, D_2O exchangeable). MS (EI) : m/z 372 [M^+], Anal. Cald. for $\text{C}_{22}\text{H}_{20}\text{N}_4\text{O}_2$: C, 70.96; H, 5.37; N, 15.05. Found: C, 70.91; H, 5.42; N, 15.14%.

Compound 6d. Yellow crystalline solid, m.p. 177-178. IR (KBr) : 1615, 1727, 3310 cm^{-1} . ^1H NMR (200 MHz, CDCl_3) : 2.1 (s, 3H, CH_3), 3.1 (m, 2H, $\text{CH}_2\text{-CH}$), 3.6 (m, 1H, $\text{CH}_2\text{-CH}$), 4.3 (m, 2H, $\text{CH}_2\text{-C=N}$), 6.3 (s, coumarin-H), 7.0-7.8 (m, 8H, Ar-H), 10.5 (bs, 1H, NH, D_2O exchangeable). MS (EI) : m/z 404 [M^+], Anal. Cald. for $\text{C}_{23}\text{H}_{17}\text{N}_2\text{O}_3\text{Cl}$: C, 68.31; H, 4.20; N, 6.93. Found: C, 68.39; H, 4.12; N, 6.99%.

Compound 6h. White crystalline solid, m.p. 200-201°C. IR (KBr) : 1606, 1718 cm^{-1} . ^1H NMR (200 MHz, CDCl_3) : 1.0 (t, 3H, $-\text{OCH}_2\text{CH}_3$), 2.2 (s, 3H, CH_3), 3.1 (m, 2H, $\text{C}_8\text{-H}$), 3.7 (m, 1H, $\text{CH}_2\text{-CH}$), 4.3 (q, 2H, $-\text{OCH}_2\text{CH}_3$), 4.6 (s, 2H, $-\text{CO-CH}_2\text{-Cl}$), 4.8 (d, 1H, CH-C=N), 6.8-7.3 (m, 3H, thiophene-H). MS (EI) : m/z 352 [M^+], Anal. Cald. for $\text{C}_{16}\text{H}_{17}\text{N}_2\text{O}_3\text{ClS}$: C, 63.15; H, 5.59; N, 9.21. Found: C, 63.18; H, 5.52; N, 9.30%.

Compound 6l. White crystalline solid, m.p. 175-176°C. IR (KBr) : 1621, 1724, 3375 cm^{-1} . ^1H NMR (200 MHz, CDCl_3) : 1.2 (t, 3H, $\text{O-CH}_2\text{CH}_3$), 2.2 (s, 3H, CH_3), 3.1 (m, 2H, $\text{CH}_2\text{-CH}$), 3.5 (m, 1H, $\text{CH}_2\text{-CH}$), 4.2 (q, 2H, $\text{O-CH}_2\text{CH}_3$), 4.7 (d, CH-C=N), 6.6 – 7.1 (m, 3H, pyrrole-H), 9.9 (bs, NH, D_2O exchangeable), MS (EI) : m/z 355 [M^+], Anal. Cald. for $\text{C}_{16}\text{H}_{16}\text{N}_3\text{O}_3\text{F}_3$: C, 54.08; H, 4.50; N, 11.80. Found: C, 54.15; H, 4.52; N, 11.69%.

References

1. Le Count, D. J. *Comprehensive Heterocyclic Chemistry II* Katritzky, A. R.; Rees, C. W.; Scriven, E. F. V. Eds., Pergamon: Oxford, 1996; Vol 9; pp 1-44.
2. Patton, J. R.; Dudbey, K. H. *J. Heterocycl. Chem.* **1979**, *16*, 257.
3. Stamatian, G.; George, B.; Foscolos, G. F.; Kolocouris, A.; Koplocouris, N.; Paunecouque, C.; Witvrouw, M.; Padalko, E.; Neyts, J.; De Clercq, E. *Bioorg. Med. Chem. Lett.*, **2003**, 5485.
4. Smith III, A. B.; Young, S. C.; Pettit, R. G.; Hirschmann, R. *Tetrahedron* **2003**, 6991.
5. Kattenegger, E.; Brem, B.; Mereiter, K.; Kalchhauser, H.; Kahlig, H.; Hofer, O.; Vijrodaya, S.; Gregar, H. *Phytochemistry* **2003**, 803.
6. Albright, D. J.; Efren, G.; Santos, D.; Jhan, P.; Dusza, P.; Chan, S.; Caupet, J.; Xun Ru.; Mazandariain, H. *Bioorg. Med. Chem. Lett.* **2000**, 695.
7. Madieu, U.; Frolund, B.; Iund, T. M.; Ebert, B.; Krogsgaard-Larsen, P. *Eur. J. Med. Chem.* **1993**, 791.
8. (a) Barot, V. M.; Patel, M. R.; Naik, H. B. *Asian J. Chem.* **2001**, *13*, 341. (b) Bang-Anderson, B.; Ahmadian, H.; Lenz, S. M.; Stensbol, T. B.; Madsen, U.; Bogeso, K. P.; Krogsgaard-Larsen, P. *J. Med. Chem.* **2000**, *43*, 4910. (c) Kusumi, T.; Chang, C. C.;

- Wheeler, M.; Kubo, I.; Naganishi, K.; Naoki, H. *Tetrahedron Lett.* **1981**, *22*, 3451.
(d) Murthy, A. K.; Rao, K. S. R. K. M.; Rao, N. S.V.; *J. Indian Chem. Soc.* **1976**, 1047.
9. (a) Rajanarendar, E.; Srinivas, M.; Ramu, K. *Synth. Commun.* **2003**, *33*, 3077. (b) Rajanarendar, E.; Mohan, G.; Ramesh, P.; Karunakar, D. *Tetrahedron Lett.*, **2006**, *47*, 4957.
c) Rajanarendar, E.; Ramu, K.; Kalyan Rao, E.; *Ind. J. Heterocycl. Chem.* **2005**, *15*, 23.
d) Rajanarendar, E.; Srinivas, M.; Ramesh, P.; Ramu, K. *Ind. J. Chem.*, **2005**, *44B*, 1927.
10. Bergman, E. D.; Ginsburg, D.; Pappo, R. *Org. React.* **1959**, *10*, 595.
11. (a) Rao, C. J.; Murthy, A. K. *Indian J. Chem.* **1978**, *16B*, 636.
(b) Rao, C. J.; Reddy, K. M., Murthy, A. K. *Indian J. Chem.* **1981**, *20B*, 997. (c) Reddy, K. M.; Rao, C. J.; Murthy, A. K. *Indian J. Chem.* **1985**, *24B*, 212.
12. Adamo, M. F. A.; Chimichi, S.; De Sio, F.; Donati, D.; Sauti-Fantani, P. *Tetrahedron Lett.* **2002**, *43*, 4157.
13. Rele, D. N.; Trivedi, G. K. *J. Scientific & Ind. Res.* **1993**, *52*, 13.
14. Vas Westrenen, J.; Roggen, R. M.; Hoefnagel, M. A.; Peters, J. A.; Keiboom, A. P. G.; Van Bekkum, H. *Tetrahedron* **1990**, *46*, 5741.
15. (a) Clark, J. H.; Cork, D. G.; Robertson, M. S. *Chem. Lett.* **1983**, 1145. (b) Laszlo, P.; Pennetreau, P. *Tetrahedron Lett.* **1985**, *26*, 2645.
16. (a) Sato, T.; Wakahara, Y.; Otera, J.; Nazaki, H. *Tetrahedron* **1991**, *47*, 9773. (b) Keller, E.; Feringa, B. L. *Tetrahedron Lett.* **1996**, *37*, 1879. c) Ravivarala, M.; Alam, M.; Adapa, S. R. *Synlett* **2003**, *5*, 720. (d) Smitha, G.; Patnaik, S.; Sanjeeva Reddy, C. *Synthesis* **2005**, *55*, 711.
17. Kotsuki, H.; Koji-Arimura, Ohishi, T.; Maruzasa, R. *J. Org. Chem.* **1999**, *64*, 3770.
18. (a) Rajanarendar, E.; Ramu, K.; Karunakar, D.; Ramesh, P. *J. Heterocycl. Chem.* **2005** *42*, 711. (b) Rajanarendar, E.; Ramesh, P.; Srinivas, M.; Ramu, K.; Mohan, G. *Synth. Commun.* **2006**, *36*, 665. (c) Rajanarendar, E.; Karunakar, D.; Ramesh, P.; Kalyan Rao, E.; *Heterocyclic Commun.* **2006**, *12*, 355. (d) Rajanarendar, E.; Mohan, G.; Ramesh, P.; Srinivas, M. *J. Heterocycl. Chem.* **2007**, *44*, 215.
19. Musante, C.; Berretti, R. *Gazz. Chim. Ital.* **1949**, *79*, 683.