

2,6-Dicarboxypyridinium chlorochromate: an efficient oxidizing agent for the very fast oxidation of Hantzsch 1,4-dihydropyridines

Majid M. Heravi,* Khadijeh Bakhtiari, and Hossein A. Oskooie

Department of Chemistry, School of Sciences, Azzahra University, Vanak, Tehran, Iran

E-mail: mmh1331@yahoo.com

Abstract

2,6-Dicarboxypyridinium chlorochromate (2,6-DCPCC) was used as a highly effective oxidizing agent for the very fast oxidation of dihydropyridines to their corresponding pyridine derivatives under simple and relatively mild conditions in excellent yields.

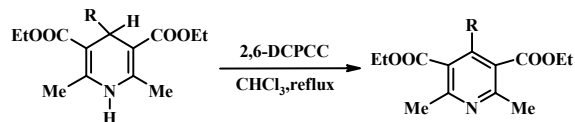
Keywords: Hantzsch 1,4-dihydropyridines, 2,6-dicarboxypyridinium chlorochromate, 2,6-DCPCC, pyridine derivatives, oxidation

Introduction

Hantzsch 1,4-dihydropyridines (Hantzsch 1,4-DHP) have been extensively utilized as the analogs of NAD(P)H coenzymes to study the mechanism and the synthetic potential of various redox processes.^{1,2} In addition, Hantzsch 1,4-dihydropyridines based drugs such as Nifedipine and Niguldipine are widely used as calcium channel blockers for the treatment of cardiovascular disorder including angina, hypertension and cardiac arrhythmias.³ Both during the redox processes² and in the course of drug metabolism,⁴ 1,4-DHP systems are oxidatively transformed into the corresponding pyridine derivatives. Consequently, this aromatization reaction continues to attract the attention of researchers for the discovery of milder and general protocols applicable to a wide range of 1, 4-dihydropyridines. A number of methods and reagents have been reported recently in the literature for this purpose.⁵⁻¹⁵

Some of these methods suffer from disadvantages such as the use of strong or toxic oxidants, the requirement of severe conditions or need excess of the oxidants. Other drawbacks are long reaction times, production of by products, the lower yields of products and/or the requirement of tedious work-up procedures.

In continuation of our program to develop new methods for oxidation of Hantzsch 1,4-DHPs,¹⁶⁻¹⁹ herein, we wish to report a very convenient, clean and efficient approach for the oxidation of Hantzsch 1,4-dihydropyridines using 2,6-dicarboxypyridinium chlorochromate (2,6-DCPCC) (Scheme 1). This reagent has been used as an oxidant for a variety of substrates.²⁰⁻²²




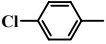
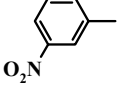
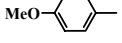

Scheme 1

Results and Discussion

In fact, refluxing a mixture of 1,4-DHP(1mmol), and 2,6-DCPCC (0.5mmol) in chloroform gave in very short time and after simple filtration, desired pyridine derivatives in excellent yields. The salient features of this reaction are the stability of the substituents at 4-position confirmed by spectroscopic and physical data and very short reaction times. The reactions take place almost immediately.

In order to show the advantages of this reagent over some other oxidants, we have compared our results with those reported in Table 2. The results show that 2,6-DCPCC promotes the reaction more effectively than other reagents. Reaction in the presence of those reagents which are listed in Table 2 required longer reaction times.

Table 1. Oxidation of 1, 4-DHPs using 2,6-DCPCC

| Entry | R | Yield (%) ^a | time(min) | m.p(°C) ^b | |
|-------|---|------------------------|-----------|----------------------|-----------------------|
| | | | | Observed | Reported |
| 1 | H- | 90 | 2 | 70 | 69-70 ^[24] |
| 2 | Et- | 88 | 6 | oil | oil ^[5] |
| 3 |  | 90 | 5 | 61 | 61-62 ^[5] |
| 4 |  | 89 | 3 | 66-67 | 66-67 ^[24] |
| 5 |  | 87 | 10 | 62-63 | 61-63 ^[24] |
| 6 |  | 92 | 2 | 50 | 50 ^[25] |
| 7 |  | 91 | 7 | oil | oil ^[24] |

^a) Yields refer to the isolated products.

^b) Products exhibited physical properties in accordance with the assigned structures.

Table 2. Comparison of 2,6-DCPCC with some the other reagents for oxidation of Hantzsch 1,4-DHPs

| Reagent | Conditions | Time (h)/ Yield(%) | Reference |
|--|--------------------------------------|--------------------|-----------|
| Solid supported PCC | CH ₂ Cl ₂ , rt | 1-24h/90 | 10 |
| PDC | DMF | 1h/77-89 | 27 |
| Bi(NO ₃) ₃ · 5 H ₂ O | AcOH, rt | 1-14/50-90 | 12 |
| DDQ | CHCl ₃ , 20 °C | 1/73-90 | 24 |
| TPCD | AcOH, rt | 3-6/70-87 | 13 |
| <i>t</i> BuOOH | 100 °C | 0.75-6/74-87 | 26 |
| RuCl ₃ /O ₂ | AcOH, rt | 12-100/20-75 | 25 |
| 2,6-DCPCC | CHCl ₃ , reflux | 2-10 (min)/ 87-91 | This work |

Conclusions

In conclusion, a readily prepared reagent can be used as a highly effective rapid, mild and inexpensive oxidant for aromatization of Hantzsch 1,4-DHPs to pyridine derivatives. The advantages of this reaction are very short reaction times, very easy and clean work-up and excellent yields. In terms of reaction time, to our best of knowledge, this reagent seems to be one of the fastest oxidant for the 1, 4-DHPs among known oxidants.

Experimental Section

General Procedures. All the dihydropyridines were prepared according to the literature procedure, using the appropriate aldehydes, ammonia and ethyl acetoacetate.²³ ¹H NMR spectra were recorded on a Bruker AQS AVANCE-300MHz spectrometer using TMS as an internal standard (CDCl₃ solution). IR spectra were recorded from KBr disk on the FT-IR Bruker Tensor 27. All products were known; their physical and spectroscopic data were compared with those of authentic samples and found to be identical.

Preparation of 2,6-DCPCC²⁰. To a solution of chromium trioxide (0.1 mol, 10 g) in hydrochloric acid (0.11 mol, 18 mL), pyridine- 2,6-dicarboxylic acid (0.1 mol, 16.7 g) was added over 5 min at -5°C. The resulting solution was stirred at -5°C for 2 h by which time a yellow-orange solid precipitated. The crystals were collected on a sintered glass funnel and dried in vacuum, yield 24.5 g, 90% (Cr% calcd 17.13%, found 17.03%).

Oxidation of Hantzsch 1,4-DHPs using 2,6-DCPCC: General procedure

To a chloroform solution (5 mL) of 2,6-DCPCC (0.5mmol), Hantzsch 1,4-DHP (1mmol) was added. The reaction mixture was refluxed for the specified time. The progress of reaction was

monitored by TLC using petroleum ether: Ethyl acetate as eluent. Upon completion of the reaction, the mixture was filtered on silica gel pad. The filtrate was evaporated to dryness under reduced pressure to afford the pure product. The results are summarized in Table 1.

Spectral and physical data for selected compounds:

1. Yield: 90%; mp: 70⁰C; (lit.²⁴ 69-70); IR $\bar{\nu}$ (KBr): 755, 1553, 1600, 1730, 2923, 2965 cm⁻¹; ¹H NMR (300 MHz, CDCl₃): δ =1.42 (t, 6H, J=7.2 Hz), 2.85 (s, 6H), 4.40 (q, 4H, J=7.2 Hz), 8.68 (s, 1H).

4. Yield: 89%, mp: 66-67⁰C; (lit.²⁴ 66-67); IR $\bar{\nu}$ (KBr): 2976, 1730, 1561, 1238, 1107 cm⁻¹; ¹H NMR (300 MHz, CDCl₃): δ =0.90 (t, 6H, J=7.2 Hz), 2.60 (s, 6H), 4.00 (q, 4H, J=7.2 Hz), 7.2–7.4 (m, 5H).

7. Yield: 91%, oil; IR $\bar{\nu}$ (KBr): 1046, 1107, 1561, 1575, 1730, 2984, 3075 cm⁻¹; ¹H NMR (300 MHz, CDCl₃): δ =1.12 (t, 6H, J=6.9 Hz), 2.49 (s, 6H), 4.18 (q, 4H, J=6.9 Hz), 6.39 (d, 1H, J=3.3 Hz), 6.54 (d, 1H, J=3.3 Hz), 7.42 (br s, 1H).

References

1. Stout, D. M.; Meyers, A. I. *Chem. Rev.* **1982**, *82*, 223.
2. Kill, R. J.; Widdowson, D. A. *In Bioorganic Chemistry*, Van Tamelen, E. E.; Ed.; Academic Press: New York, 1978; p 239.
3. Triggler, D. J. *In Comprehensive Medicinal Chemistry*; Emmett, J. C.; Vol. Ed., Pergamon: Oxford, 1990; Vol. 3, Ch. 14.1.
4. Janis, R. A.; Triggler, D. J. *J. Med. Chem.* **1983**, *25*, 775.
5. Nasr-Esfahani, M.; Moghadam, M.; Tangestaninejad, Sh.; Mirkhani, V.; Momeni, A. R. *Bioorg. Med. Chem. Lett.* **2006**, *14*, 2720.
6. Moghadam, M.; Nasr-Esfahani, M.; Tangestaninejad, Sh.; Mirkhani, V. *Bioorg. Med. Chem. Lett.* **2006**, *16*, 2026.
7. Balogh, M.; Hermeicz, I.; Meszaros, Z.; Laszlo, P. *Helv. Chim. Acta.* **1984**, *67*, 2270.
8. Eynde, J. J. V.; Orazio, R. D.; Haverabeke, Y. V. *Tetrahedron* **1994**, *50*, 2479.
9. Grinsteins, E.; Stankevics, B.; Duburs, G. *Kim. Geterotsikl. Soedin.* **1967**, 1118; *Chem. Abstr.* 69, 77095.
10. Eynde, J. J. V.; Mayence, A.; Maquestiau, A. *Tetrahedron* **1992**, *48*, 463.
11. Delgado, F.; Alvarez, C.; Garcia, O.; Penieres, G.; Marques, C. *Synth. Commun.* **1991**, *21*, 2137.
12. Mashraqui, S. H.; Karnik, M. A. *Synthesis* **1998**, 713.
13. Wang, B.; Hu, Y. *Synth. Commun.* **1999**, *29*, 4193.
14. Maquestiau, A.; Mayence, A.; Eynde, J. J. V. *Tetrahedron Lett.* **1991**, *32*, 3839.
15. Khadikar, B.; Borkat, S. *Synth. Commun.* **1998**, *28*, 207.

16. (a) Heravi, M. M.; Bakhtiari, Kh.; Oskooie, H. A.; Hekmatshoar R. *Heterocyclic Commun.* **2006**, *12*, 209. (b) Heravi, M. M.; Behbahani, F. K.; Oskooie, H. A.; Hekmatshoar, R. *Tetrahedron Lett.* **2005**, *46*, 2775.
17. Heravi, M. M.; Ghassemzadeh, M.; *Phosphorus Sulfur and Silicon* **2005**, *180*, 347.
18. Heravi, M. M.; Dirkwand, F.; Oskooie, H. A.; Ghassemzadeh, M. *Heterocyclic Commun.* **2005**, *11*, 75.
19. (a) Heravi, M. M.; Moosavi, F. S. S.; Beheshtiha, Y. S.; Ghassemzadeh, M. *Heterocyclic Commun.* **2004**, *10*, 415. (b) Heravi, M. M.; Ghassemzadeh, M. *Heterocyclic Commun.* **2004**, *10*, 465. (c) Tajbakhsh, M.; Heravi, M. M.; Hosseini, A.; Shahrezaiee, A. *Phosphorus Sulfur and Silicon* **2003**, *178*, 773. (d) Heravi, M. M.; Derikvand, F.; Oskooie, H. A.; Hekmatshoar, R. *J. Chem. Res.* **2006**, 168. (e) Heravi, M. M.; Derikvand, F.; Oskooie, H. A.; Hekmatshoar, R. *Synth. Commun.* **2006**, *36*, 77. (f) Fotouhi, L.; Khaleghi, S.; Heravi, M. M. *Lett. Org. Chem.* **2006**, *3*, 111.
20. Hosseinzadeh, R.; Tajbakhsh, M.; Niaki, M. Y. *Tetrahedron Lett.* **2002**, *43*, 9413.
21. Tajbakhsh, M.; Hosseinzadeh, R.; Niaki, M. Y. *J. Chem. Res.* **2002**, 508.
22. Tajbakhsh, M.; Hosseinzadeh, R.; Shakoori, A. *Tetrahedron Lett.* **2004**, *45*, 1889.
23. Hantzsch, A. *Condensationprodukte aus Aldehydammoniak und Ketoniartigen Verbindungen. Ber.* **1881**, *14*, 1637.
24. Eynde, J. J. V.; Delfosse, F.; Mayence, A.; Haverbeke, Y. V. *Tetrahedron* **1995**, *51*, 6511.
25. Mashraqui, S. H.; Karnik, M. A. *Tetrahedron Lett.* **1998**, *39*, 4895.
26. Chavan, S. P.; Dantal, S. W.; Kalkote, U. R.; Jyothirmai, V. S.; Kharul, R. K. *Synth. Commun.* **1998**, *28*, 2789.
27. Ko, K. -Y.; Park, J. Y. *Bull. Korean Chem. Soc.* **1995**, *16*, 200.