

## Iodocyclisation of *N*-allyl ureas; a route to imidazolin-2-ones

Christopher J. Moody,<sup>a,b\*</sup> Peter A. Hunt,<sup>b</sup> and Colin Smith<sup>c</sup>

<sup>a</sup> School of Chemistry, University of Exeter, Stocker Road, Exeter EX4 4QD

<sup>b</sup> Department of Chemistry, Imperial College, London SW7 2AY

<sup>c</sup> GlaxoWellcome Research & Development, Medicines Research Centre, Gunnels Wood Road, Stevenage, Hertfordshire SG1 2NY

\*University of Exeter; fax 44 1392 263434;

E-mail: [c.j.moody@ex.ac.uk](mailto:c.j.moody@ex.ac.uk)

Dedicated to Professor Otto Meth-Cohn on the occasion of his 65<sup>th</sup> birthday

(received 14 May 00; accepted 03 Oct 00; published on the web 11 Oct 00)

---

### Abstract

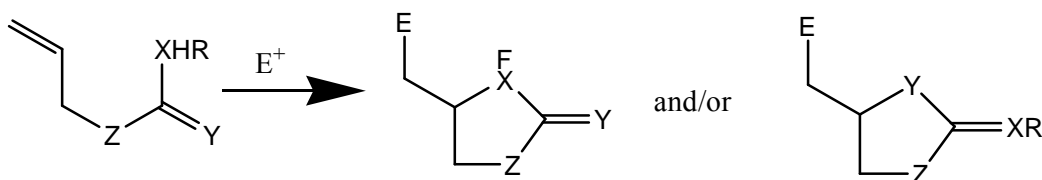
Treatment of *N*-allyl ureas 7-9 with TMS triflate, followed by iodine in THF resulted in iodocyclisation to give the imidazolin-2-ones 10-12 in good yield.

**Keywords:** Iodocyclisation, urea, imidazolinone, imidazole, hydantoin

---

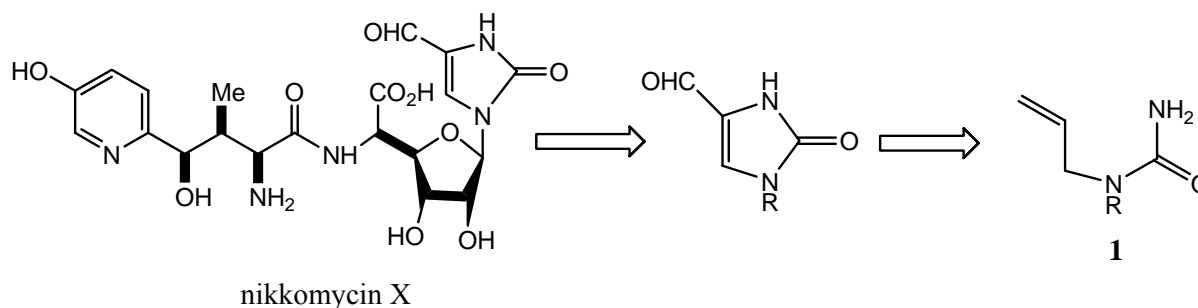
### Introduction

The activation of a C=C double bond by an external electrophile E<sup>+</sup>, followed by addition of an internal heteroatom nucleophile is not only a useful method for the construction of heterocyclic compounds but also for cyclofunctionalisation of the original C=C bond.<sup>1,2</sup> Although, in general, there is a preference for *exo*-cyclisation, the *endo*-mode of cyclisation is not precluded. However, in cases where other nucleophilic heteroatoms are present in the precursor, either or both heteroatoms can participate in the cyclisation (Scheme 1).



Scheme 1

In connection with a projected synthesis of analogues of nikkomycin X, we required a route to 4-formyl-1-alkylimidazolin-2-ones, and were attracted by the possibility of using an electrophile mediated cyclisation of an appropriate *N*-allyl urea **1** (Scheme 2). Since the publication of our preliminary communication,<sup>2</sup> several other reports on the cyclisation reactions of *N*-allyl ureas and thioureas have appeared.<sup>3-8</sup>

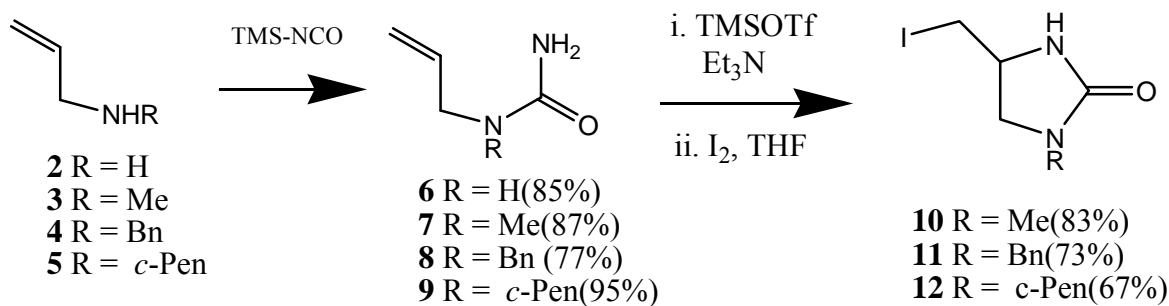


**Scheme 2**

## Results and Discussion

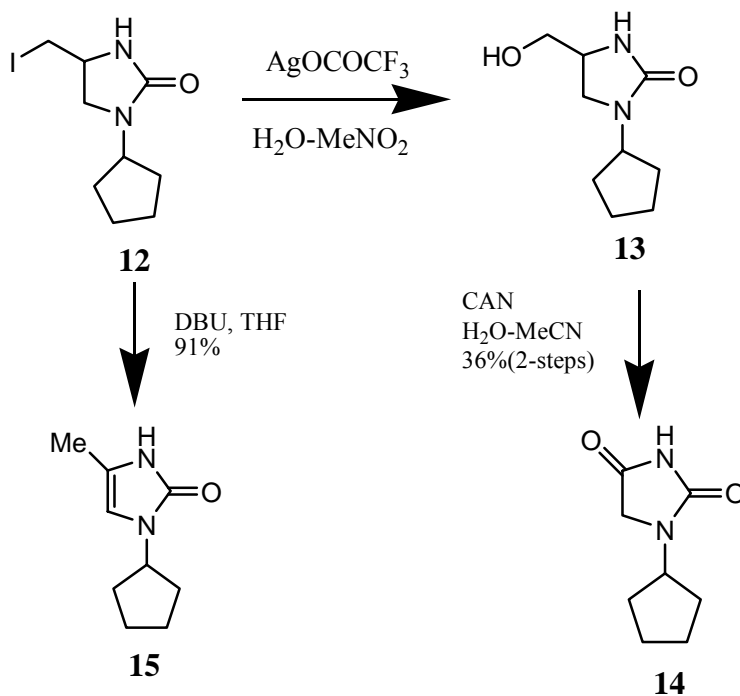
The substrates for the iodocyclisation reactions were the *N*-allyl ureas 6-9, prepared from the corresponding allylamines 2-5. Allylamine 2 and *N*-methylallylamine 3 are commercially available, and the *N*-benzyl- and *N*-cyclopentyl derivatives 4 and 5 were readily obtained from allylamine 2 by reductive amination of benzaldehyde and cyclopentanone respectively using sodium cyanoborohydride as reducing agent at ~pH6.<sup>9</sup> Reaction of the allylamines 2-5 with trimethylsilyl isocyanate gave the required ureas 6-9 in good yield (Scheme 3).<sup>10</sup>

In order to ensure that the iodocyclisation of the *N*-allyl ureas proceeded *via* nitrogen, rather than oxygen, we followed the procedure developed by Knapp for cyclisation of related unsaturated amides.<sup>11</sup> Thus treatment of the ureas with trimethylsilyl trifluoromethanesulfonate and triethylamine, was followed by reaction with iodine in THF. Although no cyclised products could be isolated from reaction of the *N*-allyl urea 6 under the above conditions, the ureas 7-9 cyclised to give the corresponding 4-iodomethylimidazolin-2-ones 10-12 in good yield (Scheme 3).



Scheme 3

The chemistry of the 4-iodomethylimidazol-2-one **12** was briefly investigated (Scheme 4). In parallel with Knapp's observations on iodomethyl lactams,<sup>12</sup> we found that the iodide **12** was relatively unreactive towards nucleophilic displacement. Also attempted oxidation to the aldehyde using dimethylsulfoxide or trimethylamine-*N*-oxide proved unsuccessful. However silver(I) assisted hydrolysis proceeded smoothly and gave the alcohol **13**, as an unstable oil which could not be purified. Although various attempts to oxidise **13** to the desired aldehyde were unsuccessful, the use of cerium ammonium nitrate as oxidant resulted in relatively clean oxidation to the hydantoin **14** (Scheme 4). Finally, on treatment with base, the iodomethyl compound **12** readily underwent elimination to give, after double bond isomerisation, the 4-methylimidazol-2-one **15** in excellent yield.



Scheme 4

## Experimental Section

**General Procedures.** Tetrahydrofuran was distilled from potassium benzophenone ketyl and stored under nitrogen or used immediately. Dichloromethane was distilled from phosphorus pentoxide and used under nitrogen. Light petroleum (bp 40-60 °C) was distilled after purchase and then stored normally. All remaining reagents and chromatography solvents were used as purchased, without further purification. Flash column chromatography was carried out on Merck silica gel 60 H.

Infrared spectra were recorded on a Perkin-Elmer model 1710 infrared Fourier transform spectrometer. Proton nuclear magnetic resonance spectra were recorded on either a Bruker WM 250 (250 MHz), or a Jeol GSX 270 (270 MHz) spectrometer. Chemical shifts are reported in parts per million downfield of tetramethylsilane by referencing to tetramethylsilane itself or the residual proton resonances of the solvents as the appropriate internal standard. Carbon-13 nuclear magnetic resonance spectra were recorded on either a Bruker WM 250 (62.5 MHz), or a Jeol GSX 270 (67.5 MHz) spectrometer and were referenced to the solvent.

Electron ionisation mass spectra were performed on either A.E.I. MS 12 or VG Micromass 7070 B instruments and run at either 14 or 70 eV source potentials. All accurate mass determinations were performed by the Mass Spectrometry Service Centre at the Swansea EPSRC.

***N*-Alkylallylamines 4 and 5.** To a solution of anhydrous allylamine 2 (60 mmol) in absolute methanol (25 ml) was added methanolic HCl (5 M; 2.5 ml) followed by the aldehyde or ketone (10 mmol) and NaBH<sub>3</sub>CN (300 mg, 5 mmol). The mixture was then stirred for about 90 h at room temperature. Concentrated HCl was added until the pH < 2 and the methanol was removed under reduced pressure. The residue was taken up in water (10 ml) and extracted with ether (3 x 20 ml). The aqueous layer was taken to pH > 10 using solid KOH, saturated with NaCl and then extracted again with ether (3 x 20 ml). The ether extracts were dried (MgSO<sub>4</sub>), filtered and concentrated to give a brown oil which was purified by column chromatography (eluant light petroleum to ether) to give the *N*-alkylallylamines.

***N*-Benzylallylamine 4.** Prepared from allylamine 2 (4.5 ml, 60 mmol), benzaldehyde (1.0 ml, 10 mmol) and NaBH<sub>3</sub>CN (300 mg, 5 mmol) according to the above method. Isolated as a pale oil (75%), bp 40 °C at 0.5 mmHg (lit.,<sup>13</sup> bp 40-41 °C at 0.1 mmHg);  $\nu_{\max}$  (neat) 3310, 3064, 3028, 2979, 2824, 1644, 1495, 1454, 1106, 1028, 995, 919, 737, 699 cm<sup>-1</sup>;  $\delta_{\text{H}}$  (250 MHz; CDCl<sub>3</sub>) 1.95 (1 H, br s, NH), 3.3 (2 H, dt, NCH<sub>2</sub>CH=CH<sub>2</sub>, J 6.0, 1.3 Hz), 3.8 (2 H, s, NCH<sub>2</sub>Ph), 5.1 (1 H, ddd, CH=CHH, J 10.5, 3.0, 1.3 Hz), 5.2 (1 H, ddd, CH=CHH, J 17.0, 3.0, 1.3 Hz), 5.9 (1 H, ddt, NCH<sub>2</sub>CH=CH<sub>2</sub>, J 17.0, 10.5, 6.0 Hz), 7.2-7.4 (5 H, m, Ph);  $m/z$  147 ( $M^+$ , 6%), 146 (8), 105 (4), 91 (31), 56 (10), 41 (6), 28 (100).

***N*-Cyclopentylallylamine 5.** Prepared from allylamine 2 (18 ml, 240 mmol), cyclopentanone (3.5 ml, 40 mmol) and NaBH<sub>3</sub>CN (1.20 g, 19 mmol) according to the above method. Isolated as a clear colourless viscous oil (85%), bp 60 °C at 50 mmHg (Kugelrohr) (lit.,<sup>14</sup> bp 60-70 °C at 15 mmHg);  $\nu_{\max}$  (neat) 3284, 1644 cm<sup>-1</sup>;  $\delta_{\text{H}}$  (250 MHz; CDCl<sub>3</sub>) 1.2-1.9 (8 H, m, cyclopentyl CH<sub>2</sub>), 3.05 (1 H, q, NCH, J 6.8 Hz), 3.15 (2 H, dd, CH<sub>2</sub>CH=CH<sub>2</sub>, J 5.9, 1.5 Hz), 5.0 (1 H, ddd, CH<sub>2</sub>CH=CHH, J 10.3, 3.5, 1.5 Hz), 5.1 (1 H, ddd, CH<sub>2</sub>CH=CHH, J 17.1, 3.5, 1.5 Hz), 5.85 (1 H, m, CH<sub>2</sub>CH=CH<sub>2</sub>, J 17.1, 10.3, 5.9 Hz);  $m/z$  125 ( $M^+$ , 19%), 96 (88), 82 (18), 68 (22), 56 (14), 41 (44).

***N*-Allylurea 6.** Allylamine 2 (0.7 ml, 10 mmol) was added, *via* syringe, to dry benzene (4 ml) under nitrogen and trimethylsilyl isocyanate (TMSNCO, 1.35 ml, 10 mmol) was added to the stirred solution. The solution was heated under reflux for 1 h and after cooling, the product partially precipitated from the solution as a colourless solid and was filtered off. The remaining product was obtained after the solvent was evaporated to give the *title compound* (0.85g, 85%) as platelets, mp 85-87 °C, (lit.,<sup>10</sup> mp 85 °C);  $\nu_{\max}$  (Nujol) 3436, 3334, 1652 cm<sup>-1</sup>;  $\delta_{\text{H}}$  (250 MHz; CDCl<sub>3</sub>), 3.75 (2 H, br t, CH<sub>2</sub>N, J 5.3 Hz), 4.6 (3 H, br s, NH and NH<sub>2</sub>), 5.1 (1 H, ddt, HCH=CH, J 10.5, 3.8, 1.5 Hz), 5.19 (1 H, ddt, HCH=CH, J 17.6, 3.8, 1.5 Hz), 5.83 (1 H, ddt, CH<sub>2</sub>=CH, J 10.5, 7.6, 5.3 Hz);  $m/z$  100 ( $M^+$ , 5%), 85 (1), 57 (100), 56 (58), 44 (20).

***N,N*-Methylallylurea 7.** *N*-Methylallylamine 3 (0.5 ml, 5.5 mmol) was added *via* a syringe to dry benzene (10 ml) under nitrogen and TMSNCO (0.8 ml, 6 mmol) was added to the stirred solution. The solution appeared cloudy after the addition but was heated under reflux for 1 h before the mixture was allowed to cool and the partially precipitated product was removed by filtration. The solvent was removed under reduced pressure and the remainder of the product was obtained. Recrystallisation from a 40-60 °C light petroleum:benzene system gave the *title compound* (0.627 g, 87%) as a colourless solid, mp 98-99 °C; (Found: C, 52.6; H, 8.9; N, 24.8; C<sub>5</sub>H<sub>10</sub>N<sub>2</sub>O requires C, 52.6; H, 8.8; N, 24.6%);  $\nu_{\max}$  (Nujol) 3416, 3 357, 3201, 1657, 1609, 1298, 1101, 1046, 999, 949, 923, 774, 661, 606 cm<sup>-1</sup>;  $\delta_{\text{H}}$  (250 MHz; CDCl<sub>3</sub>), 2.83 (3 H, s, NMe), 3.8 (2 H, dt, NCH<sub>2</sub>CH=CH<sub>2</sub>, J 5.3, 1.5 Hz), 4.85 (2 H, br s, NH<sub>2</sub>), 5.10 (1 H, dd, CHH=CH, J 5.2, 1.5 Hz), 5.15 (1 H, dd, CHH=CH, J 3.0, 1.5 Hz), 5.73 (1 H, ddt, CH<sub>2</sub>=CH, J 5.2, 3.0, 5.3 Hz);  $m/z$  114 ( $M^+$ , 41%), 99 (4), 71 (100), 70 (55), 56 (27), 44 (91), 41 (41).

***N,N*-Benzylallylurea 8.** *N*-Benzylallylamine 4 (125.4 mg, 0.85 mmol) was dissolved in dry benzene (5 ml) under nitrogen and TMSNCO (0.23 ml, 1.7 mmol) was added to the stirred solution. The mixture was heated under reflux for 24 h before the solvent was removed under vacuum to give a pale oil. This oil was purified by chromatography (eluant light petroleum to ether to EtOAc) and gave the *title compound* (124 mg, 77%) as a colourless viscous oil, bp 174 °C at 0.4 mmHg; (Found: C, 69.5; H, 7.6; N, 14.9; C<sub>11</sub>H<sub>14</sub>N<sub>2</sub>O requires C, 69.4; H, 7.4, N, 14.7%);  $\nu_{\max}$  (Nujol) 3482, 3354, 3210, 1651, 1599, 1360, 1317, 1295, 1077, 964, 924, 734, 700 cm<sup>-1</sup>;  $\delta_{\text{H}}$  (250 MHz; CDCl<sub>3</sub>), 3.84 (2 H, d, CH<sub>2</sub>=CHCH<sub>2</sub>N, J 4.8 Hz), 4.48 (2 H, s, NCH<sub>2</sub>Ph), 4.7 (2 H, br s, NH<sub>2</sub>), 5.15 (1 H, br s, CH=CHH), 5.21 (1 H, br d, CH=CHH, J 3.5

Hz), 5.75 (1 H, m, CH<sub>2</sub>=CH), 7.2-7.4 (5 H, m, Ph); *m/z* 190 (*M*<sup>+</sup>, 27%), 149 (36), 122 (32), 106 (78), 91 (100), 77 (31), 56 (37), 41 (30).

***N,N*-Cyclopentylallylurea 9.** *N*-Allylcyclopentylamine 5 (1.54 g, 12.3 mmol) was taken up in dry THF (30 ml) and the solution placed under nitrogen. TMSNCO (3.3 ml, 24.6 mmol) was added to the stirred solution before the mixture was heated under reflux for 24 h. The solvent was removed under reduced pressure and the residue was chromatographed using chromatography (eluant light petroleum to ether to EtOAc). The *title compound* (1.96 g, 95%) was isolated as a colourless viscous oil, bp 110 °C at 30 mmHg; (Found: *M*<sup>+</sup>, 168.1263. C<sub>9</sub>H<sub>16</sub>N<sub>2</sub>O requires 168.1263); *v*<sub>max</sub> (CHCl<sub>3</sub>) 3508, 3414, 3211, 1706, 1652, 1588 cm<sup>-1</sup>; *δ*<sub>H</sub> (270 MHz; CDCl<sub>3</sub>), 1.2-1.9 (8 H, m, cyclopentyl CH<sub>2</sub>), 3.7 (2 H, m, CH<sub>2</sub>=CHCH<sub>2</sub>N), 4.6 (1 H, q, NCH, J 8.1 Hz), 4.75 (2 H, br s, NH<sub>2</sub>), 5.2-5.3 (2 H, m, CH=CH<sub>2</sub>), 5.8 (1 H, m, CH=CH<sub>2</sub>); *m/z* 168 (*M*<sup>+</sup>, 43%), 127, 96 (81), 84 (60), 68 (35), 56 (57), 41 (100).

#### 4,5-Dihydro-1-alkyl-4-(iodomethyl)imidazolin-2-one 10-12. General Method

The allylurea 7-9 (1 mmol) was dissolved in freshly distilled dichloromethane (5 ml), under nitrogen, which contained a crystal of DMAP. Triethylamine (0.30 ml, 2.2 equiv.) was added *via* a syringe followed by trimethylsilyl triflate (0.39 ml, 2.0 equiv.). This mixture was stirred for 25 min at room temperature before the solvent was removed under reduced pressure. A solution of iodine (0.508 g, 2.0 mmol) in dry THF (7 ml) was added to the oily residue under nitrogen and this mixture was also stirred at room temperature for a further 20 min. The THF solution was poured into Na<sub>2</sub>S<sub>2</sub>O<sub>3</sub> solution (20%; 20 ml) and extracted with EtOAc (3 x 20 ml). After drying (MgSO<sub>4</sub>) and evaporating the extracts the crude solid product was purified by wet flash chromatography (eluant light petroleum to ether to EtOAc) to give the *title compounds*.

**4,5-Dihydro-1-methyl-4-(iodomethyl)imidazolin-2-one 10.** Prepared in 83% yield from *N,N*-methylallylurea 7 (0.114 g, 1 mmol) as described above; a colourless solid, mp 113-114 °C; (Found: C, 25.2; H, 3.5; N, 11.7. C<sub>5</sub>H<sub>9</sub>IN<sub>2</sub>O requires C, 25.0; H, 3.8; N, 11.7%); *v*<sub>max</sub> (CHCl<sub>3</sub>) 3249, 1698, 756 cm<sup>-1</sup>; *δ*<sub>H</sub> (250 MHz; CDCl<sub>3</sub>), 2.78 (3 H, s, NMe), 3.12 (1 H, dd, 5-H, J 5.2, 9.2 Hz), 3.17 (2 H, d, CH<sub>2</sub>I, J 6.3 Hz), 3.57 (1 H, dd, 5-H, J 9.2 Hz), 3.87 (1 H, m, 4-H), 4.87 (1 H, br s, NH); *δ*<sub>C</sub> (67.5 MHz; CDCl<sub>3</sub>) 9.5 (6-C), 29.8 (CH<sub>3</sub>-N), 50.4 (5-C), 53.0 (4-C); 2-C unobserved; *m/z* 240 (*M*<sup>+</sup>, 21%), 99 (100), 44 (12).

**4,5-Dihydro-1-benzyl-4-(iodomethyl)imidazolin-2-one 11.** Prepared in 73% yield from *N,N*-benzylallylurea 8 (0.143 g, 0.755 mmol) as described above; a colourless solid, mp 134-135 °C; (Found: C, 41.7; H, 3.9; N, 8.8. C<sub>11</sub>H<sub>13</sub>IN<sub>2</sub>O requires C, 41.8; H, 4.1; N, 8.9%); *v*<sub>max</sub> (CHCl<sub>3</sub>) 3444, 1700 cm<sup>-1</sup>; *δ*<sub>H</sub> (250 MHz; CDCl<sub>3</sub>) 2.98 (1 H, dd, 5-H, J 9.0, 5.5 Hz), 3.05-3.1 (1 H, dd, CHHI, J 9.5, 7.0 Hz), 3.1-3.2 (1 H, dd, CHHI, J 9.5, 6.0 Hz), 3.43 (1 H, dd, 5-H, J 9.0 Hz), 3.85 (1 H, m, 4-H), 4.34 (2 H, dd, NCH<sub>2</sub>Ph, J 15.0 Hz), 5.35 (1 H, br s, NH), 7.3 (5

H, m, Ph);  $\delta_C$  (62.9 MHz;  $CDCl_3$ ) 10.1 ( $CH_2I$ ), 47.1 ( $CH_2Ph$ ), 50.4 ( $CH_2NBz$ ), 50.7 (CHN), 127.4 (Ph-*p*-C), 127.8 (Ph-*o*-C), 128.5 (Ph-*m*-C), 161.2 ( $C=O$ );  $m/z$  316 ( $M^+$ , 15%), 190 (4), 175 (3), 91 (27), 28 (100).

**4,5-Dihydro-1-cyclopentyl-4-(iodomethyl)imidazolin-2-one 12.** Prepared in 67% yield from *N,N*-cyclopentylallylurea 9 (1.22 g, 7.7 mmol) as described above; a colourless solid, mp 96-97 °C. (Found: C, 36.9; H, 5.2; N, 9.4.  $C_9H_{15}IN_2O$  requires C, 36.8; H, 5.1; N, 9.5%);  $\nu_{max}$  ( $CHCl_3$ ) 3216 and 1698  $cm^{-1}$ ;  $\delta_H$  (250 MHz;  $CDCl_3$ ) 1.3-1.9 (8 H, m, cyclopentyl  $CH_2$ ), 3.06 (1 H, d, 5-H, J 10.1 Hz), 3.09 (1 H, dd, *CHHI*, J 8.9 Hz), 3.18 (1 H, dd, 5-H, J 4.7, 10.1 Hz), 3.5 (1 H, dd, *CHHI*, J 8.9 Hz), 3.8 (1 H, m, 4-H), 4.2 (1 H, q, *CHN*, J 8.3 Hz), 6.0 (1 H, br s, NH);  $m/z$  294 ( $M^+$ , 82%), 265 (100), 226 (42), 153 (36), 99 (24), 85 (64), 41 (69).

**1-Cyclopentylhydantoin 14.** The iodomethylimidazolone 12 (512 mg, 1.74 mmol) was dissolved in nitromethane (15 ml) and water (31.3  $\mu$ l, 1 equiv.) was added. This mixture was stirred and cooled to 0 °C in an ice bath, whereupon silver trifluoroacetate (577 mg, 1.5 equiv.) was added to it in one portion. The mixture was left to stir at 0° C for 3.5 h after which time a precipitate had formed (presumably AgI). The precipitate was filtered off using a layer of Celite and washed with EtOAc (3 x 10 ml). The organic layers were concentrated under reduced pressure to give crude 4,5-dihydro-1-cyclopentyl-4-(hydroxymethyl)imidazolin-2-one 13 as a pale brown oil which was used immediately without further purification;  $\nu_{max}$  ( $CHCl_3$ ) 3357, 1680;  $\delta_H$  (250 MHz;  $CDCl_3$ ) 1.3-1.9 (8 H, m, cyclopentyl  $CH_2$ ), 3.15 (1 H, dd, J 9.3, 5.9 Hz), 3.45 (2 H, m), 3.6 (1 H, m), 3.75 (1 H, m), 4.2 (1 H, q, *NCH*, J 8.3 Hz), 4.4 (1 H, br s, OH), 5.5 (1 H, br s, NH).

The crude hydroxymethyl derivative 13 [from the reaction of the iodomethyl precursor 12 (294 mg, 1 mmol)] was dissolved in a solvent mixture of acetonitrile : water (4 : 1, 10 ml) at 0 °C. To this solution was added CAN (3.29 g, 6 equiv.) and the mixture was stirred at 0° C for 2 h before being allowed to reflux for 14 h. The resulting solution was a pale green/yellow colour and after being extracted with  $CHCl_3$  (3 x 20 ml) and dried ( $MgSO_4$ ), the solvent was removed under reduced pressure. This gave an oily residue which solidified upon trituration with ether. This solid was purified using dry flash column chromatography (eluant light petroleum to ether) and finally recrystallised from a cyclohexane/ether mixture to give the *title compound* (60.5 mg, 36%) as a colourless solid, mp 149-150 °C; (Found: C, 57.3; H, 7.3; N, 16.6;  $C_8H_{12}N_2O_2$  requires C, 57.1; H, 7.2; N, 16.7%);  $\nu_{max}$  ( $CHCl_3$ ) 3197, 1767, 1719, 1456, 1423, 1109  $cm^{-1}$ ;  $\delta_H$  (270 MHz;  $CDCl_3$ ) 1.4-2.0 (8 H, m, cyclopentyl  $CH_2$ ), 3.87 (2 H, s, 5-H), 4.2 (1 H, q, *NCH*, J 8 Hz), 9.18 (1 H, br s, NH);  $m/z$  168 ( $M^+$ , 60%), 139 (100), 101 (94), 68 (59), 55 (20), 41 (51).

**1-Cyclopentyl-4-methylimidazol-2-one 15.** The iodomethylimidazolone 12 (1.0 g, 3.4 mmol) was taken up in THF (70 ml) and DBU (1.47 ml, 3 equiv.) was added. This mixture was heated under reflux for 4 h before being left to cool. The precipitate was filtered off and the filtrate was evaporated under reduced pressure. The oily product was taken up into EtOAc

(20 ml) and washed once with brine (20 ml) and after separating the layers the brine was back-extracted with EtOAc (2 x 20 ml). The combined organic layers were dried (MgSO<sub>4</sub>) and the solvent was removed to give a buff solid. The solid was purified using dry flash column chromatography (eluant light petroleum:ether (1:1) to EtOAc) and gave the *title compound* (512 mg, 91%) as a colourless solid, mp 154-156 °C (from cyclohexane); (Found: C, 64.8; H, 8.6; N, 16.6. C<sub>9</sub>H<sub>14</sub>N<sub>2</sub>O requires C, 65.0; H, 8.5; N, 16.9%);  $\nu_{\max}$  (CHCl<sub>3</sub>) 3172, 1709, 1670, 1416 cm<sup>-1</sup>;  $\delta_{\text{H}}$  (270 MHz; CDCl<sub>3</sub>) 1.4-1.9 (8 H, m, cyclopentyl CH<sub>2</sub>), 2.0 (3 H, s, 4-Me), 4.4 (1 H, q, NCH, J 7.3 Hz), 5.8 (1 H, s, 5-H), 10.5 (1 H, br s, NH); *m/z* 166 (*M*<sup>+</sup>, 6%), 115 (26), 98 (100).

## Acknowledgements

We thank GlaxoWellcome Research & Development for their generous support of this research (studentship to P.A.H.).

## References

1. For reviews see: (a) Cardillo, G.; Orena, M. *Tetrahedron* **1990**, *46*, 3321; (b) Harding, K. E.; Tiner, T. H. in *Comprehensive Organic Synthesis*; Trost, B. M.; Fleming, I. Eds.; Pergamon Press: Oxford, 1991; vol. 4, p 363.
2. Preliminary communication, Hunt, P. A.; May, C.; Moody, C. J. *Tetrahedron Lett.* **1988**, *29*, 3001.
3. Betancor, C.; León, E. I.; Prange, T.; Salazar, J. A.; Suárez, E. *J. Chem. Soc., Chem. Commun.* **1989**, 450.
4. Freire, R.; León, E. I.; Salazar, J. A.; Suárez, E. *J. Chem. Soc., Chem. Commun.* **1989**, 452.
5. Balko, T. W.; Brinkmeyer, R. S.; Terando, N. H. *Tetrahedron Lett.* **1989**, *30*, 2045.
6. Creeke, P. I.; Mellor, J. M. *Tetrahedron Lett.* **1989**, *30*, 4435.
7. Cardillo, G.; Orena, M.; Penna, M.; Sandri, S.; Tomasini, C. *Tetrahedron* **1991**, *47*, 2263.
8. Fujita, M.; Kitagawa, O.; Suzuki, T.; Taguchi, T. *J. Org. Chem.* **1997**, *62*, 7330.
9. Borch, R. F.; Bernstein, M. D.; Durst, H. D. *J. Am. Chem. Soc.* **1971**, *93*, 2897.
10. Neville, R. G.; McGee, J. J. *Can. J. Chem.* **1963**, *41*, 2123.
11. Knapp, S.; Rodiques, K. E.; Levorse, A. T.; Ornaf, R. M. *Tetrahedron Lett.* **1985**, *26*, 1803.
12. Knapp, S.; Levorse, A. T. *J. Org. Chem.* **1988**, *53*, 4006.
13. Barluenga, J.; Canteli, R.-M.; Flórez, J. *J. Org. Chem.* **1994**, *59*, 602.



14. Cook, G. R.; Barta, N. S.; Stille, J. R. *J. Org. Chem.* **1992**, *57*, 461.