

Regioselective domino metathesis of 2-substituted 7-oxanorborn-5-enes

Odón Arjona*, Aurelio G. Csáký, M. Carmen Murcia, and Joaquín Plumet*

Departamento de Química Orgánica I. Facultad de Química. Universidad Complutense. 28040
Madrid. Spain

E-mail: plumety@quim.ucm.es

Dedicated to Prof. Marcial Moreno on occasion of his 60th birthday

(received 10 Jan 02; accepted 16 Apr 02; published on the web 24 Apr 02)

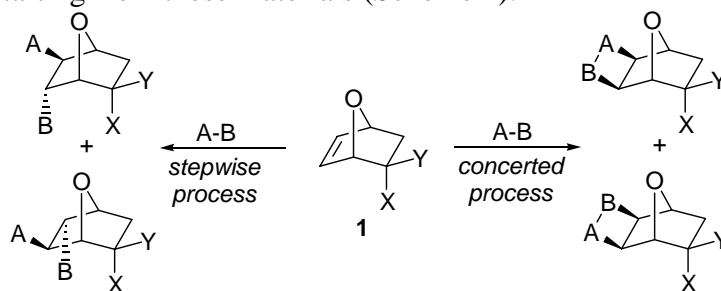
Abstract

The regiochemistry of the domino metathesis reaction of 2-*endo* substituted 7-oxanorbornenic allyl amines and allyl ethers have been studied. The results lead to two alternative reaction pathways, starting either by ring-opening metathesis of the endocyclic C=C bond or by carbometallation of the C=C bond of the alkenyl chain.

Keywords: Regioselective, metathesis, 7-oxanorborn-5-ene, carbometallation

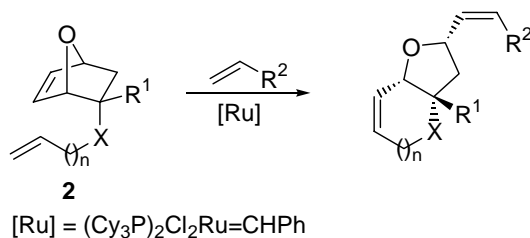
Introduction

The 7-oxabicyclo[2.2.1]hept-5-ene derivatives (7-oxanorborn-5-enes) are important chiral templates because these compounds show a broad spectra of reactivity, generally in a predictable regio- and stereocontrolled fashion.¹ We have recently been interested in transformations which involve the endocyclic C=C bond, due to the possibility of generating two stereocentres in a single operation using these types of reactions.^{2,3,4} In these cases, when the starting material is not symmetrically substituted with respect to the C=C moiety, as in the 2-substituted derivatives **1**, regiochemical issues arise, which must be understood prior to the development of new synthetic planning starting from these materials (Scheme 1).



Scheme 1

We have focused our attention on olefin metathesis processes, which have emerged as powerful tools in organic synthesis.⁵ In particular, ring-closing metathesis (RCM) has been extensively used for the preparation of cyclic compounds from acyclic precursors. In this context, we are particularly interested in the *domino metathesis* reaction (combination of ring opening -ROM-, cross -CM- and ring closing -RCM- metatheses)⁴ as a means of synthesizing bicyclic tetrahydrofuran derivatives from 7-oxanorbornenes in a highly stereoselective fashion (Scheme 2).⁶



Scheme 2

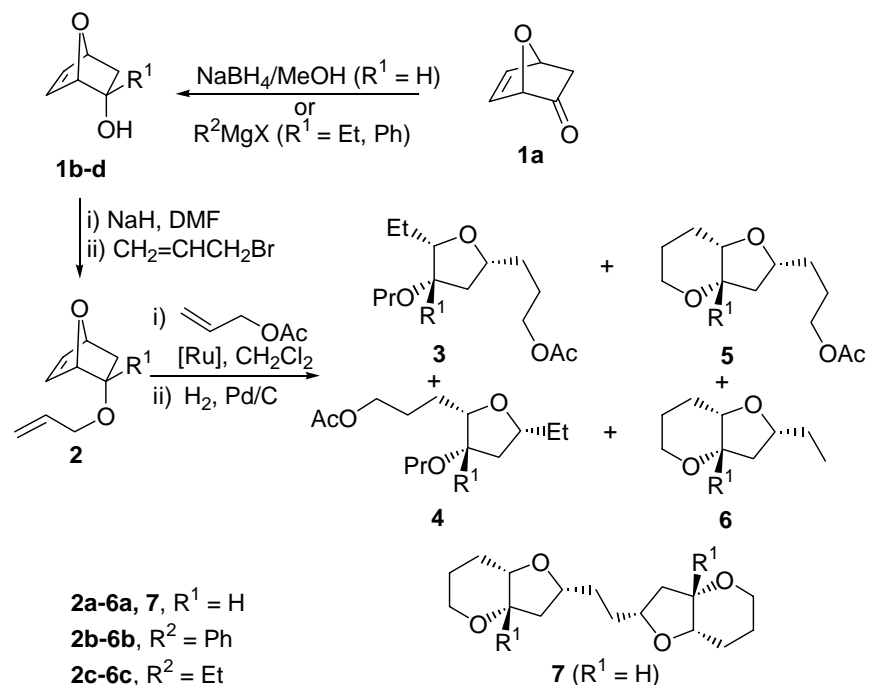
Results

Nucleophilic addition to the carbonyl group of 7-oxanorborn-5-ene-2-one (**1a**) takes place with complete *exo* diastereoselectivity⁷ giving rise to the *endo* alcohols **1b-d** (Scheme 3). Etherification with allyl bromide affords the corresponding *endo*-7-oxanorborn-5-enylallyl ethers **2**. Treatment of compounds **2** with allyl acetate in the presence of Grubb's ruthenium catalyst (Cl₂(PCy₃)₂Ru=CHPh, [Ru]) (Scheme 3) afforded variable amounts of the corresponding cross-metathesis **3**, **4** and domino metathesis products **5**, **6**.⁴ The reaction could be optimized for selectively obtaining the *cis*-fused 2,6-dioxabicyclo[3.4.0]nonenes⁸ **5** and **6** with high regioselectivity in favour of isomers **5**.⁹ The results are tabulated in Table 1.

Table 1. Domino metathesis of allyl ethers **2**^a

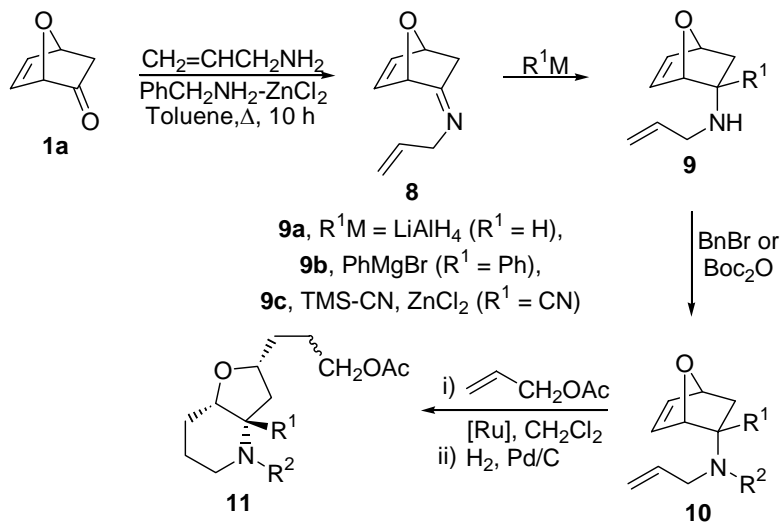
No.	2	R ¹	[Ru] ^b	T (°C)	t (h)	3, 4 (%) ^c	5 (%) ^c	6, 7 (%) ^c
1	2a	H	0.06	25	12	3a, 4a (10) ^d	5a (40)	7 (05)
2	2a	H	0.06	40	5	3a, 4a (5) ^d	5a (50)	7 (07)
2	2a	H	0.08	40	0.5	---	5a (80)	7 (10)
2	2b	Ph	0.08	40	0.5	---	5b (80)	6b (8)
3	2c	Et	0.08	40	0.5	---	5c (70)	6c (12)

^a All reactions were carried out in CH₂Cl₂ (0.034 M). ^b Mole of Grubb's catalyst per mole of **2**. ^c Isolated yields. (d) **3a:4a** = 80 : 20.



Scheme 3

In a similar fashion, nucleophilic addition to the C=N linkage of imine **8** occurs with full diastereoselectivity on the *exo* face of the bicyclic system, giving rise to the *endo*-amines **9a,b** (Scheme 4).¹⁰ Also, the Strecker cyanide addition afforded the α -aminonitrile **9c** as a single diastereomer.¹¹ Protection of the amino group of amines **9** with benzyl bromide or di-*tert*-butyl dicarbonate gave compounds **10**.



Scheme 4

The results of the domino metathesis of compounds **9** and **10** are presented in Table 2. It is worth mentioning that when the *endo*-7-oxanorborn-5-enylallyl amides **10a-c** were treated with 6% [Ru] at 25°C in the presence of allyl acetate, the reaction was highly regioselective, and compounds **11** were the only isomers that could be detected in the reaction mixture (Scheme 4).¹² Under similar reaction conditions (Table 1, entry 1), the allyl ethers **2** afforded a mixture of regioisomers of the cross metathesis and domino metathesis products in low overall yields.

Table 2. Domino metathesis of amines **9** and **10**^a

No.	9, 10	R ¹	R ²	11 (%) ^b
1	9a	H	H	---
2	10a	H	Boc	11a (65)
3	10b	Ph	Boc	11b (60)
4	10c	CN	Boc	11c (60)
5	10d	H	Bn	---

(a) All reactions were carried out in CH₂Cl₂ (0.034 M) with 0.06 mole of [Ru] per mole of **9** or **10**. (b) Isolated yields.

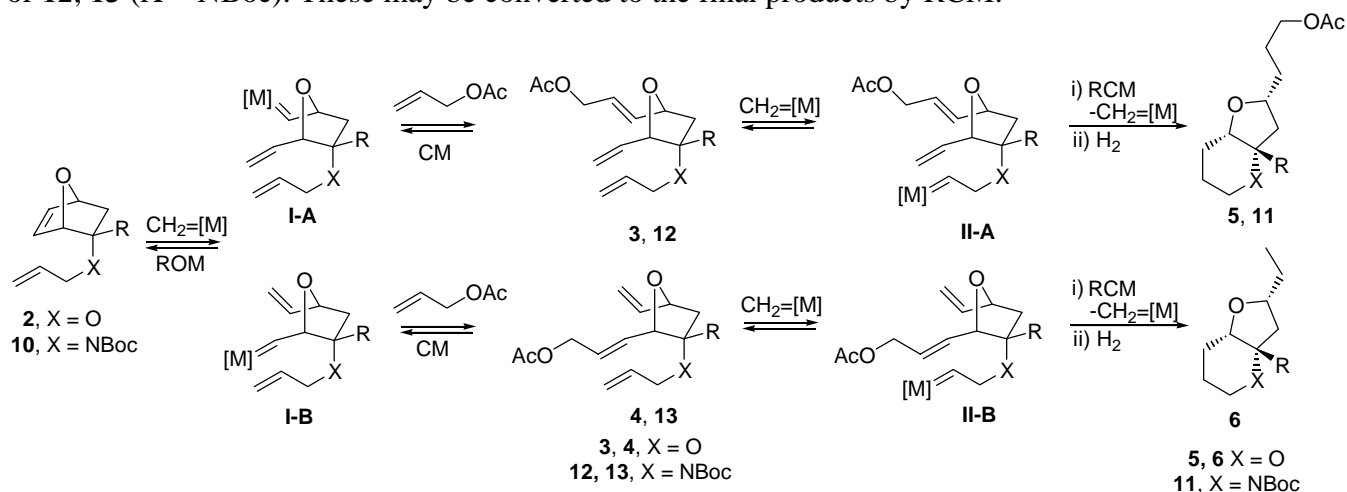
Treatment of compound **9a** with [Ru] (6% mol) in the presence of allyl acetate led only to the recovery of the starting materials (entry 1). We presumed that this result could stem from deactivation of the catalyst by the NH group.¹³ On the other hand, protection of the amine as Boc-derivative rendered compounds **10a-c**, where the lone pairs on nitrogen are less accessible due to delocalization with the carbamate moiety as well as steric encumbrance. Compound **10a** was an active substrate for the metathesis process (entry 2). This result was extended to compounds **10b,c** (entries 3-4). It was also noted that the N-benzyl derivative **10d** (entry 5) was not an active substrate for the domino metathesis process under these reaction conditions, giving rise to the recovery of the starting material.

Discussion

The domino metathesis reaction of the Boc-protected allyl amines **10a-c** took place directly to afford the corresponding oxazabicycles **11** as single regioisomers. On the other hand, under the same reaction conditions, the metathesis of the allyl ethers **2** gave rise to a mixture of products of cross and domino metathesis with low overall yields. An increase in catalyst loading and reaction temperature finally rendered good yields of the domino metathesis products **5** and **6**. These were obtained as a mixture of both regioisomers.

On the basis of these observations, the regiochemical outcome of the domino metathesis reactions of 2-substituted 7-oxanorborn-5-enes **2** and **10** could be understood at first by a sequence of ROM-CM-RCM reactions (Scheme 5). Thus, the initial ROM of the endocyclic

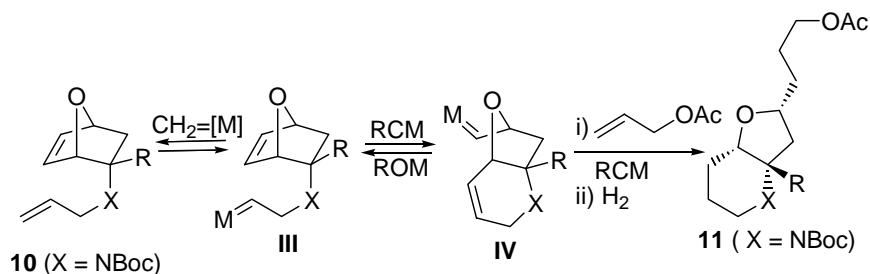
C=C bond would lead to the formation of two regioisomeric carbenes **I-A** and **I-B**. Intermolecular CM with allyl acetate would give rise to the ROM-CM intermediates **3**, **4** (X = O) or **12**, **13** (X = NBoc). These may be converted to the final products by RCM.



Scheme 5

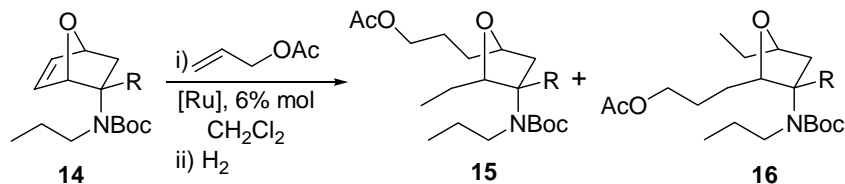
The predominant formation of compounds **5** (X = O) starting from the compounds **2** could be accounted for by steric interactions between the *endo* allyl chain at C-2 of the starting bicycle and the ligands of the metal in the first carbometallation step leading to intermediate **I-B** and also by steric inhibition of the reactivity of carbene **I-B**.^{3c} The exclusive formation of compounds **11** (X = NBoc) in the case of amines **10** may be explained in terms of the steric encumbrance of the Boc group, which would render the *endo* substituent more sterically demanding than in the previous case. This reaction pathway is supported by the isolation of intermediates **3** and **4** (X = O). However, formation of the corresponding regioisomeric intermediates **12** and **13** in the case of amines **10** was not observed.

Therefore, an alternative reaction pathway might be proposed (Scheme 6): initial carbometallation of the C=C bond of the allyl chain in **10** may lead to carbene **III**, which may be stabilized by chelation with the carbamate moiety. RCM followed by CM with allyl acetate would render *exclusively* compounds **11**.



Scheme 6

In order to establish the main reaction pathway, we have performed the metathesis reaction starting from propylamine **14** (Scheme 7). The propyl chain in **14** should have the same steric requirements than the allyl chain in **11**. Therefore, in the absence of the allyl double bond, the reaction is forced to follow the ROM-CM-RCM pathway. We have observed that the corresponding metathesis products **15** and **16** were obtained in a 60 : 40 ratio. These results parallel those obtained with the allyl ethers **2**, and are different from those obtained starting from the allyl amines **10**.



Scheme 7

Conclusions

The intramolecular domino metathesis reaction of 2-*endo* substituted 7-oxanorbornenes constitutes a useful process for the assembly of fused tetrahydrofuran rings with defined stereochemistry. This procedure is suitable for the introduction of a quaternary stereogenic center at the bridgehead position C-5 of the resulting new bicyclic analogs. In order to obtain high levels of regioselectivity, the nature of the lateral unsaturated chain is of crucial importance. Thus, regioselectivity is maximal when the domino metathesis reaction is directed first to the double bond of the lateral chain. This may be steered in the presence of groups able to stabilize the intermediate carbene by chelation.¹⁴ Instead, the ROM-CM-RCM sequence starting from the C=C endocyclic bond affords the domino metathesis products with diminished regioselectivity.

Experimental Section

General Procedures. Silica gel 60 F₂₅₄ was used for TLC, and the spots were detected with UV and vanillin solution. Flash column chromatography was carried out on silica gel 60. IR spectra have been recorded as CHCl₃ solutions. ¹H and ¹³C NMR spectra were recorded at 200 or 300 MHz and 50.5 or 75.5 MHz. MS was carried out at 70 eV.

General procedure for metathesis of allylic ethers 2a-c

To a solution of **2a-c** (0.50 mmol) and allylic acetate (0.50 mmol) in anhydrous CH₂Cl₂ (13 mL) at rt, was added (Cy₃P)₂Cl₂Ru=CHPh (33 mg, 0.04 mmol) dissolved in CH₂Cl₂ (2 mL). The reaction mixture was warmed to reflux, for 1-4 h, until the starting material disappeared (TLC

monitoring). After conversion was complete, the solvent was removed under reduced pressure. The reaction mixture was filtered through a pad of silica gel, which was washed with a mixture of hexane : ethyl acetate = 3 : 2. After removal of the solvent under reduced pressure, the crude reaction product was dissolved in MeOH (5.5 mL), 10% Pd on charcoal (10%) was added and the mixture was hydrogenated at 50 Psi for 5 h. Filtration of the catalyst and evaporation of the solvent, afforded a brown oil which was purified by chromatography (silica gel, hexane : ethyl acetate = 3 : 2).

(1S*, 3R*, 5S*)- 3-Acetoxypropyl-2,6-dioxo[4.3.0]nonane (5a). Colorless oil. IR (CHCl₃) ν 1730, 1215 cm⁻¹. ¹H RMN (300 MHz, CDCl₃) δ 1.30 (m, 1H), 1.50-1.90 (m, 8H), 2.05 (s, 3H), 2.20 (m, 1H), 3.25-3.40 (m, 2H), 3.55 (m, 1H), 3.95 (m, 2H), 4.05 (t, 2H, J = 6.3 Hz) ppm. ¹³C RMN (50.5 MHz, CDCl₃) δ 171.2, 77.5, 76.4, 76.1, 66.6, 64.5, 39.3, 32.8, 30.9, 25.3, 25.2, 20.5 ppm. Anal. Calcd. for C₁₂H₂₀O₄: C, 63.14; H, 8.83. Found: C, 63.35; H, 8.94.

(1S*, 3R*, 5S*)- 3-Ethyl-bis(2,6-dioxo[4.3.0]nonane (7). Colorless oil. IR (CHCl₃) ν 1225 cm⁻¹. ¹H RMN (300MHz, CDCl₃) δ 1.30 (m, 2H), 1.50-1.95 (m, 12H), 2.20 (m, 2H), 3.40 (t, 4H, J = 6.3 Hz), 3.55 (m, 2H), 3.95 (m, 4H) ppm. ¹³C RMN (50.5 MHz, CDCl₃) δ 78.6, 78.2, 77.2, 76.4, 66.9, 39.8, 39.6, 33.6, 33.3, 25.7, 25.6, 20.9 ppm. Anal. Calcd. for C₁₆H₂₆O₄: C, 68.08; H, 9.28. Found: C, 68.25; H, 9.54.

(1S*, 3R*, 5R*)-3-Acetoxypropyl-5-phenyl-2,6-dioxo [4.3.0]nonane, (5b). Colorless oil. IR (CHCl₃) ν 1730, 1650, 1215 cm⁻¹. ¹H RMN (300 MHz, CDCl₃) δ 1.60-1.80 (m, 9H), 2.05 (s, 3H), 2.20 (dd, 1H, J = 12.8, 7.2 Hz), 3.30 (td, 1H, J = 12.2, 1.3 Hz), 3.65 (bd, 1H, J = 12.2 Hz), 4.05 (m, 3H, H-3), 4.40 (m, 1H), 7.22-7.40 (m, 5H) ppm. ¹³C RMN (50.5 MHz, CDCl₃) δ 172.3, 141.1, 128.6, 127.1, 126.1, 82.5, 76.9, 65.8, 64.6, 63.1, 49.9, 32.9, 25.3, 23.6, 21.1, 20.0 ppm. Anal. Calcd. for C₁₈H₂₄O₄: C, 71.03; H, 7.95. Found: C, 71.12; H, 8.04.

(1S*, 3R*, 5R*)-3-Ethyl-5-phenyl-2,6-dioxo[4.3.0]nonane (6b). Colorless oil. IR (CHCl₃) ν 1650, 1215 cm⁻¹. ¹H RMN (300 MHz, CDCl₃) δ 0.95 (t, 3H, J = 7.2 Hz), 1.80-2.05 (m, 8H), 3.30 (td, 1H, J = 12.2, 1.3 Hz), 3.65 (m, 1H), 4.02 (m, 1H), 4.40 (m, 1H), 7.22-7.40 (m, 5H) ppm. ¹³C RMN (50.5 MHz, CDCl₃) δ 139.1, 128.2, 127.7, 125.8, 79.4, 75.9, 69.5, 62.6, 46.8, 29.3, 26.6, 23.1, 20.9, 7.2 ppm. Anal. Calcd. for C₁₅H₂₀O₂: C, 77.55; H, 8.68. Found: C, 77.62; H, 8.73.

(1S*, 3R*, 5S*)-3-Acetoxypropyl-5-ethyl-2,6-dioxo[4.3.0]nonane (5c). Colorless oil. IR (CHCl₃) ν 1730, 1215 cm⁻¹. ¹H RMN (300 MHz, CDCl₃) δ 0.95 (t, 3H, J = 7.0 Hz), 1.60-1.95 (m, 12H), 2.05 (s, 3H), 3.50 (m, 2H), 3.65 (m, 1H), 3.95 (m, 1H), 4.05 (t, 2H, J = 6.3 Hz) ppm. ¹³C RMN (50.5 MHz, CDCl₃) δ 171.7, 80.7, 78.4, 75.1, 64.6, 62.5, 42.3, 31.8, 26.3, 25.9, 25.1, 21.4, 20.5 ppm. Anal. Calcd. for C₁₄H₂₄O₄: C, 65.60; H, 9.44. Found: C, 65.74; H, 9.57.

(1S*, 3R*, 5S*)-3,5-Ethyl-2,6-dioxo[4.3.0]nonane, (6c). Colorless oil. IR (CHCl₃) ν 1225 cm⁻¹. ¹H RMN (300 MHz, CDCl₃) δ 0.90 (t, 3H, J = 7.0 Hz), 0.95 (t, 3H, J = 7.0 Hz), 1.60-1.95 (m, 10H), 3.55 (m, 2H), 3.75 (m, 1H), 3.95 (m, 1H) ppm. ¹³C RMN (50.5 MHz, CDCl₃) δ 79.2, 78.5, 70.1, 62.2, 38.3, 31.2, 26.4, 25.8, 23.1, 8.4, 8.1 ppm. Anal. Calcd. for C₁₁H₂₀O₂: C, 71.70; H, 10.94. Found: C, 71.92; H, 10.97.

General procedure for metathesis of allylic amines 10a-c and 14

To a solution of **10a-c** or **14** (0.20 mmol) and allylic acetate (0.20 mmol) in anhydrous CH₂Cl₂ (5 mL) at r.t., was added (Cy₃P)₂Cl₂Ru=CHPh (16 mg, 0.02 mmol) dissolved in CH₂Cl₂ (1.5 mL). The reaction mixture was stirred at room temperature for 24 hours. After conversion was complete (TLC monitoring), the solvent was removed under reduced pressure. The reaction mixture was filtered through a pad of silica gel, which was washed with a mixture of CH₂Cl₂/AcOEt, 4:1. After removal of the solvent under reduced pressure, the crude reaction product was dissolved in MeOH (5.0 mL), 10% Pd on charcoal (10%) was added and the mixture was hydrogenated at 50 Psi for 5 h. Filtration of the catalyst and evaporation of the solvent, afforded a brown oil which was purified by chromatography (silica gel, CH₂Cl₂/AcOEt, 4:1).

(2R*, 3aS*, 7aS*)-2-(3-Acetoxy-propyl)-4-tert-butoxycarbonyl-hexahydrofuro-[3,2-b]pyridine (11a). Colorless oil. IR (CHCl₃) ν 1715, 1220 cm⁻¹. ¹H RMN (300 MHz, CDCl₃) δ 1.48 (s, 9H), 1.55-1.80 (m, 8H), 2.05 (s, 3H), 2.10 (m, 2H), 2.90 (td, 1H, J = 9.2, 4.3 Hz), 3.75-4.00 (m, 3H), 4.09 (t, 2H, J = 6.7 Hz), 4.62 (m, 1H) ppm. ¹³C RMN (50.5 MHz, CDCl₃) δ 171.6, 158.7, 80.3, 77.6, 73.6, 64.8, 56.8, 47.4, 35.5, 30.5, 29.7, 28.2, 27.4, 25.2, 20.1 ppm. Anal. Calcd. for C₁₇H₂₉NO₅: C, 62.36; H, 8.93; N, 4.48. Found: C, 62.47; H, 8.90, N, 4.54.

(2R*, 3aR*, 7aS*)-2-(3-Acetoxypropyl)-4-tert-butoxycarbonyl-3a-phenyl-hexahydrofuro[3,2-b]pyridine (11b). Colorless oil. IR (CHCl₃) ν 1710, 1650, 1225 cm⁻¹. ¹H RMN (300 MHz, CDCl₃) δ 1.50 (s, 9H), 1.60-1.80 (m, 8H), 2.05 (s, 3H), 2.20 (m, 2H), 3.80-4.05 (m, 4H), 4.10 (t, 2H, J = 6.7 Hz), 7.25-7.40 (m, 5H) ppm. ¹³C RMN (50.5 MHz, CDCl₃) δ 172.1, 158.6, 141.3, 128.7, 127.1, 126.1, 80.4, 77.9, 74.1, 64.8, 59.1, 46.6, 37.5, 30.2, 29.5, 28.1, 27.7, 25.1, 20.2 ppm. Anal. Calcd. for C₂₃H₃₃NO₅: C, 68.46; H, 8.24; N, 3.47. Found: C, 68.49; H, 8.27, N, 3.42.

(2R*, 3aR*, 7aS*)-2-(3-Acetoxypropyl)-4-tert-butoxycarbonyl-3a-cyano-hexahydrofuro[3,2-b]pyridine (11c). IR (CHCl₃) ν 2250, 1715, 1225 cm⁻¹. ¹H RMN (300 MHz, CDCl₃) δ 1.50 (s, 9H), 1.60-1.85 (m, 8H), 2.05 (s, 3H), 2.15 (m, 2H), 3.85-4.10 (m, 3H), 4.12 (t, 2H, J = 6.7 Hz), 4.25 (m, 1H) ppm. ¹³C RMN (50.5 MHz, CDCl₃) δ 172.5, 156.9, 119.6, 80.4, 78.1, 74.2, 65.1, 57.5, 49.1, 38.2, 30.1, 29.4, 28.2, 27.0, 25.2, 20.3 ppm. Anal. Calcd. for C₁₈H₂₈N₂O₅: C, 61.34; H, 8.01; N, 7.95. Found: C, 61.37; H, 8.08, N, 7.97.

(2R*, 3R*, 5S*)-5-(3'-Acetoxypropyl)-2-ethyl-3-(4''-tert-butoxycarbonylpropyl-amino)tetrahydro-furan, 15 and (2S*, 3S*, 5R*)-2-(3'-acetoxypropyl)-5-ethyl-3-(4''-tert-butoxycarbonylpropyl-amino)tetrahydrofuran (16). Colorless oil, **15:16** = 60:40
IR (CHCl₃) ν 1715, 1220 cm⁻¹. ¹H RMN (300 MHz, CDCl₃) δ 0.85 (m, 6H), 1.35-1.60 (m, 18H), 2.02 (s, 3H), 2.15 (m, 1H, **15**), 2.25 (m, 1H, **16**), 2.60 (m, 2H), 3.30 (m, 1H), 3.60-3.80 (m, 2H), 4.05 (m, 2H) ppm. ¹³C RMN (50.5 MHz, CDCl₃) δ 171.2, 158.7, 82.6, 82.2, 79.1, 64.4, 56.7, 46.2, 36.2, 31.4, 28.2, 25.8, 23.6, 22.4, 20.9, 11.2, 10.6 ppm. Anal. Calcd. for C₁₉H₃₅NO₅: C, 63.84; H, 9.87; N, 3.92. Found: C, 63.87; H, 9.90, N, 3.94.

Acknowledgements

Ministerio de Ciencia y Tecnología (Project BQU2000-0653) is gratefully thanked for financial support. One of us (M.C.M) thanks Ministerio de Educación y Cultura (Spain) for a pre-doctoral grant.

References and Notes

1. (a) Vogel, P.; Cossy, J.; Plumet, J.; Arjona, O. *Tetrahedron* **1999**, *55*, 13521. (b) Vogel, P. *Current Org. Chem.* **2000**, *4*, 455.
2. For the Pauson-Khand reaction see: Arjona, O.; Csáký, A. G.; Murcia, M. C.; Plumet, J. *J. Org. Chem.* **1999**, *64*, 7338
3. For ROM-CM see: (a) Arjona, O.; Csáký, A. G.; Murcia, M. C.; Plumet, J. *J. Org. Chem.* **1999**, *64*, 9739. (b) Arjona, O.; Csáký, A. G.; Murcia, M. C.; Plumet, J.; Mula, M. B. *J. Organometal. Chem.* **2001**, *627*, 105. (c) Arjona, O.; Csáký, A.G.; Plumet, J. *Synthesis* **2000**, 857.
4. For a preliminary communication on the domino metathesis on *endo* allyl and propargyl ethers see: Arjona, O.; Csáký, A. G.; Murcia, M. C.; Plumet, J. *Tetrahedron Lett.* **2000**, *41*, 9777
5. (a) Schuster, M.; Blechert, S. *Angew. Chem., Int. Ed.* **1997**, *36*, 2036. (b) Grubbs, R. H.; Chang, S. *Tetrahedron* **1998**, *54*, 4413. (c) Fürstner, A. *Angew. Chem., Int. Ed.* **2000**, *39*, 3012. (d) Maier, M. E. *Angew. Chem., Int. Ed.* **2000**, *39*, 2073. (e) Undheim, K.; Efskind, J. *Tetrahedron* **2000**, *56*, 48. (f) Trnka, T. M.; Grubbs, R. H. *Acc. Chem. Res.* **2000**, *34*, 18 and therein cited references.
6. For the domino metathesis in norbornene systems see: Stragies, R.; Blechert, S. *Synlett* **1998**, 169.
7. Arjona, O.; Fernández, R.; Mallo, A.; Pérez, S.; Plumet, J. *J. Org. Chem.* **1989**, *54*, 4158.
8. For the occurrence of this skeleton among natural products see: (a) *Dictionary of Natural Products on CD-ROM*; Chapman and Hall/CRCnet Base, Version 8.1, August 1999. (b) Knapp, S. *Chem. Rev.* **1995**, *95*, 1859. (c) Leeuwenburgh, M. A.; Kulker, C.; Duynstee, H.K.; Overkleef, H. S.; van der Marel, G. A.; van Boom, J. H. *Tetrahedron* **1999**, *55*, 8253.
9. Compound **7** was isolated instead of **6a** (minor regioisomer). This can be explained by an *in situ* dimerization of the domino metathesis intermediate under these reaction conditions.
10. The reactivity of the imines derived from **1a** has been scarcely considered in the literature. See: Arjona, O.; Mallo, A.; Manzano, C.; Plumet, J.; Galbis, J.; Jaime, C. *J. Chem. Soc. Perkin Trans II* **1988**, 865.

11. Compared to cyanide addition to aldehydes, few literature references describe the asymmetric synthesis of α -amino acids with a quaternary α - center by this procedure. See: Cativiela, C.; Díaz-de-Villegas, M. D. *Tetrahedron Asymm.* **1998**, *9*, 3517.
12. For the first RCM process in cyclic enamides see: Kinderman, S. S.; Van Maarseveen, J.; Schoemaker, H. E.; Hiemstra, H.; Rutjes, F. P. J. T. *Org. Lett.* **2001**, *3*, 2045.
13. (a) Fu, G. C.; Nguyen, S. T.; Grubbs, R. H. *J. Am. Chem. Soc.* **1993**, *115*, 9856. (b) Wright, D. L.; Schulte, J. P.; Pages, M. A. *Org. Lett.* **2000**, *2*, 1847.
14. The domino metathesis of *endo* propargyl ethers derived from 7-oxanorbornene has also been reported to be highly regioselective (ref. 4). In this case, the regioselectivity stems from the formation of a vinylcarbene when the domino metathesis reaction commences by cyclometallation of the triple bond.