

Gold catalysis in organic synthesis: efficient intramolecular cyclization of γ -acetylenic carboxylic acids to 5-*exo*-alkylidene-butyrolactones

Emilie Genin, Patrick Y. Toullec, Peggy Marie, Sylvain Antoniotti, Célia Brancour, Jean-Pierre Genêt,* and Véronique Michelet*

Laboratoire de Synthèse Sélective Organique et Produits Naturels, E.N.S.C.P., UMR 7573, 11 rue P. et M. Curie, F-75231 Paris Cedex 05, France

E-mail: jean-pierre-genet@enscp.fr, veronique-michelet@enscp.fr

Dedicated to Professor Lutz Tietze on the occasion of his 65th birthday

Abstract

We have found that functionalized acetylenic acids may be cyclized under extremely mild conditions, at room temperature in the presence of AuCl catalyst and without the use of additives. The corresponding 5-*exo*-alkylidene-butyrolactones were isolated in high yields, and this process constitutes an easy and efficient route to highly valuable building blocks of natural products having biological interest.

Keywords: Gold, catalysis, cyclization, carboxylic acids, functionalized γ -butyrolactones

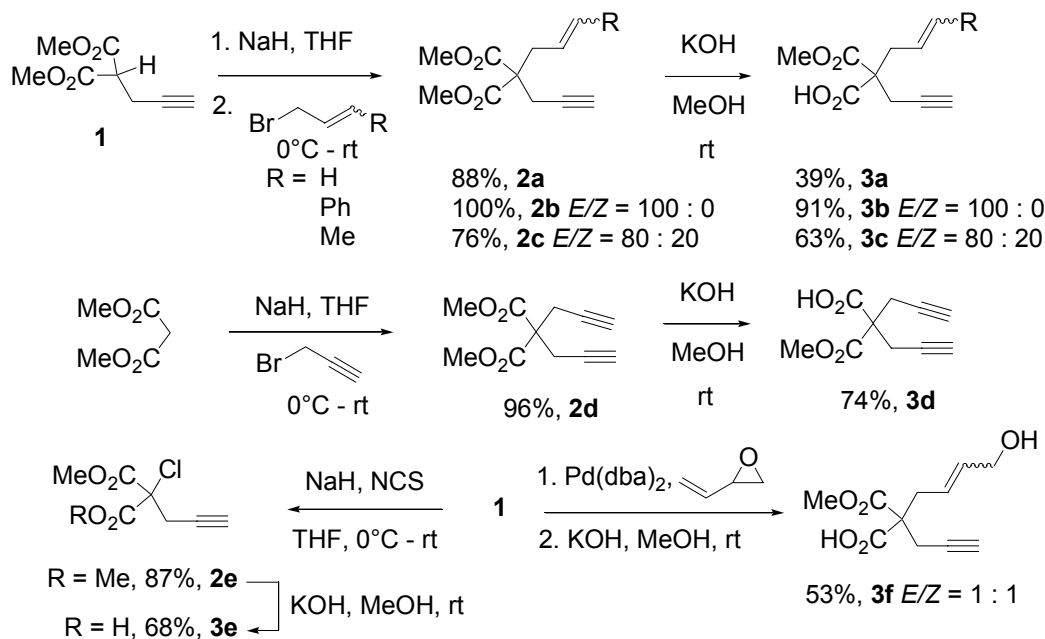
Introduction

Recent years have witnessed tremendous growth in the number of gold-catalyzed highly selective chemical transformations.¹ Gold was considered as an inert metal for a long time, and its ability to behave as a soft Lewis-acid has recently been recognized as a source of inspiration for organic chemists. Gold catalysts may activate unsaturated functionalities such as alkenes, allenes and alkynes, and therefore allow the creation of carbon-carbon and carbon-heteroatom bonds under extremely mild conditions.¹ Thus the addition of various nucleophiles to alkynes offers a fascinating opportunity to build up several complex and/or cyclic molecules. Various internal nucleophiles such as alkenyl,² sulfur,³ oxygen⁴ and nitrogen⁵ containing functions have been used in this regard. As part of our ongoing studies on metal-catalyzed atom-economical reactions,⁶ we have been interested in the use of gold for simple and highly efficient transformations. We have found that Au^I catalyst promotes a highly efficient cycloisomerization of bis-homopropargylic diols under very mild conditions and in very short time. This process,

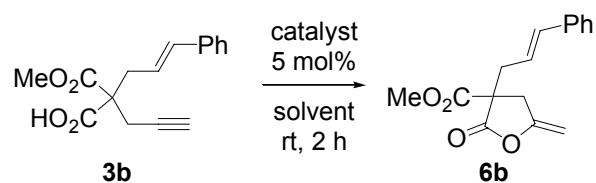
starting from easily accessible materials, was shown to be general, leading to functionalized strained bicyclic ketals.^{6c} In spite of the weaker nucleophilicity of the carboxylic function, the cyclization of acetylenic acids was also possible for the first time in the presence of gold.^{6a,7} The corresponding γ -lactones indeed constitute important building blocks for the synthesis of a myriad of natural or biologically active derivatives.^{8,9} We report herein our full investigations on cycloisomerizations of acetylenic acids leading to functionalized γ -butyrolactones.

Results and Discussion

Putting the stress on the preparation of acetylenic acids possessing functionalized side chains in a convenient and general way, we decided to take advantage of the malonic synthesis to introduce a variety of substituents at the carbon adjacent to the acid group (Scheme 1). We therefore synthesized some propargylic diesters starting from available **1**: the alkylation step was performed under conventional conditions. The monosaponification reaction then occurred selectively in basic methanolic medium.¹⁰ The carboxylic acids **3a-c** bearing an allylic or various substituted alkenyl side chains were obtained in moderate to excellent isolated yields. A bis-propargylic derivative **2d** was also synthesized and transformed into the monoacid **3d** in high isolated yields. Starting from **1**, we also envisaged the preparation of a halogen-containing derivative, which was achieved via an electrophilic chlorination reaction under mild conditions. The chloro-substituted carboxylic acid **3e** was isolated in 59% yield in two steps. An allylic free alcohol substrate was also easily prepared according to Trost's Pd-catalyzed methodology.¹¹ The alkyne **3f** was obtained as an *E/Z* mixture in 53% yield.



Scheme 1

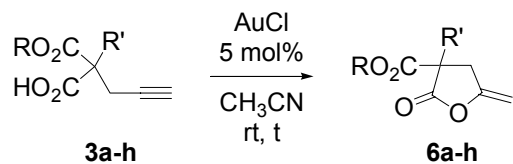
Table 1. Cyclization of carboxylic acid **3b**

Entry	Catalyst ^a	Solvent	Yield (%) ^b
1	AuCl	CH ₃ CN	90
2	AuCl ₃	CH ₃ CN	84
3	AgOTf	CH ₃ CN	10 ^c
4	Sc(OTf) ₃	CH ₃ CN	0
5	HCl	CH ₃ CN	0
6	AuCl	Toluene	60
7	AuCl	CH ₂ Cl ₂	63
8	AuCl	C ₂ H ₄ Cl ₂	57

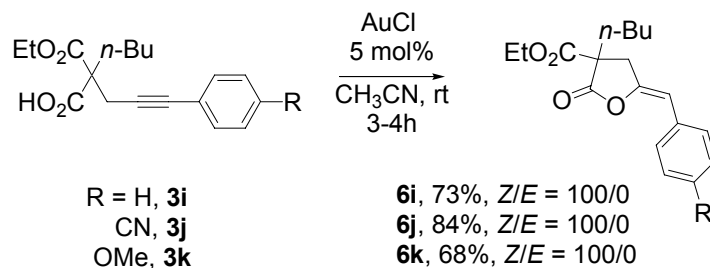
^a 5 mol. %; ^b isolated yield; ^c conversion

The presence of allylic or propargylic side chains was compatible with the reaction conditions and no other competitive addition to these unsaturated moieties⁷ was observed (Table 2, entries 1, 2). The chloro- or free alcohol- substituted carboxylic acids **3e-f** underwent a clean and selective cyclization reaction leading to γ -lactones **6e-f** in 85-95% isolated yields. The benzyl- and *n*-butyl- functionalized lactones **6g-h** were also isolated in excellent yields.

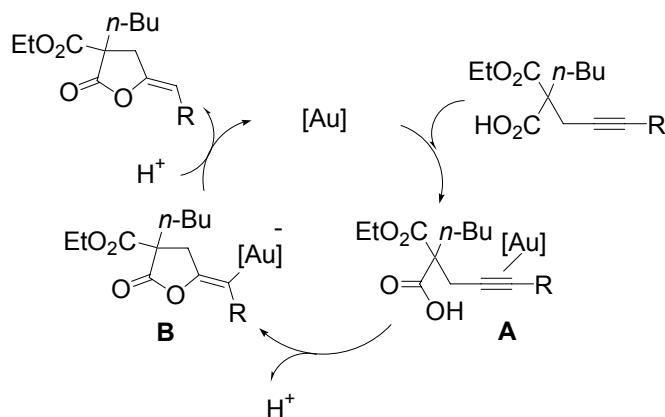
The cyclizations delivered only the 5-*exo* product. The stereochemical outcome of the addition process on the alkyne moiety was established on substituted alkynyl derivatives. The aryl functionalized carboxylic acids **3i-k** were subjected to the optimized conditions. We were pleased to see that the 5-*exo* process was still effective and the stereochemistry of the resulting alkenes was proved to be exclusively *Z*-. The stereochemistry of the double bond was demonstrated by performing NOESY NMR experiments on lactones **6j** and **6k**. It has to be noted that the electronic effects influenced the yield of the reaction. An electron-withdrawing group such as a cyano group enhanced the reactivity of the carboxylic acid **3j**, whereas an electron-donating group such as a methoxy group deactivated the alkynyl moiety and therefore produced a lower yield for the cyclization reaction.

Table 2. AuCl-catalyzed cyclization of acetylenic acids in acetonitrile at room temperature

Entry	Acid 3	t (h)	Lactone 6	Yield (%) ^a
1		3a , 2		6a , 72
2		3c , 2		6c , 78
3		3d , 2		6d , 97
4		3e , 2		6e , 95
5		3f , 2		6f , 85
6		3g , 1		6g , 97
7		3h , 2		6h , 83

^a isolated yield**Scheme 3**

Thus, a tentative mechanism for the Au-catalyzed cyclization reaction is proposed in Scheme 4. The reaction may be initiated by the formation of the π -alkynyl complex **A** through the complexation of the unsaturated triple bond to the Au catalyst. The electrophilicity of the alkyne is therefore enhanced in the same manner as in the case of other metal-catalyzed nucleophilic addition reactions to unsaturated moieties.¹⁴ The addition of the carboxylic acid function to the triple bond then occurs *anti*- to the gold catalyst and leads to the vinylgold intermediate **B**. The last step may then be protodemetalation leading to the γ -lactone and regenerating the Au catalyst.



Scheme 4. Tentative mechanism for the Au-catalyzed cyclization reaction of acetylenic carboxylic acids.

In summary, a highly efficient cyclization reaction of γ -acetylenic carboxylic acids was developed by using AuCl as a simple commercially available catalyst in acetonitrile at room temperature. The carboxylic substrates were very easily prepared from simple precursors and the cyclization reactions afforded selectively the corresponding 5-*exo*-alkylidene-butyrolactones. The mechanism was investigated through the preparation and reaction of substituted alkynes. Further investigations will be dedicated to the synthesis of δ -lactones, as well as the application in natural product synthesis.

Experimental Procedures

General Procedures. Reagents were commercially available from Acros, Aldrich or Avocado and were used without further purification. RT denotes room temperature. All manipulations involving air-sensitive reagents were carried out under argon and Schlenk techniques for catalytic tests. Column chromatography was performed with E. Merck 0.040-0.063 mm Art. 11567 silica gel. ¹H NMR and ¹³C NMR were recorded on a Bruker AV 300 instrument. All signals for ¹H and ¹³C NMR were expressed as ppm downfield from Me₄Si used as an internal

standard (δ). Coupling constants (J) are reported in Hz and refer to apparent peak multiplicities. Mass spectrometry analyses were performed at the Ecole Nationale Supérieure de Chimie de Paris with a Hewlett-Packard HP 5989 A. Direct introduction experiments were done by electronic impact. High resolution mass spectra were performed on a Varian MAT311 instrument at the Ecole Normale Supérieure (Paris). The spectral characterizations of **2a**,¹⁵ **2b**,¹⁵ **2c**,¹⁶ **2d**,¹⁷ **2f**,¹¹ **2g**,¹⁸ **2h**,¹⁹ **6a-6j**^{6a} are identical to those published in the literature.

Standard procedure for alkylation reaction of malonates and synthesis of 2a-d, 2g-h. Under an inert atmosphere (Ar) NaH (1.1 eq., M = 24, 60 wt.% in mineral oil) was added portionwise at 0°C to a solution of substrate (1 eq.) in anhydrous THF. The mixture was allowed to warm to RT, and the bromide (1.1 eq.) was slowly added. The mixture was stirred at RT to completion of the reaction, quenched with water, and extracted with Et₂O. The combined organic layers were washed with saturated aqueous NaCl solution, dried over MgSO₄, filtered and concentrated under reduced pressure. The crude product was purified by silica gel flash chromatography (cyclohexane/EtOAc, 80/20 to 95/5) if necessary.

Standard procedure for monosaponification reaction. Under inert atmosphere (Ar) a solution of KOH (1.2 eq., M = 56) in anhydrous methanol or ethanol was added to a solution of substrate (1 eq.). The mixture was stirred at RT to completion of the reaction. Solvent was then evaporated under reduced pressure and the crude solid was dissolved in Et₂O. The organic layer was washed three times with aqueous sodium bicarbonate (5 wt. %). The aqueous phase was acidified to pH = 1 with concentrated HCl and then extracted with Et₂O, dried over MgSO₄, filtered, and concentrated under reduced pressure.

Standard procedure for Sonogashira reaction. Under an inert atmosphere (Ar) PdCl₂ (5% eq., M = 177.3) and triphenylphosphane (10% eq., M = 262.3) were added to a solution of aryl iodide (1.2 eq.) in anhydrous THF (0.1 mol/L). The mixture was stirred at RT for 10 min, then triethylamine (2 eq., M = 101.19, d = 0.726) was added. The mixture was stirred at RT for 10 minutes more, then CuI (0.1 eq., M = 190.5) was added. After 30 min stirring, a solution of substrate (1 eq.) in anhydrous THF (0.7 mol/L) was added and the mixture stirred at 50°C for 16 h. After completion of the reaction, solvent was evaporated under reduced pressure and the crude mixture was purified by silica gel flash chromatography (cyclohexane/EtOAc, 92/8) to give the desired product.

Standard procedure for acid cyclization. A mixture of acetylenic acid and AuCl (5 mol.%) in degassed acetonitrile (1.2 mol.L⁻¹) was stirred under an argon atmosphere at RT. After completion of the reaction, the mixture was filtered through a short pad of silica (EtOAc) and the solvents were evaporated under reduced pressure to give the corresponding lactone.

2-(Methoxycarbonyl)-2-(prop-2-ynyl)pent-4-enoic acid (3a). ¹H-NMR (300 MHz, CDCl₃): δ = 2.05 (t, J = 2.7 Hz, 1H), 2.75-2.84 (m, 4H), 3.78 (s, 3H), 5.16 (d, J = 10.0 Hz, 1H), 5.21 (d, J = 18.0 Hz, 1H), 5.55-5.80 (m, 1H). ¹³C-NMR (75 MHz, CDCl₃): δ = 22.9, 36.8, 53.0, 57.0, 71.8, 78.4, 120.3, 131.2. CI-MS (NH₃) m/z 197 (M+H)⁺, 214 (M+NH₄)⁺. HRMS calculated for C₁₀H₁₂O₄: 197.0814, found: 197.0818.

(E)-2-(Methoxycarbonyl)-5-phenyl-2-(prop-2-ynyl)pent-4-enoic acid (3b). $^1\text{H-NMR}$ (300 MHz, CDCl_3): $\delta = 2.07$ (t, $J = 2.7$ Hz, 1H), 2.87 (d, $J = 2.7$ Hz, 2H), 2.99-2.94 (m, 2H), 3.79 (s, 3H), 6.11 (dt, $J = 15.7, 7.8$ Hz, 1H), 6.45 (d, $J = 15.7$ Hz, 1H), 7.35-7.25 (m, 5H). $^{13}\text{C-NMR}$ (75 MHz, CDCl_3): $\delta = 23.2, 36.2, 53.1, 57.2, 71.9, 78.4, 122.5, 126.3, 127.6, 128.5, 135.1, 136.8, 170.3, 174.5$. GC-MS m/z 295.2 ($\text{M}+\text{Na}$) $^+$. HRMS calculated for $\text{C}_{16}\text{H}_{17}\text{O}_4$, 273.1121; found, 273.1124.

2-(Methoxycarbonyl)-2-(prop-2-ynyl)hex-4-enoic acid (E/Z: 80/20) (3c). $^1\text{H-NMR}$ (300 MHz, CDCl_3): $\delta = 1.66$ (d, $J = 6.5$ Hz, 6H), 2.03 (t, $J = 2.6$ Hz, 2H), 2.71-2.83 (m, 8H), 3.78 (s, 3H), 3.79 (s, 3H), 5.10-5.25 (m, 2H), 5.55-5.75 (m, 2H). $^{13}\text{C-NMR}$ (75 MHz, CDCl_3): $\delta = 17.9, 29.5, 35.3, 52.9, 57.1, 71.6, 78.5, 123.4, 131.0, 170.1, 175.1$. GC-MS m/z 233.2 ($\text{M}+\text{Na}$) $^+$. HRMS calculated for $\text{C}_{11}\text{H}_{15}\text{O}_4$, 211.0971; found, 211.0978.

2-(Methoxycarbonyl)-2-(prop-2-ynyl)pent-4-ynoic acid (3d). $^1\text{H-NMR}$ (300 MHz, CDCl_3): $\delta = 2.00$ (t, $J = 2.4$ Hz, 1H), 2.94 (d, $J = 2.4$ Hz, 2H), 3.74 (s, 3H), 9.87 (s, 1H). $^{13}\text{C-NMR}$ (75 MHz, CDCl_3): $\delta = 22.6, 53.4, 56.4, 72.0, 77.9, 168.7, 173.8$. CI-MS (NH_3) m/z 212 ($\text{M}+\text{NH}_4$) $^+$. HRMS calculated for $\text{C}_{10}\text{H}_{11}\text{O}_4$, 195.0657; found, 195.0654.

Dimethyl 2-chloro-2-(prop-2-ynyl)malonate (2e). Propargyldimethyl malonate **1** (1.36g; 8 mmol) is placed in a 100 mL Schlenk tube containing 25 mL of distilled THF, under argon. The solution is cooled to 0°C and 380 mg of a 60% dispersion of NaH in oil (9.6 mmol) is added portionwise. Stirring is maintained for 10 min at 0°C, then 1.28g of *N*-chlorosuccinimide (9.6 mmol) is added portionwise over 10 min. The reaction is slowly allowed to warm up to RT and the reaction stirred for 16 hours. Solvents are removed under reduced pressure. The solid residue is dissolved in 50 mL of diethyl ether, and the solution washed twice with 50 mL of saturated aq. NH_4Cl . The organic layer is collected, dried over MgSO_4 and the solvents removed under reduced pressure. The crude yellow oil is purified by column chromatography on silica gel using cyclohexane/ethyl acetate (80/20) as eluent. The product **2e** is obtained as a colorless oil (1.43g, 87%). $^1\text{H-NMR}$ (300 MHz, CDCl_3): $\delta = 2.12$ (t, $J = 2.6$ Hz, 1H), 3.15 (t, $J = 2.6$ Hz, 2H), 3.82 (s, 6H). $^{13}\text{C-NMR}$ (75 MHz, CDCl_3): $\delta = 29.3, 54.1, 68.0, 72.5, 76.6, 166.0$. CI-MS (NH_3) m/z 222 ($\text{M}+\text{NH}_4$) $^+$, 205 ($\text{M}+\text{H}$) $^+$. HRMS calculated for $\text{C}_8\text{H}_{10}\text{O}_4^{35}\text{Cl}$, 205.0268; found, 205.0267. Calculated for $\text{C}_8\text{H}_{10}\text{O}_4^{37}\text{Cl}$, 207.0218; found, 207.0243.

2-Chloro-2-(methoxycarbonyl)pent-4-ynoic acid (3e). $^1\text{H-NMR}$ (300 MHz, CDCl_3): $\delta = 2.17$ (t, $J = 2.7$ Hz, 1H), 3.20 (d, $J = 2.7$ Hz, 2H), 3.89 (s, 3H), 7.16 (br. s, 1H). $^{13}\text{C-NMR}$ (75 MHz, CDCl_3): $\delta = 29.1, 54.4, 67.8, 72.8, 76.4, 166.0, 169.3$. CI-MS (NH_3) m/z 208 ($\text{M}+\text{NH}_4$) $^+$. HRMS calculated for $\text{C}_7\text{H}_7\text{O}_4^{35}\text{Cl}$, 191.0111; found, 191.0114.

6-Hydroxy-2-(methoxycarbonyl)-2-(prop-2-ynyl)hex-4-enoic acid (3f) (E/Z: 1/1). $^1\text{H-NMR}$ (300 MHz, CDCl_3): $\delta = 2.05$ (t, $J = 2.7$ Hz, 1H), 2.08 (t, $J = 2.7$ Hz, 1H), 2.78-2.89 (m, 8H), 3.79 (s, 3H), 3.80 (s, 3H), 4.10 (d, $J = 5.5$ Hz, 2H), 4.22 (d, $J = 7.1$ Hz, 2H), 5.39-5.46 (m, 2H), 5.78-5.90 (m, 2H). $^{13}\text{C-NMR}$ (75 MHz, CDCl_3): $\delta = 31.5, 34.5, 34.8, 36.7, 53.4, 53.5, 55.0, 58.2, 62.9, 71.8, 76.6, 124.1, 124.2, 134.1, 135.5, 169.2, 169.3, 172.1, 172.3$. CI-MS (NH_3) m/z 244 ($\text{M}+\text{NH}_4$) $^+$, 227 ($\text{M}+\text{H}$) $^+$. HRMS calculated for $\text{C}_{11}\text{H}_{18}\text{O}_5\text{N}$, 244.1185; found, 244.1191.

2-Benzyl-2-(ethoxycarbonyl)pent-4-ynoic acid (3g). $^1\text{H-NMR}$ (300 MHz, CDCl_3): δ = 1.30 (t, J = 7.1 Hz, 3H), 2.17 (t, J = 2.6 Hz, 1H), 2.68 (dd, J = 17.1 Hz, 2.7 Hz, 1H), 2.76 (dd, J = 17.1 Hz, 2.7 Hz, 1H), 3.39 (q, J = 13.8 Hz, 2H), 4.23 (dd, J = 7.1 Hz, 1.5 Hz, 1H), 4.28 (dd, J = 7.1 Hz, 1.5 Hz, 1H), 7.18-7.30 (m, 5H). $^{13}\text{C-NMR}$ (75 MHz, CDCl_3): δ = 14.1, 22.4, 37.8, 40.3, 59.3, 71.3, 82.7, 125.7, 127.6, 129.8, 139.0, 169.2, 173.0. CI-MS (NH_3) m/z 278 ($\text{M}+\text{NH}_4$) $^+$, 261 ($\text{M}+\text{H}$) $^+$. HRMS calculated for $\text{C}_{15}\text{H}_{17}\text{O}_4$, 261.1127; found, 261.1134.

2-(Ethoxycarbonyl)-2-(prop-2-ynyl)hexanoic acid (3h). $^1\text{H-NMR}$ (300 MHz, CDCl_3): δ = 0.90 (t, J = 7.2 Hz, 3H), 1.10-1.40 (m, 7H), 2.00-2.10 (m, 3H), 2.80 (dd, J = 17.1 Hz, 2.7 Hz, 1H), 2.90 (dd, J = 17.1 Hz, 2.7 Hz, 1H), 4.29 (q, J = 7.2 Hz, 1H), 10.3 (br. s, 1H). $^{13}\text{C-NMR}$ (75 MHz, CDCl_3): δ = 13.8, 13.9, 22.7, 23.2, 26.2, 32.4, 57.0, 62.1, 71.5, 78.6, 170.7, 175.7. CI-MS (NH_3) m/z 244 ($\text{M}+\text{NH}_4$) $^+$, 227 ($\text{M}+\text{H}$) $^+$. HRMS calculated for $\text{C}_{12}\text{H}_{19}\text{O}_4$, 227.1283; found, 227.1282.

Diethyl 2-butyl-2-(3-phenylprop-2-ynyl)malonate (2i). $^1\text{H-NMR}$ (300 MHz, CDCl_3), δ = 0.91 (t, J = 7.2 Hz, 3H), 1.15-1.42 (m, 10H), 2.00-2.15 (m, 2H), 3.03 (s, 2H), 4.21 (q, J = 7.1 Hz, 1H), 7.25-7.37 (m, 5H). $^{13}\text{C-NMR}$ (75 MHz, CDCl_3), δ = 14.7, 14.8, 23.6, 24.3, 26.8, 32.4, 57.9, 62.2, 83.9, 85.3, 124.0, 128.7, 128.8, 132.3, 171.2. CI-MS (NH_3) m/z 348 ($\text{M}+\text{NH}_4$) $^+$, 331 ($\text{M}+\text{H}$) $^+$. HRMS calculated for $\text{C}_{20}\text{H}_{27}\text{O}_4$, 331.1909; found, 331.1903.

2-(Ethoxycarbonyl)-2-(3-phenylprop-2-ynyl)hexanoic acid (3i). $^1\text{H-NMR}$ (300 MHz, CDCl_3): δ = 0.90 (t, J = 7.0 Hz, 3H), 1.22-1.37 (m, 7H), 2.00-2.12 (m, 2H), 2.98 (d, J = 17.0 Hz, 1H), 3.11 (d, J = 17.0 Hz, 1H), 4.30 (q, J = 7.0 Hz, 2H), 7.26-7.37 (m, 5H). $^{13}\text{C-NMR}$ (75 MHz, CDCl_3): δ = 12.8, 13.0, 21.8, 23.1, 25.2, 31.3, 56.4, 61.0, 82.5, 83.1, 122.1, 127.0, 127.2, 130.6, 169.7, 175.2. CI-MS (NH_3) m/z 320 ($\text{M}+\text{NH}_4$) $^+$, 303 ($\text{M}+\text{H}$) $^+$. HRMS calculated for $\text{C}_{18}\text{H}_{23}\text{O}_4$, 303.1596; found, 303.1594.

Diethyl 2-butyl-2-(3-(4-cyanophenyl)prop-2-ynyl)malonate (2j). $^1\text{H-NMR}$ (300 MHz, CDCl_3): δ = 0.91 (t, J = 7.1 Hz, 3H), 1.22-1.42 (m, 10H), 2.04-2.10 (m, 2H), 3.05 (s, 2H), 4.22 (q, J = 7.1 Hz, 4H), 7.42 (d, J = 8.0 Hz, 2H), 7.56 (d, J = 8.0 Hz, 2H). $^{13}\text{C-NMR}$ (75 MHz, CDCl_3): δ = 13.8, 14.1, 22.8, 23.7, 26.1, 31.8, 57.0, 61.6, 81.9, 111.3, 118.5, 128.3, 131.9, 132.2, 170.3. CI-MS (NH_3) m/z 373 ($\text{M}+\text{NH}_4$) $^+$, 356 ($\text{M}+\text{H}$) $^+$. HRMS calculated for $\text{C}_{21}\text{H}_{26}\text{O}_4\text{N}$, 356.1862; found, 356.1866.

2-(Ethoxycarbonyl)-2-(3-(4-cyanophenyl)prop-2-ynyl)hexanoic acid (3j). $^1\text{H-NMR}$ (300 MHz, CDCl_3): δ = 0.91 (t, J = 7.0 Hz, 3H), 1.22-1.43 (m, 7H), 2.03-2.10 (m, 2H), 3.03 (d, J = 17.3 Hz, 1H), 3.12 (d, J = 17.3 Hz, 1H), 4.28 (q, J = 7.0 Hz, 2H), 7.42 (d, J = 8.0 Hz, 2H), 7.56 (d, J = 8.0 Hz, 2H). $^{13}\text{C-NMR}$ (75 MHz, CDCl_3): δ = 13.8, 14.0, 22.7, 24.8, 26.4, 33.3, 57.2, 62.3, 82.2, 89.1, 111.5, 118.4, 128.0, 131.9, 132.2, 171.5, 174.1. CI-MS (NH_3) m/z 345 ($\text{M}+\text{NH}_4$) $^+$, 328 ($\text{M}+\text{H}$) $^+$. HRMS calculated for $\text{C}_{19}\text{H}_{22}\text{O}_4\text{N}$, 328.1549; found, 328.1547.

Diethyl 2-butyl-2-(3-(4-methoxyphenyl)prop-2-ynyl)malonate (2k). $^1\text{H-NMR}$ (300 MHz, CDCl_3): δ = 0.91 (t, J = 7.1 Hz, 3H), 1.94-2.06 (m, 10H), 2.10-2.12 (m, 2H), 3.00 (s, 2H), 3.78 (s, 3H), 4.20 (q, J = 8.0 Hz, 4H), 6.79 (d, J = 8.9 Hz, 2H), 7.28 (d, J = 8.9 Hz, 2H). $^{13}\text{C-NMR}$ (75 MHz, CDCl_3): δ = 13.9, 14.1, 22.9, 23.6, 26.1, 31.7, 55.2, 57.2, 61.4, 77.2, 83.0, 113.8, 115.5, 133.0, 159.3, 170.6. CI-MS (NH_3) m/z 378 ($\text{M}+\text{NH}_4$) $^+$, 361 ($\text{M}+\text{H}$) $^+$. HRMS calculated for $\text{C}_{21}\text{H}_{29}\text{O}_5$, 361.2015; found, 361.2012.

2-(Ethoxycarbonyl)-2-(3-(4-methoxyphenyl)prop-2-ynyl)hexanoic acid (3k). ¹H-NMR (300 MHz, CDCl₃): δ = 0.90 (t, *J* = 7.0 Hz, 3H), 1.22-1.37 (m, 7H), 2.00-2.10 (m, 2H), 2.97 (d, *J* = 17.0 Hz, 1H), 3.07 (d, *J* = 17.0 Hz, 1H), 3.79 (s, 3H), 4.27 (q, *J* = 7.0 Hz, 2H), 6.79 (d, *J* = 8.9 Hz, 2H), 7.28 (d, *J* = 8.9 Hz, 2H). ¹³C-NMR (75 MHz, CDCl₃): δ = 13.8 (CH₃), 14.0 (CH₃), 22.8 (CH₂), 24.8 (CH₂), 26.4 (CH₂), 33.1 (CH₂), 55.3 (CH₂), 57.4 (CH₂), 62.2 (CH₃), 82.4 (C), 83.4 (C), 113.8 (2 CH Ar.), 115.3 (C), 133.0 (2 CH Ar.), 159.4 (C), 171.8 (C), 175.1 (C). CI-MS (NH₃) *m/z* 350 (M+NH₄)⁺, 333 (M+H)⁺. HRMS calculated for C₁₉H₂₅O₅, 333.1702; found, 333.1700.

3-Methoxycarbonyl-5-methylene-γ-butyrolactone (6k). ¹H-NMR (300 MHz, CDCl₃): δ = 0.86 (t, *J* = 6.8 Hz, 3H), 1.10-1.30 (m, 7H), 1.80-2.05 (m, 2H), 2.25-2.35 (m, 2H), 2.75-3.10 (m, 2H), 3.84 (s, 3H), 4.22 (q, *J* = 7.0 Hz, 2H), 6.89 (d, *J* = 11.7 Hz, 2H), 7.90 (d, *J* = 11.7 Hz, 2H). ¹³C-NMR (75 MHz, CDCl₃): δ = 13.7, 14.0, 22.8, 26.9, 29.8, 33.9, 35.7, 55.4, 57.2, 62.1, 77.2, 113.7, 129.6, 130.4, 163.6, 174.7, 197.6. CI-MS (NH₃) *m/z* 368 (M+NH₄)⁺, 351 (M+H)⁺. HRMS calculated for C₁₉H₂₇O₆, 351.1812; found, 351.1808.

Acknowledgements

This work was supported by the Centre National de la Recherche Scientifique and partially by a grant from CPER (action 10040 "Pole Chimie du vivant"). E.G. is grateful to the Ministère de l'Éducation et de la Recherche for financial support (2003-2006). The authors thank M.-N. Rager (Ecole Nationale Supérieure de Chimie de Paris) for NMR NOESY experiments.

References and footnotes

1. For representative reviews, see: (a) Hashmi, A. S. K. *Angew. Chem. Int. Ed.* **2005**, *44*, 6990. (b) Höffmann-Röder, A.; Krause, N. *Org. Biomol. Chem.* **2005**, *3*, 387. (c) Hashmi, A. S. K. *Gold Bull.* **2004**, *37*, 51. (d) Arcadi, A.; Di Giuseppe, S. *Curr. Org. Chem.* **2004**, *8*, 795. (e) Bianchi, G.; Arcadi, A. In *Targets in Heterocyclic Systems* **2004**, *8*, 82. (f) Hashmi, A. S. K. *Gold Bull.* **2003**, *36*, 3. (g) Dyker, G. *Angew. Chem. Int. Ed.* **2000**, *39*, 4237.
2. Georgy, M.; Boucard, V.; Campagne, J.-M. *J. Am. Chem. Soc.* **2005**, *127*, 14180. (b) Zhang, L.; Kozmin, S. A. *J. Am. Chem. Soc.* **2005**, *127*, 6962. (c) Gagosz, F. *Org. Lett.* **2005**, *7*, 4129. (d) Nieto-Oberhuber, C.; Lopez, S.; Echavarren, A. M. *J. Am. Chem. Soc.* **2005**, *127*, 6178. (e) Zhang, L.; Kozmin, S. A. *J. Am. Chem. Soc.* **2004**, *126*, 11806. (f) Luzung, M. R.; Markham, J. P.; Toste, F. D. *J. Am. Chem. Soc.* **2004**, *126*, 10858. (g) Sherry, B. D.; Toste, F. D. *J. Am. Chem. Soc.* **2004**, *126*, 15978. (h) Mamane, V.; Gress, T.; Krause, H.; Fürstner, A. *J. Am. Chem. Soc.* **2004**, *126*, 8654. (i) Nieto-Oberhuber, C.; Muñoz, M. P.; Bunuel, E.; Nevado, C.; Cardenas, D. J.; Echavarren, A. M. *Angew. Chem. Int. Ed.* **2004**, *43*, 2402. (j) Nevado, C.; Cardenas, D. J.; Echavarren, A. M. *Chem. Eur. J.* **2003**, *9*, 2627. (k) Hashmi, A

- .S. K.; Frost, T. M.; Bats, J. W. *J. Am. Chem. Soc.* **2000**, *122*, 11553. (l) Reich, N. W.; Yang, C.-G.; Shi, Z.; He, C. *Synlett* **2006**, 1278. (m) Sherry, B.D.; Maus, L.; Laforteza, B.N.; Toste, F.D. *J. Am. Chem. Soc.* **2006**, *128*, 8132. (o) Nieto-Oberhuber, C.; Muñoz, M.P.; Lopezl, S.; Jimenez-Nunez, E.; Nevado, C.; Herrero-Gomez, E.; Raducan, M.; Echavarren, A.M. *Chem. Eur. J.* **2006**, *12*, 1677. (p) Marion, N.; de Frémont, P.; Lemièrre, G.; Stevens, E.D.; Fensterbank, L.; Malacria, M.; Nolan, S.P. *Chem. Commun.* **2006**, 2048.
3. Morita, N.; Krause, N. *Angew. Chem. Int. Ed. Engl.* **2006**, *45*, 1897. (b) Nakamura, I.; Sato, T.; Yamamoto, Y. *Angew. Chem. Int. Ed. Engl.* **2006**, *45*, 4473.
4. Shi, X.; Gorin, D.J.; Toste, F.D. *J. Am. Chem. Soc.* **2005**, *127*, 5802. (b) Suhre, M.H.; Reif, M.; Kirsch, S.F. *Org. Lett.* **2005**, *7*, 3925. (c) Yao, T.; Zhang, X.; Larock, R.C. *J. Am. Chem. Soc.* **2004**, *126*, 11164. (d) Hashmi, A.S.K.; Weyrauch, J.P.; Frey, W.; Bats, J.W. *Org. Lett.* **2004**, *6*, 4391. (e) Asao, N.; Nogami, T.; Lee, S.; Yamamoto, Y. *J. Am. Chem. Soc.* **2003**, *126*, 7458-7459. (f) Gasparrini, F.; Giovannoli, M.; Misiti, D.; Natile, G.; Palmieri, G.; Maresca, L. *J. Am. Chem. Soc.* **1993**, *115*, 4401. (g) Hoffmann-Roder, A.; Krause, N. *Org. Lett.* **2001**, *3*, 2537. (h) Yang, C.-G.; He, C. *J. Am. Chem. Soc.* **2005**, *127*, 6966. (i) Zhou, C.-Y.; Chan, P.W.H.; Che, C.-M. *Org. Lett.* **2006**, *8*, 325. (j) Yao, X.; Li, C.-J. *Org. Lett.* **2006**, *8*, 1953. (k) Buzas, A.; Istrate, F.; Gagosz, F. *Org. Lett.* **2006**, *8*, 1957-1959. (l) Jung, H.H.; Floreancig, P.E. *Org. Lett.* **2006**, *8*, 1949-1951. (m) Barluenga, J.; Diéguez, A.; Fernandez, A.; Rodriguez, F.; Fananas, F.J. *Angew. Chem. Int. Ed. Engl.* **2006**, *45*, 2091. (n) Sromek, A.W.; Rubina, M.; Gevorgyan, V. *J. Am. Chem. Soc.* **2005**, *127*, 10500. (o) Liu, Y.; Song, F.; Song, Z.; Liu, M.; Yan, B. *Org. Lett.* **2005**, *7*, 5409. (p) Zhu, J.; Germain, A.R.; Porco Jr., J.A. *Angew. Chem. Int. Ed. Engl.* **2004**, *43*, 1239. (q) Kang, J.-E.; Lee, E.-S.; Park, S.-I.; Shin, S. *Tetrahedron Lett.* **2005**, *46*, 7431. (r) Wang, S.; Zhang, L. *J. Am. Chem. Soc.* **2006**, *128*, 9979. (s) Liu, Y. Liu, M.; Guo, S.; Huamin, T.; Zhou, Y.; Gao, H. *Org. Lett.* **2006**, *8*, 3445.
5. Gorin, D. J.; Davis, N. R.; Toste, F. D. *J. Am. Chem. Soc.* **2005**, *127*, 11260. (b) Alfonsi, M.; Arcadi, A.; Aschi, M.; Bianchi, G.; Marinelli, F. *J. Org. Chem.* **2005**, *70*, 2265 and references cited therein. (c) Arcadi, A.; Bianchi, G.; Marinelli, F. *Synthesis* **2004**, 610. (d) Arcadi, A.; Di Giuseppe, S.; Marinelli, F.; Rossi, E. *Adv. Synth. Catal.* **2001**, *343*, 443. (e) Arcadi, A.; Di Giuseppe, S.; Marinelli, F.; Rossi, E. *Tetrahedron: Asymmetry* **2001**, *12*, 2715. (f) Morita, N. Krause, N. *Org. Lett.* **2004**, *6*, 4121. (g) Liu, X.-Y.; Li, C.-H.; Che, C.-M. *Org. Lett.* **2006**, *8*, 2707. (h) Zhang, J.; Yang, C.-G.; He, C. *J. Am. Chem. Soc.* **2006**, *128*, 1798. (i) Han, X.; Widenhofer, R. A. *Angew. Chem. Int. Ed.* **2006**, *45*, 1747. (j) Zhang, Z.; Liu, C.; Kinder, R.; Han, X.; Qian, H.; Widenhofer, R. A. *J. Am. Chem. Soc.* **2006**, *128*, 9066.
6. Genin, E.; Toullec, P. Y.; Antoniotti, S.; Brancour, C.; Genêt, J.-P.; Michelet, V. *J. Am. Chem. Soc.* **2006**, *128*, 3112. (b) Genin, E.; Antoniotti, S.; Michelet, V.; Genêt, J.-P. *Angew. Chem. Int. Ed. Engl.* **2005**, *44*, 4949. (c) Antoniotti, S.; Genin, E.; Michelet, V.; Genêt, J.-P. *J. Am. Chem. Soc.* **2005**, *127*, 9976. (d) Charruault, L.; Michelet, V.; Taras, R.; Gladiali, S.; Genêt, J.-P. *Chem. Commun.* **2004**, 850. (e) Nevado, L. Charruault, V. Michelet, C. Nieto-

- Oberhuber, M. P. Muñoz, M. Méndez, M.-N. Rager, J.-P. Genêt, A. M. Echavarren, *Eur. J. Org. Chem.* **2003**, 706. (f) Michelet, V.; Charruault, L.; Gladiali, S.; Genêt, J.-P. *Pure Appl. Chem.* **2006**, 78, 397. (g) Toullec, P. Y.; Genin, E.; Leseurre, L.; Genêt, J.-P.; Michelet, V. *Angew. Chem. Int. Ed.* **2006**, 45, in press.
7. For the intermolecular addition of carboxylic acids to alkenes, see: Yang, C.-G.; He, C. *J. Am. Chem. Soc.* **2005**, 127, 6966.
 8. For recent reviews, see: (a) Alonso, F.; Beletskaya, I. P.; Yus, M. *Chem. Rev.* **2004**, 104, 3079. (b) Nakamura, I.; Yamamoto, Y. *Chem. Rev.* **2004**, 104, 2127. (c) Beller, M.; Seayad, J.; Tillack, A.; Jiao, H. *Angew. Chem. Int. Ed. Engl.* **2004**, 43, 3368.
 9. Carter, N. B.; Nadany, A. E.; Sweeny, J. B. *J. Chem. Soc., Perkin Trans 1* **2002**, 2324. (b) Collins, I. *J. Chem. Soc. Perkin Trans 1* **2000**, 2845. (c) Negishi, E.-I.; Korota, M. *Tetrahedron* **1997**, 53, 6707. (d) For representative examples from Pd chemistry, see: (a) Balme, G.; Monteiro, N.; Bouyssi, D. *Handbook of Organopalladium Chemistry for Organic Synthesis* (Ed. E.-I. Negishi) John Wiley & Sons, **2002**, p 2245. (b) Hosokawa, T.; Murahashi, S.-I. *Handbook of Organopalladium Chemistry for Organic Synthesis* (Ed. E.-I. Negishi) John Wiley & Sons, **2002**, p 2169. (c) Xu, C.; Negishi, E.-I. *Handbook of Organopalladium Chemistry for Organic Synthesis* (Ed. E.-I. Negishi) John Wiley & Sons, **2002**, p 2289.
 10. Rahman, A.-U.; Beisler, J. A.; Harley-Mason, J. *Tetrahedron* **1980**, 36, 1063.
 11. Trost, B. M.; Lee, D. C. *J. Org. Chem.* **1989**, 54, 2271.
 12. Carter, N. B.; Nadany, A.E.; Sweeny, J. B. *J. Chem. Soc. Perkin Trans 1* **2002**, 2324. (b) Collins, I. *J. Chem. Soc. Perkin Trans 1* **2000**, 2845. (c) Negishi, E.-I.; Korota, M. *Tetrahedron* **1997**, 53, 6707. (d) For representative examples from Pd chemistry, see: (a) Balme, G.; Monteiro, N.; Bouyssi, D. *Handbook of Organopalladium Chemistry for Organic Synthesis* (Ed. E.-I. Negishi) John Wiley & Sons, **2002**, p 2245. (b) Hosokawa, T.; Murahashi, S.-I. *Handbook of Organopalladium Chemistry for Organic Synthesis* (Ed. E.-I. Negishi) John Wiley & Sons, **2002**, p 2169. (c) Xu, C.; Negishi, E.-I. *Handbook of Organopalladium Chemistry for Organic Synthesis* (Ed. E.-I. Negishi) John Wiley & Sons, **2002**, p 2289.
 13. Grissom, J. W.; Klingberg, D.; Huang, D.; Slattery, B. J. *J. Org. Chem.* **1997**, 62, 603.
 14. For recent reviews, see: (a) Alonso, F.; Beletskaya, I. P.; Yus, M. *Chem. Rev.* **2004**, 104, 3079. (b) Nakamura, I.; Yamamoto, Y. *Chem. Rev.* **2004**, 104, 2127. (c) Beller, M.; Seayad, J.; Tillack, A.; Jiao, H. *Angew. Chem., Int. Ed. Engl.* **2004**, 43, 3368.
 15. Trost, B. M.; Shi, Y. *J. Am. Chem. Soc.* **1993**, 115, 12491.
 16. Trost, B. M.; Toste, F. D. *J. Am. Chem. Soc.* **2002**, 124, 5025.
 17. Llerena, D.; Aubert, C.; Malacria, M. *Tetrahedron Lett.* **1996**, 37, 7027.
 18. Wu, Z.; Minhas, G. S.; Wen, D.; Jiang, H.; Chen, K.; Zimniak, P.; Zheng, J. *J. Med. Chem.* **2004**, 47, 3282.
 19. Beaufils, F.; Denes, F.; Renaud, P. *Org. Lett.* **2004**, 6, 2563.