

α -Fluorination of β -dicarbonyl compounds using *p*-iodotoluene difluoride under neutral conditions

Masanori Yoshida, Komei Fujikawa, Saeko Sato, and Shoji Hara*

*Division of Molecular Chemistry, Graduate School of Engineering,
Hokkaido University, Sapporo 060-8628, Japan
E-mail: hara@org-mc.eng.hokudai.ac.jp*

**Dedicated to Professor Anastasios Varvoglis on the occasion of his 65th birthday
(received 14 Jan 03; accepted 24 Mar 03; published on the web 26 Mar 03)**

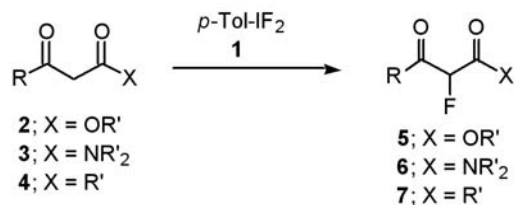
Abstract

A selective introduction of a fluorine atom into the α -position of β -dicarbonyl compounds was achieved using *p*-iodotoluene difluoride. The reaction proceeded under mild conditions and monofluorination of β -ketoesters, ketoamides, and diketones selectively took place.

Keywords: Fluorination, *p*-iodotoluene difluoride, β -dicarbonyl compounds

Introduction

Direct substitution of α -hydrogen of β -dicarbonyl compounds into a fluorine atom is a most efficient method for the synthesis of α -fluoro- β -dicarbonyl compounds which have been used as building blocks for the preparation of biologically active compounds containing a fluorine atom.¹ Elemental fluorine (F₂)² or one of the many electrophilic fluorinating agents such as FClO₃,³ XeF₂,⁴ AcOF,⁵ R_fOF,⁶ and CsSO₄F⁷ has been used for the fluorination of β -dicarbonyl compounds. However, most of these agents are highly aggressive, unstable and even explosive, and require special equipment and experience for safe handling. *N*-Fluorocompounds⁸ have been developed as stable and effective fluorinating reagents of carbonyl compounds, but they need F₂ for their preparation and are expensive. We have studied the fluorination of organic compounds using *p*-iodotoluene difluoride (**1**)⁹ which is not only easy to handle, but also accessible without hazardous F₂ and harmful Hg salts.¹⁰ Recently, we succeeded in the selective fluorination of β -ketoesters (**2**) using **1** and an HF-amine complex.¹¹ Though **1** is a stable and safe compound, HF-amine complexes are hazardous. Therefore, we continued to investigate the fluorination reaction of β -carbonyl compounds using **1** to find a more convenient method, and we found the fluorination of β -dicarbonyl compounds using **1** without the addition of the HF-amine complexes (**Scheme 1**).



Scheme 1

Results and Discussion

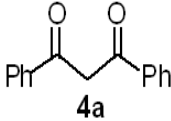
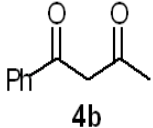
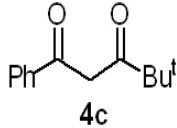
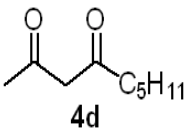
Table 1. Fluorination of β -ketoesters and β -ketoamides by 1

Entry	Substrate	Reaction time / h	Yield / % ^a
1		10	65
2		22	72
3		10	72
4		12	71
5		24	74
6		12	82
7		24	62

^a Isolation yields based on substrate used.

The fluorination of β -dicarbonyl compounds under neutral conditions is slow compared with that under acidic conditions. When the fluorination of ketoesters **2** using **1** was carried out in the presence of pyridine-9HF, the reaction was completed at room temperature in a few hours.¹¹ On the other hand, under neutral conditions, the reaction of pentyl acetoacetate (**2a**) with **1** was sluggish at room temperature and only a trace of the fluorinated product (**5a**) was formed after 12 h. When the reaction was carried out at 40 °C in CH₂Cl₂, **2a** was consumed in 10 h and **5a** was obtained in 65% yield (Entry 1 in Table 1). Under the similar reaction conditions, various β -ketoesters (**2a-d**) were selectively monofluorinated, and difluoro products were not formed at all (Entries 1-4 in Table 1). The fluorination of β -ketoamides (**3a-c**) using **1** was also possible under neutral conditions, and monofluorinated products (**6a-c**) were obtained in good yield (Entries 5-7).

Table 2. Fluorination of β -diketones by **1**

Entry	Substrate	Reaction time / h	Yield / % ^a
1	 4a	5	71
2	4a	2	23 ^b
3	 4b	4	62
4	4b	2	36 ^b
5	 4c	2	55
6	 4d	5	(71)

^a Isolation yields based on **4** used and in parentheses, NMR yield.

^b 1 eq. of pyridine-9HF was added.

The fluorination reaction of β -diketones (**4**) was also examined. In the presence of the amine-HF complex, the reaction of β -diketones (**4a,b**) with **1** gave the desired monofluoro products (**7a,b**) in moderate yields with unidentifiable by-products (Entries 2 and 4 in Table 2). In the reaction of **4a** with **1** under the neutral condition, the longer reaction time was required to consume **4a** but the monofluoro product **7a** could be obtained in good yield (Entry 1). Under similar conditions, α -unsubstituted β -diketones (**4b-d**) gave α -fluoro- β -diketones (**7b-d**) in good yield as shown in Table 2.

Experimental Section

General Procedures. IR spectra were recorded using a JASCO FT/IR-410. ¹H and ¹⁹F NMR spectra were recorded in CDCl₃ on a JEOL JNM-A400 II FT NMR and chemical shifts, δ , are referred to TMS (¹H) and CFC1₃ (¹⁹F) respectively. High-resolution mass spectra were taken at the Center for Instrumental Analysis, Hokkaido University. silica gel 60N of Kanto Chemical Co., Inc. was used for column chromatography and Merck Silica gel 60 F₂₅₄ was used for TLC analysis. **1** was prepared from iodotoluene as reported before.¹⁰ Ketoesters **2a-c**, ketoamide **3a**, and diketones **4a-b** were purchased from Tokyo Kasei Kogyo Co., Ltd. and used without purification. Pyridine-9HF was prepared from anhydrous HF and pyridine according to the literature.¹² Ketoamides **3b-c** were prepared from diketene and the corresponding amines according to the literature.¹³ Ketoester **2d**¹⁴ and diketones **4c, d**¹⁵ were prepared according to the literature.

General procedure for the synthesis of α -fluoro- β -ketoesters (**5a-d**)

A CH₂Cl₂ solution (5 ml) of **2a-d** (1 mmol) and **1** (282 mg, 1.1 mmol) in a Teflon[®] vessel with a screw-cap was stirred at 40 °C. After the reaction, the mixture was poured into 20 ml of aqueous NaHCO₃ and extracted with ether (20 ml x 3). The combined organic layers were dried over MgSO₄, concentrated under reduced pressure. Purification by column chromatography (silica gel/hexane-ether) gave **5a-d**.

Pentyl 2-fluoro-3-oxobutanoate (5a). Colorless oil; yield 65%; IR (film) 3462, 2960, 2933, 2873, 2360, 1766(C=O), 1737(C=O), 1468, 1362, 1262, 1177, 1107, 966 cm⁻¹; ¹H NMR (400 MHz, CDCl₃) δ 0.91 (t, *J* = 6.6 Hz, 3H), 1.31-1.37 (m, 4H), 1.65-1.73 (m, 2H), 2.35 (d, *J* = 4.1 Hz, 3H), 4.25 (t, *J* = 6.8 Hz, 2H), 5.20 (d, *J* = 49.5 Hz, 1H); ¹⁹F NMR (376 MHz, CDCl₃) δ -193.61 (dq, *J* = 49.5, 4.1 Hz, 1F); HRMS calcd for C₉H₁₅FO₃: 190.1005. Found: 190.1003.

Ethyl 2-fluoro-3-oxohexanoate (5b). Colorless oil;¹⁶ yield 72%; IR (film) 2969, 2940, 1762(C=O), 1734(C=O), 1467, 1371, 1268, 1222, 1138, 1101, 1021 cm⁻¹; ¹H NMR (400 MHz, CDCl₃) δ 0.94 (t, *J* = 7.3 Hz, 3H), 1.33 (t, *J* = 7.3 Hz, 3H), 1.61-1.70 (m, 2H), 2.58-2.74 (m, 2H),

4.31 (q, $J = 7.3$ Hz, 2H), 5.20 (d, $J = 49.5$ Hz, 1H); ^{19}F NMR (376 MHz, CDCl_3) $\delta -195.46$ (dt, $J = 49.5, 2.4$ Hz, 1F); HRMS calcd for $\text{C}_8\text{H}_{13}\text{FO}_3$: 176.0849. Found: 176.0843.

Ethyl 2-fluoro-3-oxo-3-phenylpropionate (5c). Colorless oil;¹⁷ yield 72%; IR (film) 2984, 1762(C=O), 1696(C=O), 1598, 1449, 1246, 1101 cm^{-1} ; ^1H NMR (400 MHz, CDCl_3) δ 1.26 (t, $J = 7.1$ Hz, 3H), 4.30 (q, $J = 7.1$ Hz, 2H), 5.87 (d, $J = 48.8$ Hz, 1H), 7.49-8.06 (m, 5H); ^{19}F NMR (376 MHz, CDCl_3) $\delta -190.90$ (d, $J = 48.8$ Hz, 1F); HRMS calcd for $\text{C}_{11}\text{H}_{11}\text{FO}_3$: 210.0692. Found: 210.0692.

Ethyl 3-cyclohexyl-2-fluoro-3-oxopropionate (5d). Colorless oil; ^{17,18} yield 71%; IR (film) 2934, 2857, 1761(C=O), 1729(C=O), 1450, 1371, 1268, 1209, 1148, 1133, 1098, 1061, 1023 cm^{-1} ; ^1H NMR (400 MHz, CDCl_3) δ 1.14-1.58 (m, 5H), 1.32 (t, $J = 7.2$ Hz, 3H), 1.66-1.92 (m, 5H), 2.83-2.92 (m, 1H), 4.31 (q, $J = 7.1$ Hz, 2H), 5.27 (d, $J = 49.3$ Hz, 1H); ^{19}F NMR (376 MHz, CDCl_3) $\delta -196.28$ (dd, $J = 49.3, 3.1$ Hz, 1F); HRMS calcd for $\text{C}_{11}\text{H}_{17}\text{FO}_3$: 216.1162. Found: 216.1141.

General procedure for the synthesis of α -fluoro- β -ketoamides (6a-c)

A CH_2Cl_2 solution (5 ml) of **3a-c** (1 mmol) and **1** (282 mg, 1.1 mmol) in a Teflon[®] vessel with a screw-cap was stirred at 40 °C. After the reaction, the mixture was concentrated under reduced pressure and purification by column chromatography (silica gel/hexane-ether) gave **6a-c**.

***N,N*-Dimethyl-2-fluoro-3-oxobutanamide (6a).** Pale yellow oil;^{2c} yield 74%; IR (film) 3585, 2944, 1740(C=O), 1660(C=O), 1503, 1405, 1360, 1260, 1153, 1079, 963, 830, 611 cm^{-1} ; ^1H NMR (400 MHz, CDCl_3) δ 2.35 (d, $J = 4.1$ Hz, 3H), 3.00 (s, 3H), 3.10 (s, 3H), 5.50 (d, $J = 50.0$ Hz, 1H); ^{19}F NMR (376 MHz, CDCl_3) $\delta -189.14$ (d, $J = 50.0$ Hz, 1F); HRMS calcd for $\text{C}_6\text{H}_{10}\text{FNO}_2$: 147.0695. Found: 147.0706.

***N,N*-Diisopropyl-2-fluoro-3-oxobutanamide (6b).** Pale yellow oil; yield 82%; IR (film) 2972, 2938, 1732(C=O), 1650(C=O), 1447, 1373, 1344, 1209, 1138, 1087, 1041, 786, 607 cm^{-1} ; ^1H NMR (400 MHz, CDCl_3) δ 1.18 (d, $J = 6.6$ Hz, 3H), 1.22 (d, $J = 6.6$ Hz, 3H), 1.39 (d, $J = 6.8$ Hz, 3H), 1.43 (d, $J = 6.8$ Hz, 3H), 2.32 (d, $J = 3.9$ Hz, 3H), 3.41-3.52 (m, 1H), 4.02-4.13 (m, 1H), 5.38 (d, $J = 50.2$ Hz, 1H); ^{19}F NMR(376 MHz, CDCl_3) $\delta -187.36$ (dq, $J = 50.2, 3.9$ Hz, 1F); HRMS calcd for $\text{C}_{10}\text{H}_{18}\text{FNO}_2$: 203.1321. Found: 203.1329.

1-(2-Fluoro-1,3-dioxobutyl)pyrrolidine (6c). Pale yellow oil; yield 62%; IR (film) 2977, 2884, 1740(C=O), 1656(C=O), 1446, 1359, 1342, 1217, 1183, 1099, 916, 811 cm^{-1} ; ^1H NMR (400 MHz, CDCl_3) δ 1.83-2.05 (m, 4H), 2.36 (d, $J = 4.4$ Hz, 3H), 3.44-3.59 (m, 3H), 3.65-3.73 (m, 1H), 5.36 (d, $J = 50.0$ Hz, 1H); ^{19}F NMR(376 MHz, CDCl_3) $\delta -190.76$ (dq, $J = 50.0, 4.4$ Hz, 1F); HRMS calcd for $\text{C}_8\text{H}_{12}\text{FNO}_2$: 173.0852. Found: 173.0864.

General procedure for the synthesis of α -fluoro- β -diketones (7a-d) under the neutral conditions

A CHCl_3 solution (2 ml) of **4a-e** (1 mmol) and **1** (333 mg, 1.3 mmol) in a Teflon[®] vessel with a screw-cap was stirred at room temperature. After the reaction, the mixture was poured into water and extracted with ether (20 ml x 3). The combined organic layers were dried over MgSO_4 , and

concentrated under reduced pressure. Purification by column chromatography (silica gel/hexane-ether) gave **7a-e**.

General procedure for the synthesis of α -fluoro- β -diketones (**7a,b**) in the presence of pyridine-9HF

To a CH_2Cl_2 solution (4 ml) of **4a,b** (1 mmol) in a Teflon[®] vessel were added **1** (333 mg, 1.3 mmol) and pyridine-9HF (259mg, 1 mmol) and the mixture was stirred at room temperature. After the reaction, the mixture was poured into aqueous NaHCO_3 and extracted with ether (20 ml x 3). The combined organic layers were washed with water, aqueous CuSO_4 , and water successively, dried over MgSO_4 , and concentrated under reduced pressure. The purification by column chromatography (silica gel/hexane-ether) gave **7a,b**.

2-Fluoro-1,3-diphenyl-1,3-propanedione (7a). White solid; mp 65-66 °C (Lit.^{8h} 66-67 °C); yield 71%; IR (KBr) 2961, 1700 (C=O), 1680 (C=O), 1596, 1449, 1284, 1232 cm^{-1} ; ^1H NMR (400 MHz, CDCl_3) δ 6.54 (d, $J = 49.1$ Hz, 1H), 7.47-7.64 (m, 6H), 8.02-8.11 (m, 4H); ^{19}F NMR (376 MHz, CDCl_3) δ -187.47 (d, $J = 49.1$ Hz, 1F); HRMS calcd for $\text{C}_{15}\text{H}_{11}\text{FO}_2$: 242.0743. Found: 242.0746. Anal. Calcd for $\text{C}_{15}\text{H}_{11}\text{FO}_2$: C, 74.37; H, 4.58; F, 7.84. Found: C, 74.46; H, 4.67; F, 7.54.

2-Fluoro-1-phenyl-1,3-butanedione (7b). Clear liquid;^{2c,8e} yield 62%; IR (film) 2923, 1737 (C=O), 1695 (C=O), 1598, 1450, 1359, 1277 cm^{-1} ; ^1H NMR (400 MHz, CDCl_3) δ : 2.34-2.36 (m, 3H), 5.95 (d, $J = 48.8$ Hz, 0.6 H), 7.45-7.66 (m, 3H), 7.94-8.03 (m, 2H), 13.72 (d, $J = 3.5$ Hz, 0.4 H); ^{19}F NMR(376 MHz, CDCl_3) δ : -190.16 (dq, $J = 48.8, 3.8$ Hz, 0.6F), -170.71- -170.67 (m, 0.4F); HRMS calcd for $\text{C}_{10}\text{H}_9\text{FO}_2$: 180.0586. Found: 180.0632.

2-Fluoro-1-phenyl-4,4-dimethyl-1,3-pentanedione (7c). Clear liquid; yield 55%; IR (film) 2974, 1719 (C=O), 1693 (C=O), 1599, 1480, 1449, 1367, 1308, 1210 cm^{-1} ; ^1H NMR (400 MHz, CDCl_3) δ 1.25 (s, 5.4H), 1.32 (s, 3.6H), 6.15 (d, $J = 49.3$ Hz, 0.6H), 7.45-8.11 (m, 5H), 14.25 (d, $J = 3.7$ Hz, 0.4H). ^{19}F NMR(376 MHz, CDCl_3) δ : -187.75 (d, $J = 49.3$ Hz, 0.6F), -167.99 (s, 0.4F); HRMS calcd for $\text{C}_{13}\text{H}_{15}\text{FO}_2$: 222.1056. Found: 222.1049.

3-Fluoro-2,4-nonanedione (7d). Clear liquid; yield 71% yield was determined by ^1H NMR using methyl benzoate as internal standard; IR (film) 2958, 2933, 1743 (C=O), 1721 (C=O), 1600, 1466, 1360 cm^{-1} ; ^1H NMR (400 MHz, CDCl_3) δ 0.89 (t, $J = 6.8$ Hz, 3H), 1.26-1.33 (m, 4H), 1.56-1.68 (m, 2H), 2.30 (d, $J = 3.9$ Hz, 3H), 2.47-2.73 (m, 2H), 5.24 (d, $J = 50.5$ Hz, 1H); ^{19}F NMR(376 MHz, CDCl_3) δ -193.68 (dm, $J = 50.5$ Hz, 1F); HRMS calcd for $\text{C}_9\text{H}_{15}\text{FO}_2$: 174.1056. Found: 174.1060.

References

1. Rozen, S.; Filler, R. *Tetrahedron* **1985**, *41*, 1111.
2. (a) Tsushima, T.; Kawada, K.; Tsuji, T.; Misaki, S. *J. Org. Chem.* **1982**, *47*, 1107. (b) Chambers, R. D.; Greenhall, M. P.; Hutchinson, J. *J. Chem. Soc., Chem. Commun.* **1995**, 21. (c) Purrington, S. T.; Bumgardner, C. L.; Lazaridis, N. V.; Singh, P. *J. Org. Chem.* **1987**, *52*,

4307. (d) Chambers, R. D.; Greenhall, M. P.; Hutchinson, J. *Tetrahedron* **1996**, *52*, 1. (e) Chambers, R. D.; Hutchinson, J. *J. Fluorine Chem.* **1998**, *92*, 45.
3. Inman, C. E.; Oesterling, R. E.; Tyczkowski, E. A. *J. Am. Chem. Soc.* **1958**, *80*, 6533; Machleidt, H.; Hartmann, V. *Liebigs Ann. Chem.* **1964**, 679, 9.
 4. Zajc, B.; Zupan, M. *J. Chem. Soc., Chem. Commun.* **1980**, 759; Yemul, S. S.; Kagan, H. B. *Tetrahedron Lett.* **1980**, *21*, 277; Zajc, B.; Zupan, M. *J. Org. Chem.* **1982**, *47*, 573.
 5. Lerman, O.; Rozen, S. *J. Org. Chem.* **1983**, *48*, 724; Rozen, S.; Brand, M. *Synthesis* **1985**, 665; Rozen, S.; Hebel, D. *J. Org. Chem.* **1990**, *55*, 2621.
 6. Rozen, S.; Menahem, Y. *Tetrahedron Lett.* **1979**, *20*, 725.
 7. Stavber, S.; Zupan, M. *J. Chem. Soc., Chem. Commun.* **1981**, 795.
 8. (a) Umemoto, T.; Kawada, K.; Tomita, K. *Tetrahedron Lett.* **1986**, *27*, 4465. (b) Umemoto, T.; Fukami, S.; Tomizawa, G.; Harasawa, K.; Kawada, K.; Tomita, K. *J. Am. Chem. Soc.* **1990**, *112*, 8563. (c) Resnati, G.; DesMarteau, D. D. *J. Org. Chem.* **1991**, *56*, 4925. (d) Banks, R. E.; Murtagh, V.; Tsiliopoulos, E. *J. Fluorine Chem.* **1991**, *52*, 389. (e) Xu, Z.-Q.; DesMarteau, D.D.; Gotoh, Y. *J. Fluorine Chem.* **1992**, *58*, 71. (f) Resnati, G.; DesMarteau, D. D. *J. Org. Chem.* **1992**, *57*, 4281. (g) Banks, R. E.; Lawrence, N. J.; Popplewell, A. L. *J. Chem. Soc., Chem. Commun.* **1994**, 343. (h) Davis, F. A.; Han, W.; Murphy, C. K. *J. Org. Chem.* **1995**, *60*, 4730. (i) Cabrera, I.; Appel, W. K. *Tetrahedron* **1995**, *51*, 10205. (j) Umemoto, T.; Nagayoshi, M.; Adachi, K.; Tomizawa, G. *J. Org. Chem.* **1998**, *63*, 3379.
 9. Sawaguchi, M.; Hara, S.; Yoneda, N. *J. Fluorine Chem.* **2000**, *105*, 313; Zhdankin, V. V.; Stang, P. J. *Chem. Rev.* **2002**, *102*, 2523.
 10. Sawaguchi, M.; Ayuba, S.; Hara, S. *Synthesis* **2002**, 1802.
 11. Hara, S.; Sekiguchi, M.; Ohmori, A.; Fukuhara, T.; Yoneda, N. *J. Chem. Soc., Chem. Commun.* **1996**, 1899.
 12. Olah, G. A.; Welch, J. T.; Vankar, Y. D.; Nojima, M.; Kerekes, I.; Olah, J. A. *J. Org. Chem.* **1979**, *44*, 3872.
 13. Kaslow, C. E.; Sommer, N. B. *J. Am. Chem. Soc.* **1946**, *68*, 644.
 14. Magnani, A.; McElvain, S. M. *Org. Synth. Col.*, Wiley: New York, **1955**, Vol. 3; 251.
 15. Rathke, M. W.; Deitch, J. *Tetrahedron Lett.* **1971**, *31*, 2953.
 16. Ishikawa, N.; Takaoka, A.; Iwakiri, H.; Kubota, S.; Kagaruki, S. R. F. *Chem. Lett.* **1980**, 1107.
 17. Linderman, R. J.; Graves, D. M. *J. Org. Chem.* **1989**, *54*, 661.
 18. Thenappan, A.; Burton, D. J. *J. Org. Chem.* **1991**, *56*, 273.