

Synthesis, rearrangement and solvolysis of propargylic and allylic trifluoromethanesulfonates

Samuel Braverman*, Tatiana Pechenick, and Yossi Zafrani

Department of Chemistry, Bar-Ilan University, Ramat-Gan 52900, Israel

E-mail: bravers@mail.biu.ac.il

Dedicated to Professor Binne Zwanenburg on his 70th birthday

(received 12 Oct 03; accepted 26 Nov 03; published on the web 28 Nov 03)

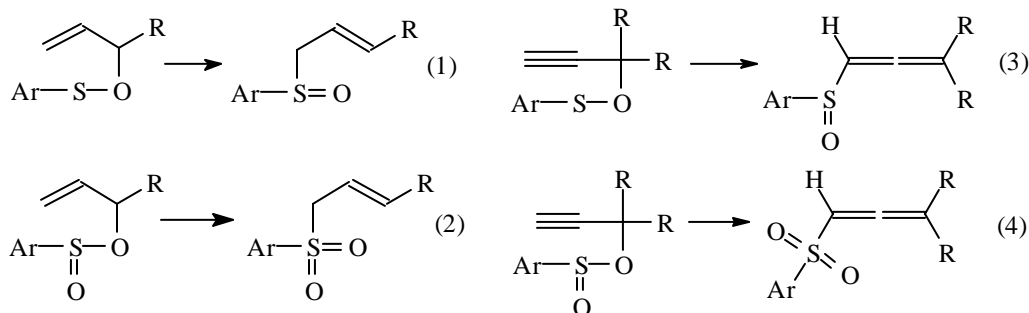
Abstract

The synthesis and reactivity of propargylic and allylic trifluoromethanesulfonates under various conditions has been investigated. Propargylic esters readily undergo [2,3]-sigmatropic rearrangement to the corresponding allenyl trifluoromethyl sulfones, even under solvolytic conditions. An unusually facile nucleophilic addition of the solvent to the allenyl sulfone under the latter conditions has also been observed. On the other hand, the reactivity of allylic esters strongly depends on substitution. Thus, while cinnamyl triflinate reacts by an ionic mechanism, the corresponding α -methylallyl ester reacts by a concerted pathway.

Keywords: Alkenes, acetylenes, allenes, trifluoromethanesulfonates, trifluoromethyl sulfones, [2,3]-sigmatropic rearrangements

Introduction

The [2,3]-sigmatropic rearrangement of allylic arenesulfonates to allylic aryl sulfones (eq. 2) discovered by us over three decades ago,^{1a} was subsequently used as a model for the analogous rearrangement of allylic sulfenates to sulfoxides (eq. 1),^{1b} as well as for the related rearrangements of propargylic sulfenates^{1c} and sulfonates^{1d} to allenic sulfoxides and sulfones, respectively (eqs. 3,4). Detailed mechanistic studies have shown that all four rearrangements proceed by a concerted mechanism. Due to their high stereoselectivity and efficiency, these rearrangements have found extensive application in organic synthesis since their publication.² The reversible allylic sulfenate-sulfoxide interconversion, also known as the Mislow-Braverman-Evans rearrangement,³ has been of particular interest in this respect.^{2b,d}

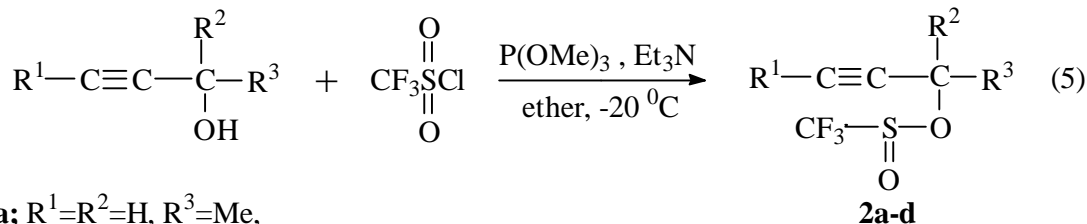


More recently, we have shown that benzylic trichloro^{4a} and trifluoromethanesulfonates^{4b} exhibit some unique features. Thus, in contrast to benzyl arenesulfonates which undergo solvolysis with exclusive S-O bond fission, these esters undergo solvolysis with exclusive C-O bond fission, and with a rate enhancement by a factor of 6-powers of ten, comparable with benzyl tosylates. Similarly, unlike benzyl arenesulfonates,^{4c} these esters undergo a facile rearrangement to sulfones on heating in polar nonhydroxylic solvents. The unusually high reactivity of these trihalomethanesulfonates has been explained by the enhanced leaving group ability of the corresponding anion, which in turn can be explained by the considerable difference in pKa values of ArSO₂H (pKa = 2.7) and CF₃SO₂H (pKa = -0.6).^{4d} Prompted by these results, we became interested in the behavior of propargylic trifluoromethanesulfonates (triflinates) in order to test the effect of the CF₃ group on the mechanism of rearrangement. In addition, we were interested in the preparation of some allenic trifluoromethyl sulfones (triflones) which might exhibit high reactivity in nucleophilic addition. The latter is of considerable interest with regard to recent studies on the DNA-cleaving ability of various enediyne models.⁵

Results and Discussion

(a) Propargylic triflinates

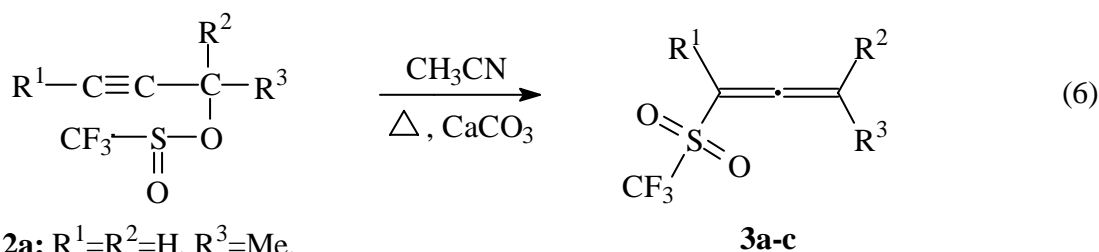
In the past, we have synthesized benzylic trichloro^{4a} and trifluoromethanesulfonates^{4b} by oxidation of the appropriate sulfenate esters with *m*-CPBA in methylene chloride at 0 °C. The sulfenate esters are also readily available by reaction of the appropriate alcohol with commercially available trihalomethanesulfonyl chlorides. However, this method was not applicable for the preparation of propargylic and allylic triflinates due to their potential [2,3]-sigmatropic rearrangement to allenic and allylic sulfoxides, respectively.^{1a,d} Therefore, we decided to use another method which was reported by Klunder and Sharpless⁶ for the preparation of various menthyl sulfonates. This method involves the reaction of alcohol with CF₃S(O)Cl generated *in situ* by reduction of the corresponding sulfonyl chloride with trimethyl phosphite (eq. 5). However, in our hands, this method was only successful after several modifications,⁷ such as lowering the temperature to -20 °C, shortening the time to minimum, and reducing the amount of (MeO)₃P from two to one equivalent. Thus, several different propargylic triflinates have been prepared in good yields (eq. 5).



- 1a;** R¹=R²=H, R³=Me,
b; R¹=H, R²=R³=Me,
c; R¹=H, R²=Me, R³=Et,
d; R¹=H, R²=Me, R³=Ph.

Interestingly, and unlike the other triflinates prepared, α -methyl- α -phenylpropargyl triflinate **2d** could not be isolated because of spontaneous rearrangement to γ -methyl- γ -phenylallenyl triflone, indicating a full acetylene-allene isomerization, as expected from a concerted [2,3]-sigmatropic shift (eq. 4).

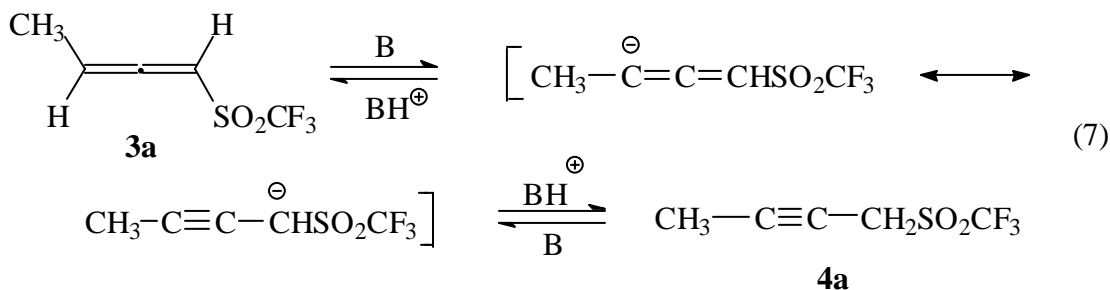
To study the reactivity of the new triflinates, we first examined their behavior under nonsolvolytic conditions. We have thus found that similar to the previous case, α,α -dimethyl- and α -ethyl- α -methylpropargyl triflinates (**2b** and **2c** respectively) also readily and exclusively undergo rearrangement to the corresponding γ,γ -dialkylallenyl triflones (**3b,c** eq. 6).⁷



- 2a;** R¹=R²=H, R³=Me,
b; R¹=H, R²=R³=Me,
c; R¹=H, R²=Me, R³=Et.

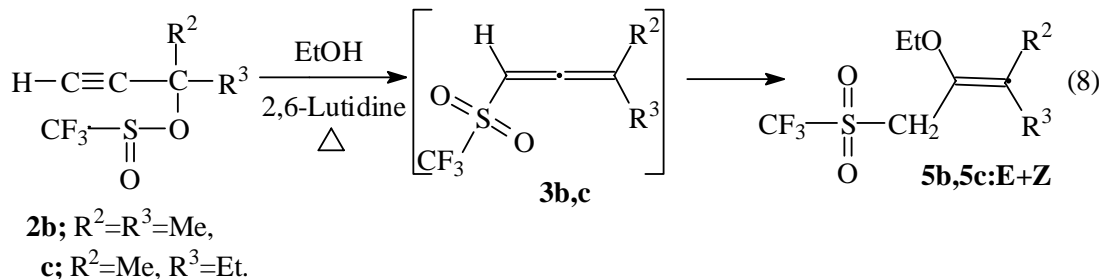
Interestingly, the rate of rearrangement of α,α -dimethylpropargyl triflinate in acetonitrile at 40 °C ($k=2\times 10^{-5}\text{sec}^{-1}$) is twice as rapid as in chloroform ($k=9\times 10^{-6}\text{sec}^{-1}$). This result is similar to the one found for propargyl arenesulfonates.^{1d} The low sensitivity to solvent ionizing power may be used as evidence for a concerted [2,3]-sigmatropic shift for the rearrangement. Similarly, the exclusive rearrangement of these esters to allenic products may also be used as evidence for such a mechanism. Interestingly, a comparison of the reactivity of α,α -dimethylpropargyl triflinate **2b** and benzenesulfonate^{1d} shows that the former is faster by a factor of ca. 5. In fact, the decreased nucleophilicity of the sulfur atom in the triflinate might be expected to decrease the rate of a concerted rearrangement. However, since precisely the same shift also involves cleavage of a better leaving group in the transition state, this may compensate in the opposite direction. For comparison, substitution of the aryl group by a trichloromethyl group in the case of benzylic sulfonates results in a much higher rate enhancement, for both solvolysis and rearrangement to sulfone, which proceed by an ionic mechanism.^{4a-c}

A different behavior has been observed with the secondary α -methylpropargyl triflinate **2a**. We have found that heating this ester in acetonitrile for 2 months at 60 °C over CaCO₃ afforded a mixture of γ -methylallenyl and γ -methylpropargyl triflones in the ratio of 1:2. In contrast to this result, in the absence of the base, only the first product (**3a**) was obtained. The conversion of the latter to the other isomer can be explained by a base catalyzed prototropic shift, as shown in eq. 7.

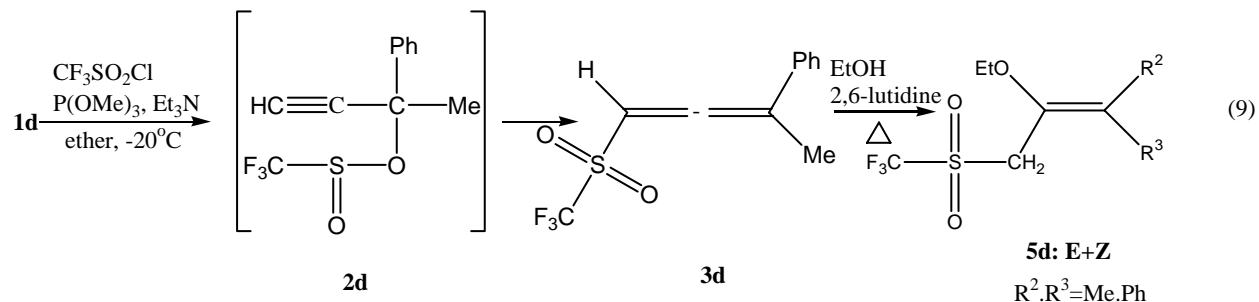


This result is quite similar to the one observed previously with γ -methylallenyl phenyl sulfone in the presence of 2,6-lutidine, but not of CaCO₃, indicating that the latter is not basic enough to deprotonate the allenyl phenyl sulfone. This observation may reflect the relative acidities of the two allenyl sulfones. Our observations are also consistent with the thermodynamic data, which indicate that a nonterminal acetylene is more stable than an isomeric nonterminal allene by 1.0 Kcal/mole.^{1d} The formation of γ -methylallenyl triflone as the sole product is consistent with the results obtained with the α,α -disubstituted propargylic triflinates described above.

Prompted by these results, we decided to investigate the behavior of the new esters under solvolytic conditions. Surprisingly, heating of **2b** for 5h at 60 °C in ethanol yielded β -ethoxy- γ,γ -dimethylallyl triflone (**5b**, 65% yield, eq. 8). Similarly, reaction of **2c** under the same conditions yielded β -ethoxy- γ -ethyl- γ -methylallyl triflone **5c**. The latter product was obtained as a mixture of two diastereoisomers, *Z* and *E* in the ratio of 1:1.1. The formation of these unexpected products can be explained by rearrangement of the propargylic triflinates to allenic triflones and subsequent nucleophilic addition of ethanol to the allenic β -carbon.



This explanation is supported by the observation that when γ -methyl- γ -phenylallenyl triflone **3d** was tested under the same conditions, the corresponding product of nucleophilic addition **5d** was obtained, again as a mixture of *Z* and *E* diastereoisomers in the ratio of 1:1.5 (eq. 9).



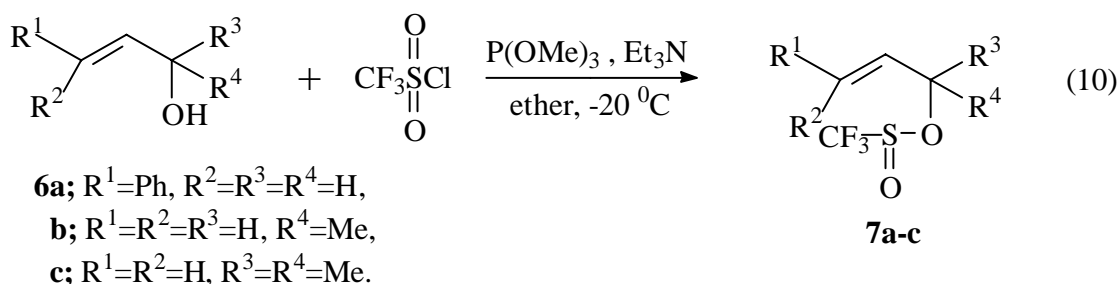
The data presented above for propargylic triflates are similar to those reported on the rearrangement of propargylic arenesulfonates.^{1d} These esters rearranged to the corresponding allenyl aryl sulfones almost exclusively even under solvolytic conditions. The unusual nucleophilic addition of ethanol to allenyl triflates can be explained by a higher electrophilicity of the allenyl group in triflates comparable to aryl sulfones. It is interesting to note that the addition of alcohols to allenyl aryl sulfones occurs only under more drastic conditions such as in the presence of NaH.⁸ Our results are of particular significance with regard to the recent interest in the DNA – cleaving ability of allenyl sulfones.⁵

In conclusion, and in light of the evidence presented above, we suggest that the rearrangement of propargylic triflates proceeds by a concerted [2,3]-sigmatropic mechanism, even under solvolytic conditions.

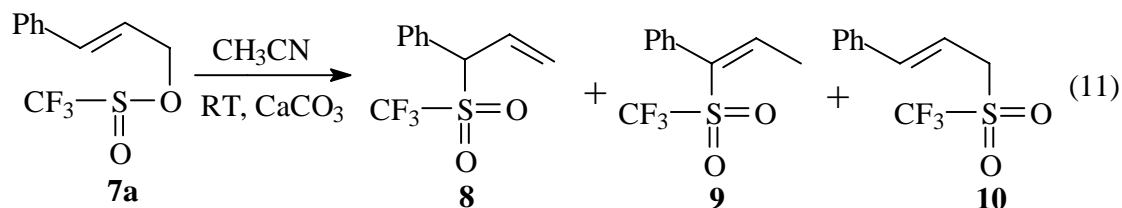
(b) Allylic triflates

Prompted by the results described above, we decided to investigate the behavior of the allylic triflates as well. These compounds were briefly investigated by Hendrickson and Skipper, only under nonsolvolytic conditions.⁹ These workers reported that the rearrangement of both α - and γ -propylallyl triflates on heating in acetonitrile yields the same sulfone, γ -propylallyl triflate. The lack of allylic rearrangement in the latter case may be explained by an ionization mechanism, which is facilitated by the better leaving-group ability of the triflate anion, as compared with the arenesulfonate anion. Alternatively, the ionization mechanism may be a consequence of the unbuffered conditions in which these reactions were performed.⁹

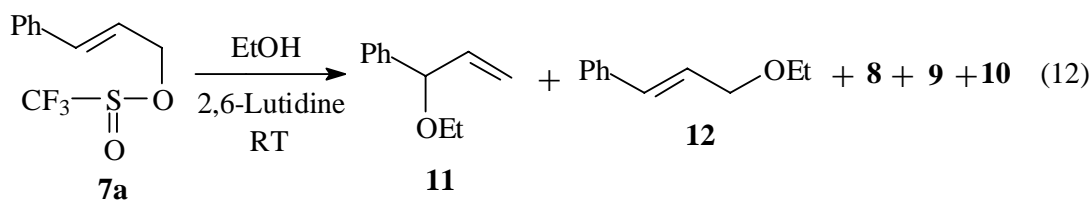
Thus, several different allylic triflates have been prepared in good yields (eq. 10) using the same method as for preparation of propargylic derivatives.



Unlike the propargylic derivatives, the allylic esters exhibited different behavior, and therefore we will discuss each one separately. We first tested the reactivity of cinnamyl triflinate **7a** under nonsolvolytic conditions. In sharp contrast to allylic arenesulfonates which undergo rearrangement to sulfones with complete inversion of the allyl group (eq. 2),^{1a} the rearrangement of cinnamyl triflinate led to a mixture of three triflone products **8**, **9** and **10** in the ratio of 1:2.4:2.9 (eq. 11). These results are suggestive of an ionization mechanism. Additional evidence for the ionic mechanism is based on kinetic data. For example, while rearrangement of cinnamyl 2,6-dimethylbenzenesulfonates to the corresponding α -phenylallyl sulfone in CH_3CN at 90°C is rather slow ($k=5.14\times 10^{-5}\text{ sec}^{-1}$)^{1a}, the rate of rearrangement of cinnamyl triflinate in CH_3CN is much faster (at 21°C $k=9\times 10^{-5}\text{ sec}^{-1}$). Moreover, rearrangement of this triflinate at the same temperature in less polar solvent CHCl_3 is slower than in CH_3CN by a factor of 30 ($k=3\times 10^{-6}\text{ sec}^{-1}$). Considering the decreased nucleophilicity of the sulfur atom in the cinnamyl triflinate, this dramatic rate enhancement is inconsistent with a concerted [2,3]-sigmatropic rearrangement. One should add that allylic triflone **8** undergoes an unusually facile isomerization to vinylic triflone **9**. This reaction is significant since vinyl sulfones have become widely accepted as useful intermediates in organic synthesis.¹⁰

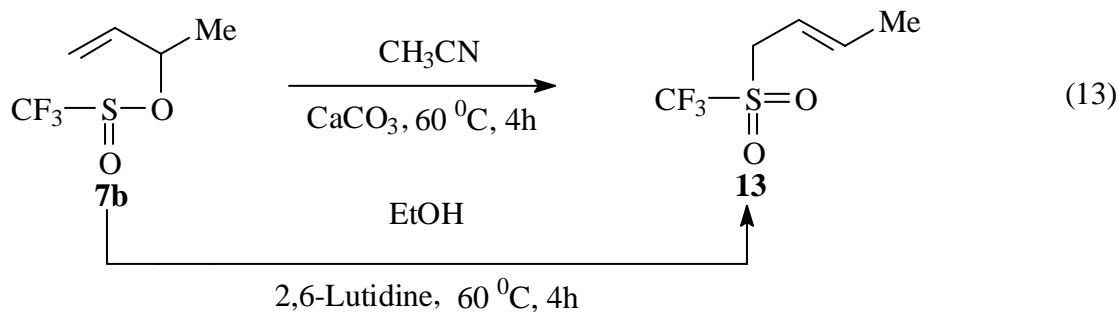


Next, we decided to test the reactivity of this ester under solvolytic conditions. Interestingly, the reaction of cinnamyl triflinate in dry ethanol in the presence of two equivalents of 2,6-lutidine was spontaneous and a mixture of five products was obtained (eq. 12). Two main products (87%) were obtained in the ratio of 1:1 and were identified as ethers **11** and **12**. Three minor products were triflones **8**, **9** and **10** (13%).

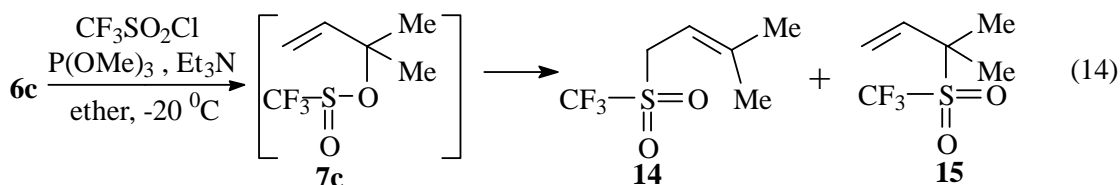


We believe that the evidence presented above is consistent with an ionization mechanism for both rearrangement and solvolysis reactions, resulting from the powerful leaving-group ability of the CF_3SO_2^- anion, similar to the tosylate anion.^{4b} For a better understanding of the reactivity of allylic triflinates we decided to investigate the reactivity of another derivative, α -methylallyl triflinate **7b**. Surprisingly, and in contrast to cinnamyl triflinate, this ester underwent rearrangement to crotyl triflone **13** even under solvolytic conditions (eq. 13). In view of the mentioned above results, which were consistent with the reactivity of α -methylallyl 2,6-

dimethylbenzenesulfinate^{1a} we suggest that the rearrangement of the last ester occurs by a concerted [2,3]-sigmatropic mechanism. The reason for the observed change in the mechanism may be the lower stability of the α -methylallyl cation as compared to the cinnamyl one.



Next, we prepared and examined the reactivity of α,α -dimethylallyl triflate **7c**. Consistent with the higher stability of the corresponding carbocation, this ester rearranged spontaneously to a mixture of both γ,γ - and α,α -dimethylallyl triflones **14** and **15** in the ratio of 3.3:1 respectively during preparation (overall yield is 60%) (eq. 14).



In conclusion, and in the light of the evidences presented above, it is suggested that the mechanism of the rearrangement of allylic triflinates to allylic triflones is strongly dependent on substitution. Thus, cinnamyl and α,α -dimethylallyl triflinates undergo both rearrangement and solvolysis reactions by an ionic mechanism. In contrast, α -methylallyl triflinate undergoes rearrangement to crotyl triflones by a concerted [2,3]-sigmatropic mechanism even under solvolytic conditions. Although initiated by a mechanistic interest, the present work presents a route to highly active and synthetically useful allylic and allenic sulfones.

Experimental Section

General procedure for preparation of propargylic triflinates 2a-d and allylic triflinates 7a-c (triflinates **2d** and **7c** have not been isolated due to their rearrangement to the corresponding triflones **3d** and a mixture of **14** and **15** respectively).

To a cooled (-20 °C) solution of the appropriate alcohol (3 mmol) and trifluoromethanesulfonyl chloride (3.75 mmol) in 10 ml of dry ether, under a nitrogen atmosphere, were added simultaneously with stirring triethylamine (3.75 mmol) and trimethyl phosphite (3.75 mmol). After further stirring for two hours at this temperature and another 20 min. at room temperature the reaction mixture was washed consecutively with water, 3% aqueous HCl, 5% aqueous

NaHCO₃, and water again. After drying over anhydrous MgSO₄ and removal of the solvent the product was obtained as a viscous liquid. Due to high volatility of some products, the solvent was removed at 0 °C.

α-Methylpropargyl triflinate (2a). A mixture of two diastereoisomers in the ratio of 1:1.4 (yield 70%). ¹H NMR (300 MHz, CDCl₃): δ 5.22 (minor) and 5.20 (major) (qdq, *J* = 6.6, 2.2, 0.5 Hz, 1H each), 2.76 (major) and 2.78 (minor) (d, *J* = 2.2 Hz, 1H each), 1.692 (major) and 1.689 (minor) (d, *J* = 6.6 Hz, 3H each), ¹³C NMR (75 MHz, CDCl₃): δ 122.84 (major) (q, *J* = 336.6 Hz, CF₃) and 122.75 (minor) (q, *J* = 335.1 Hz, CF₃), 79.59 (minor) and 79.53 (major) (≡C– each), 78.14 (minor) and 77.97 (minor) (HC≡ each), 67.32 (major) and 67.22 (minor) (–CH–O each), 23.33 (major) and 22.66 (minor) (–CH₃ each), ¹⁹F NMR (200 MHz, CDCl₃): δ -80.12 (minor) and -80.62 (major) (s, CF₃ each), IR (neat): 733, 908, 1130, 1205, 1380, 2255 cm⁻¹, MS (CI/CH₄): *m/z* 187 (MH⁺, 100%), 139 (50.6%), 123 (56.2%), 103 (70.5%), 97 (82.6%), HRMS (elemental composition): calc. (C₅H₆O₂F₃S) 187.004; found 187.006.

α,α-Dimethylpropargyl triflinate (2b). Yield 78%. ¹H NMR (300 MHz, CDCl₃): δ 2.90 (s, 1H), 1.79 (s, 3H), 1.71 (s, 3H), ¹³C NMR (75 MHz, CDCl₃): δ 122.9 (q, *J* = 334.3 Hz, CF₃), 82.21 (≡C–), 78.79 (–C–O), 78.38 (CH≡), 30.63 (–C–), 30.48 (–CH₃), ¹⁹F NMR (200 MHz, CDCl₃): δ -80.96 (s, CF₃), IR (neat): 789, 852, 1127, 1202, 1372, 2358 cm⁻¹, MS (CI/CH₄): *m/z* 201 (MH⁺, 100%), 149 (64.1%), 125 (61.2%), 124 (66.5%), HRMS (elemental composition): calc. (C₆H₈O₂F₃S) 201.019; found 201.021.

α-Ethyl-α-methylpropargyl triflinate (2c). A mixture of two diastereoisomers in the ratio of 1:1 (yield 69%). ¹H NMR (300 MHz, CDCl₃): δ 2.95 and 2.94 (s, 1H each), 1.92 (AB system, 2H for both isomers), 1.76 and 1.66 (s, 3H each), 1.11 and 1.07 (t, *J* = 7.2 Hz, 3H each), ¹³C NMR (75 MHz, CDCl₃): δ 122.995 and 123.005 (q, *J* = 334.3 Hz, CF₃ each), 82.76 (≡C– for both isomers), 79.82 and 79.75 (CH≡ each), 77.26 (–C–O for both isomers), 33.89 and 35.83 (–CH₂– each), 28.89 and 28.32 (–CH₃ each), 8.58 and 8.38 (–CH₂–CH₃ each), ¹⁹F NMR (200 MHz, CDCl₃): δ -81.00 and -80.60 (s, CF₃ each), IR (neat): 734, 868, 909, 1130, 1201, 1212, 1377, 2264 cm⁻¹, MS (CI/*i*-Bu): *m/z* 215 (MH⁺, 22.0%), 81 (M⁺-SO₂CF₃, 100%), HRMS (elemental composition): calc. (C₇H₁₀O₂F₃S) 215.035; found 215.039.

trans-Cinnamyl triflinate (7a). Yield 78%. ¹H NMR (300 MHz, CDCl₃): δ 7.37 (m, 5H), 6.76 (d, *J* = 15.6 Hz, 1H), 6.28 (dt, *J* = 15.6, 6.8 Hz, 1H), ABq system: 4.99 (dd, *J* = 12.0, 6.8 Hz), 4.80 (dd, *J* = 12.0, 6.8 Hz), ¹³C NMR (75 MHz, CDCl₃): δ 137.38 (Ph–CH=), 135.24, 128.79, 128.69, 126.88 (Ar), 125.03 (q, *J* = 339.0 Hz, CF₃), 120.96 (=CH–CH₂), 69.31 (–CH₂–), ¹⁹F NMR (200 MHz, CDCl₃): δ -79.47 (s, CF₃), IR (neat): triflinate rearranged to triflone while taking its spectrum (see spectra of triflones), MS (CI/NH₃): *m/z* 267 (MNH₄⁺, 33.0%), 151 (15.0%), 132 (100%), 117 (M⁺ - OS(O)CF₃, 100%), HRMS (elemental composition): calc. (C₁₀H₁₀O₂F₃S) 251.035; found 251.037.

1-Methyl-2-propenyl triflinate (7b). A mixture of two diastereoisomers in the ratio of 1:1 (yield 60%). ¹H NMR (300 MHz, CDCl₃): δ 5.95 and 5.87 (ddd, *J* = 17.1, 10.5, 6.9 Hz, 1H each), 5.41 and 5.39 (dt, *J* = 17.1, 1.0 Hz, 1H each), 5.34 (dt, *J* = 10.5, 1.0 Hz, 1H for both

isomers), 5.04 and 5.03 (quintet, $J = 6.9$ Hz, 1H each), 1.54 and 1.51 (d, $J = 6.9$ Hz, 3H each), ^{13}C NMR (50 MHz, CDCl_3): δ 136.31 and 136.26 (=CH– each), 122.90 and 122.84 (q, $J = 335.8$ Hz, CF_3 each), 119.52 and 119.31 ($\text{CH}_2=$ each), 80.71 and 80.06 ($\text{CH}-\text{CH}_3$ each), 21.66 and 21.49 ($-\text{CH}_3$ each), ^{19}F NMR (200 MHz, CDCl_3): δ -80.88 and -80.90 (s, CF_3 each), IR (neat): 738, 912, 1130, 1202, 1366 cm^{-1} , MS (CI/*i*-Bu): m/z 189 (MH^+ , 33.0%), 173 (36.0%), 145 (100%), 143 (91.0%), 86 (25.0%), HRMS (elemental composition): calc. ($\text{C}_5\text{H}_8\text{O}_2\text{F}_3\text{S}$) 189.019; found 189.019.

General procedure for rearrangement of propargylic triflinates 2a-d to allenic triflones 3a-d and allylic triflinates 7a-c to allylic triflones 8-10, 13,15

The rearrangement reaction was carried out by heating a solution of the appropriate ester (1 eq.) with CaCO_3 (2 eq.) in dry acetonitrile. Then the reaction mixture was extracted with ether and washed 5 times with water. After drying over anhydrous MgSO_4 the solvent was evaporated under reduced pressure and the residue was purified by silica gel chromatography.

* Due to high volatility of the products it was difficult to calculate a correct yield. Therefore, the yield was estimated by NMR experiments carried out in deuterated solvents like CDCl_3 or CD_3CN in NMR tubes.

γ -Methylallenyl triflone (3a). Yield 76%*. ^1H NMR (300 MHz, CDCl_3): δ 6.15 (2H, m), 1.93 (3H, m) (spectrum of second order), ^{13}C NMR (75 MHz, CDCl_3): δ 213.49 (=C=), 119.74 (q, $J = 326.0$ Hz, CF_3), 97.29 (=CH– SO_2CF_3), 91.63 (=CH– CH_3), 12.36 ($-\text{CH}_3$), ^{19}F NMR (200 MHz, CDCl_3): δ -80.10 (s, CF_3), IR (neat): 1121, 1208, 1379, 1952 cm^{-1} , MS (CI/ NH_3): m/z 187 (MH^+ , 85.9%), 171 (15.6%), 155 (34.4%), 139 (12.5%), HRMS (elemental composition): calc. ($\text{C}_5\text{H}_6\text{O}_2\text{F}_3\text{S}$) 187.004; found 187.005.

γ,γ -Dimethylallenyl triflone (3b). Yield 100%*. ^1H NMR (300 MHz, CDCl_3): δ 6.01 (septet, $J = 2.8$ Hz, 1H), 1.94 (d, $J = 2.8$ Hz, 6H), ^{13}C NMR (75 MHz, CDCl_3): δ 211.69 (=C=), 121.73 ($\text{CH}_3-\text{C}=\text{C}$), 119.79 (q, $J = 326.0$ Hz, CF_3), 89.87 (=CH–), 18.98 ($-\text{CH}_3$), ^{19}F NMR (200 MHz, CDCl_3): δ -80.20 (s, CF_3), IR (neat): 1120, 1197, 1222, 2010 cm^{-1} , MS (CI/ CH_4): m/z 201 (MH^+ , 27.1%), 103 (66.5%), HRMS (elemental composition): calc. ($\text{C}_6\text{H}_8\text{O}_2\text{F}_3\text{S}$) 201.020; found 201.021.

γ -Ethyl- γ -methylallenyl triflone (3c). Yield 100%*. ^1H NMR (300 MHz, CDCl_3): δ 6.09 (tqq, $J = 3.0, 2.6, 0.8$ Hz, 1H), 2.22 (qd, $J = 7.3, 3.0$ Hz, 2H), 1.93 (d, $J = 2.6$ Hz, 3H), 1.10 (t, $J = 7.3$ Hz, 3H), ^{13}C NMR (75 MHz, CDCl_3): δ 211.36 (=C=), 119.84 (q, $J = 326.1$ Hz, CF_3), 116.60 ($\text{CH}_3-\text{C}=\text{C}$), 91.58 (=CH–), 26.56 ($-\text{CH}_2-$), 17.61 ($-\text{CH}_3$), 11.42 ($-\text{CH}_2-\text{CH}_3$), ^{19}F NMR (200 MHz, CDCl_3): δ -80.06 (s, CF_3), IR (neat): 1120, 1200, 1220, 1376, 2272 cm^{-1} , MS (CI/ CH_4): m/z 215 (MH^+ , 46.4%), 207 (75.5%), 149 (45.8%), 117 (34.8%), HRMS (elemental composition): calc. ($\text{C}_7\text{H}_{10}\text{O}_2\text{F}_3\text{S}$) 215.035; found 215.037.

γ -Methyl- γ -phenylallenyl triflone (3d). Yield 71%. ^1H NMR (300 MHz, CDCl_3): δ 7.40 (m, 5H), 6.42 (q, $J = 2.8$ Hz, 1H), 2.31 (d, $J = 2.8$ Hz, 3H), ^{13}C NMR (50 MHz, CDCl_3): δ 214.70 (=C=), 131.27, 129.67, 129.06, 126.64 (Ar), 119.78 (q, $J = 326.5$ Hz, CF_3), 113.18 ($\text{CH}_3-\text{C}=\text{C}$), 93.33 (=CH–), 16.21 ($-\text{CH}_3$), ^{19}F NMR (200 MHz, CDCl_3): δ -79.78 (s, CF_3), IR (neat): 1119,

1203, 1220, 1374, 2254 cm^{-1} , MS (EI/HR): m/z 262 (MH^+ , 2.5%), 129 ($\text{MH}^+ - \text{SO}_2\text{CF}_3$, 100%), 128 (33.1%), HRMS (elemental composition): calc. ($\text{C}_{11}\text{H}_9\text{O}_2\text{F}_3\text{S}$) 262.027; found 262.024.

1-Phenyl-2-propenyl triflone (8). Yield 16%*. This triflone has not been isolated structure determination was carried out from a crude mixture.

^1H NMR (300 MHz, CDCl_3): δ 7.40 (m, 5H), 6.28 (dt, $J = 17.0, 9.3$ Hz, 1H), 5.65 (d, $J = 9.3$ Hz, 1H), 5.59 (d, $J = 17.0$ Hz, 1H), 5.04 (d, $J = 9.3$ Hz, 1H).

1-Phenyl-1-propenyl triflone (9). Yield 38%*. ^1H NMR (300 MHz, CDCl_3): δ 7.50 (q, $J = 7.0$ Hz, 1H), 7.39 (m, 5H), 1.92 (d, $J = 7.0$ Hz, 3H), ^{13}C NMR (75 MHz, CDCl_3): δ 150.14 (=CH-), 141.74 (Ph-C=), 136.71, 130.59, 129.89, 128.84 (Ar), 120.06 (q, $J = 327.4$ Hz, CF_3), 16.18 (-CH₃), ^{19}F NMR (200 MHz, CDCl_3): δ -76.84 (s, CF_3), IR (neat): 1122, 1212, 1361 cm^{-1} , MS (CI/CH₄): m/z 251 (MH^+ , 9.4%), 135 (5.8%), 118 (11.0%), 117 ($\text{M}^+ - \text{SO}_2\text{CF}_3$, 100%), HRMS (elemental composition): calc. ($\text{C}_{10}\text{H}_{10}\text{O}_2\text{F}_3\text{S}$) 251.035; found 251.036.

trans-Cinnamyl triflone (10). Yield 46%*. ^1H NMR (300 MHz, CDCl_3): δ 7.40 (m, 5H), 6.82 (dtt, $J = 15.9, 1.3, 0.6$ Hz, 1H), 6.15 (dtq, $J = 15.9, 7.6, 0.5$ Hz, 1H), 4.15 (ddq, $J = 7.6, 1.3, 0.7$ Hz, 2H), ^{13}C NMR (75 MHz, CDCl_3): δ 141.68 (Ph-CH=), 134.97, 129.21, 128.80, 126.93 (Ar), 119.66 (q, $J = 326.0$ Hz, CF_3), 110.15 (=CH-CH₂), 54.44 (-CH₂-), ^{19}F NMR (200 MHz, CDCl_3): δ -77.32 (s, CF_3), IR (neat): 1120, 1206, 1370 cm^{-1} , MS (CI/CH₄): m/z 251 (MH^+ , 2.3%), 233 (8.1%), 117 ($\text{M}^+ - \text{SO}_2\text{CF}_3$, 100%), HRMS (elemental composition): calc. ($\text{C}_{10}\text{H}_{10}\text{O}_2\text{F}_3\text{S}$) 251.035; found 251.030.

trans-Crotyl triflone (13). Yield 100%*. ^1H NMR (300 MHz, CDCl_3): δ 6.02 (dqt, $J = 15.2, 6.6, 1.4$ Hz, 1H), 5.49 (dtq, $J = 15.2, 7.4, 1.8$ Hz, 1H), 3.92 (ddq, $J = 7.4, 1.4, 1.1$ Hz, 2H), 1.83 (ddt, $J = 6.6, 1.8, 1.1$ Hz, 3H), ^{13}C NMR (75 MHz, CDCl_3): δ 139.69 (=CH-CH₂), 119.72 (q, $J = 324.0$ Hz, CF_3), 112.60 (=CH-CH₃), 54.03 (-CH₂-), 18.33 (-CH₃), ^{19}F NMR (200 MHz, CDCl_3): δ -77.64 (s, CF_3), IR (neat): 1122, 1208, 1367 cm^{-1} , MS (CI/I-Bu): m/z 189 (MH^+ , 7.8%), 173 (100%), 145 (84.4%), 1345 (80.4%), 129 (31.2%), 84 (28.1%), HRMS (elemental composition): calc. ($\text{C}_5\text{H}_8\text{O}_2\text{F}_3\text{S}$) 189.020; found 189.017.

γ,γ - and α,α -Dimethylallyl triflones 14 and 15 were obtained in the ratio of 3.3:1 respectively during preparation of α,α -dimethylallyl triflinate (overall yield 60%). These triflones have not been isolated due to high volatility and structure determinations were carried out from a crude mixture by 2D NMR techniques: COSY (H, H and C, H).

α,α -Dimethylallyl triflones (15). Yield 14%*. ^1H NMR (300 MHz, CDCl_3): δ 5.86 (dd, $J = 18.0, 11.0$ Hz, 1H), 5.14 (dd, $J = 18.0, 1.5$ Hz, 1H), 5.12 (dd, $J = 11.0, 1.5$ Hz, 1H), 1.30 (s, 6H), ^{13}C NMR (75 MHz, CDCl_3): δ 144.11 (=CH-), 113.39 (=CH₂), 75.09 (-C-), 25.9 \pm 0.2 (-CH₃ groups).

γ,γ -Dimethylallyl triflones (14). Yield 46%*. ^1H NMR (300 MHz, CDCl_3): δ 5.24 (tseptet, $J = 8.0, 1.2$ Hz, 1H), 3.98 (d, $J = 8.0$ Hz, 2H), 1.87 (s, 3H), 1.78 (s, 3H), ^{13}C NMR (75 MHz, CDCl_3): δ 146.74 (=C-), 105.41 (=CH-), 50.10 (-CH₂-), 17.95 (-CH₃), 25.9 \pm 0.2 (-CH₃), ^{19}F NMR (200 MHz, CDCl_3): δ -78.34 (s, CF_3). For both isomers **15** and **14** IR (neat): 1121, 1205, 1365 cm^{-1} , MS: m/z 201.019 (MH^+ , 100%), HRMS (elemental composition): calc. ($\text{C}_6\text{H}_8\text{O}_2\text{F}_3\text{S}$) 201.020; found 201.019.

General procedure for solvolysis of propargylic triflinates 2b,c and allylic triflinates 7a,b .

The solvolysis reaction was carried out by stirring of a solution of the appropriate ester (1 eq.) and 2,6-lutidine (2 eq.) in ethanol. The reaction mixture was extracted with ether and washed consecutively with water, 3% aqueous HCl, 5% aqueous NaHCO₃, and water again. After drying over anhydrous MgSO₄ and removal of the solvent the product was obtained as a viscous liquid.

* Due to high volatility of the products it was difficult to calculate a correct yield. Therefore, the yield was estimated by NMR experiments carried out in deuterated solvents like CDCl₃ or CD₃CN in NMR tubes.

β-Ethoxy-γ,γ-dimethylallyl triflone (5b). Yield 65%. ¹H NMR (300 MHz, CDCl₃): δ 4.14 (s, 2H), 3.74 (q, *J* = 7.0 Hz, 2H), 1.82 (s, 3H), 1.77 (s, 3H), 1.28 (t, *J* = 7.0 Hz, 3H), ¹³C NMR (75 MHz, CDCl₃): δ 133.63 (–C=), 128.98 (–C=), 119.6 (q, *J* = 327.5 Hz, CF₃), 66.20 (O–CH₂–), 50.61 (–CH₂SO₂CF₃), 19.44 (–CH₃), 18.05 (–CH₃), 15.06 (–CH₂–CH₃), ¹⁹F NMR (200 MHz, CDCl₃): δ -79.03 (s, CF₃), IR (neat): 1121, 1643, 1685, 1199, 1219, 1365 cm⁻¹, MS (CI/CH₄): *m/z* 247 (MH⁺, 50.9%), 114 (MH⁺ - SO₂CF₃, 11.4%), 113 (44.0%), 113 (M⁺ - SO₂CF₃, 100%), HRMS (elemental composition): calc. (C₈H₁₄O₃F₃S) 247.062; found 247.060.

β-Ethoxy-γ-ethyl-γ-methylallyl triflone (5c). Yield 58%, as a mixture of two diastereoisomers Z and E in the ratio of 1:1.5 respectively. ¹H NMR (600 MHz, CDCl₃): δ 4.14 (s, 2H for both isomers), 3.75 (E) and 3.72 (Z) (q, *J* = 7.2 Hz, 2H each), 2.25 (Z) and 2.08 (E) (q, *J* = 7.8 Hz, 2H each), 1.80 (E) and 1.74 (Z) (s, 3H each), 1.29 (E) and 1.28 (Z) (t, *J* = 7.2 Hz, 3H each), 1.05 (E) and 1.02 (Z) (t, *J* = 7.8 Hz, 3H each), ¹³C NMR (50 MHz, CDCl₃): δ 134.42 (Z) and 134.35 (E) (–C= each), 133.54 (Z) and 133.45 (E) (–C= each), 119.79 (q, *J* = 328.3 Hz, CF₃ each), 66.59 (Z) and 66.32 (E) (O–CH₂– each), 50.83 (Z) and 50.60 (E) (–CH₂SO₂CF₃ each), 26.51 (E) and 24.77 (Z) (O–CH₂– each), 16.83 (Z) and 15.23 (E) (–CH₃ each), 12.47 (E) and 12.33 (Z) (–CH₂–CH₃ each), ¹⁹F NMR (200 MHz, CDCl₃): δ -79.11 (Z) and -79.03 (E) (s, CF₃ each), IR (neat): 1038, 1121, 1220, 1221, 1366 cm⁻¹, MS (CI/CH₄): *m/z* 261 (MH⁺, 27.8%), 127 (M⁺ - SO₂CF₃, 100%), 127 (89.5%), HRMS (elemental composition): calc. (C₉H₁₆O₃F₃S) 261.077; found 261.076.

β-Ethoxy-γ-methyl-γ-phenylallyl triflone (5d). Yield 81%, as a mixture of two diastereoisomers Z and E in the ratio of 1.0 : 1.1 respectively. Was obtained according to the same procedure using γ-methyl-γ-phenylallyl triflone **3d** instead the appropriate triflinate. ¹H NMR (300 MHz, CDCl₃): δ 7.32 (m, 5H for both isomers), 4.28 (E) and 4.06 (Z) (2H each), 3.93 (Z) and 3.47 (E) (q, *J* = 7.0 Hz, 2H each), 2.12 (Z) and 2.10 (E) (s, 3H each), 1.38 (Z) and 1.00 (E) (t, *J* = 7.0 Hz, 2H each), ¹³C NMR (75 MHz, CDCl₃): δ 139.94 (Z) and 139.48 (E) (O–C= each), 136.87 (Z) and 136.63 (E) (=C(Ph)(CH₃) each), 133.70, 128.75, 128.16, 128.02, 127.84, 127.42 (Ar for both isomers), 119.71 (Z) and 119.44 (E) (q, *J* = 328.0 Hz, CF₃ each), 67.50 (E) and 66.37 (Z) (–CH₂–O each), 53.04 (E) and 51.16 (Z) (–CH₂–SO₂CF₃ each), 20.17 (Z) and 19.04 (E) (–CH₃), 15.17 (Z) and 15.14 (E) (CH₂–CH₃ each), ¹⁹F NMR (200 MHz, CDCl₃): δ -78.98 (E) and -79.44 (Z) (s, CF₃ each), IR (neat): 1026, 1121, 1203, 1222, 1368 cm⁻¹, MS (CI/CH₄): *m/z* 308 (M⁺, 9.4%), 293 (1.4%), 257 (10.3%), 175 (M⁺ - SO₂CF₃, 100%), 147

(26.5%), 129 (23.2%), HRMS (elemental composition): calc. (C₁₃H₁₅O₃F₃S) 308.069; found 308.072.

α -Phenylallyl ethyl ether (11). Yield 44%*. ¹H NMR (300 MHz, CDCl₃): δ 7.33 (m, 5H), 5.95 (ddd, J = 17.0, 10.5, 6.5 Hz, 1H), 5.25 (dt, J = 17.0, 1.5 Hz, 1H), 5.18 (dt, J = 10.5, 1.5 Hz, 1H), 3.48 (AB system, 2H), 1.23 (t, J = 7.0 Hz, 1H), ¹³C NMR (50 MHz, CDCl₃): δ 139.30 (=CH-), 141.43, 128.41, 127.52, 126.83 (Ar), 115.92 (=CH₂), 82.90 (-CH-O), 63.97 (-CH₂-), 15.29 (-CH₃), IR (neat): 1072, 1096 cm⁻¹, MS (CI/CH₄): m/z 163 (MH⁺ 1.1%), 131 (7.0%), 117 (MH⁺ - EtOH, 100%), HRMS (elemental composition): calc. (C₁₁H₁₅O) 163.112; found 163.113.

trans-Cinnamyl ethyl ether (12). Yield 44%*. ¹H NMR (300 MHz, CDCl₃): δ 7.32 (m, 5H), 6.61 (dt, J = 15.9, 1.3 Hz, 1H), 6.30 (dt, J = 15.9, 5.9 Hz, 1H), 4.14 (dd, J = 5.9, 1.3 Hz, 2H), 3.55 (q, J = 7.0 Hz, 2H), 1.25 (t, J = 7.0 Hz, 3H), ¹³C NMR (50 MHz, CDCl₃): δ 132.20 (Ph-CH=), 131.29, 128.55, 127.62, 126.51 (Ar), 126.51 (=CH-), 71.23 (CH-CH₂-O), 65.73 (-CH₂-CH₃), 15.25 (-CH₃), IR (neat): 1100 cm⁻¹, MS (CI/CH₄): m/z 179 (MH⁺CH₄, 29.0%), 177 (19.1%), 163 (MH⁺, 5.0%), 133 (MH⁺CH₄ - EtOH, 74.3%), 133 (57.0%), 131 (20.75%), 117 (MH⁺ - EtOH, 30.1%), 105 (100%), 91 (32.4%), 84 (27.5%), HRMS (elemental composition): calc. (C₁₁H₁₄O) 162.104; found 162.106.

Supporting Information Available: Full spectroscopic characterization data (¹H NMR, ¹³C NMR and HRMS) for all new compounds.

Acknowledgements

This research was supported by The Israel Science Foundation (grant No 563/98-1).

References

- (a) Braverman, S. *Ph. D. Thesis*, University of Alberta, Edmonton, Canada, 1963. (b) Braverman, S.; Stabinsky, Y. *J. Chem. Soc., Chem. Comm.* **1967**, 270. (c) Braverman, S.; Stabinsky, Y. *Isr. J. Chem.* **1967**, 5, 125. (d) Braverman, S.; Mechoulam, H. *Isr. J. Chem.* **1967**, 5, 71. (e) *Tetrahedron* **1974**, 30, 3883.
- (a) Braverman, S. In *Chemistry of Sulfoxides and Sulfoxides*; Patai, S.; Rappoport, Z.; Stirling, C. J. M. Eds.; Wiley: New York, 1988; Ch. 13. (b) Braverman, S.; *ibid.* Ch. 14. (c) Braverman, S. In *The Chemistry of Sulfinic Acids, Esters and their Derivatives*; Patai, S. Ed.; Wiley: New York, 1990; Ch. 11. (d) Braverman, S. In *The Chemistry of Sulfinic Acids and their Derivatives*; Patai, S. Ed.; Wiley: New York, 1990; Ch. 8.
- Hassner, A.; Stumer, C. *Organic Syntheses Based on Name Reactions and Unnamed Reactions*; Pergamon Press: Oxford, 1994; p 266.

4. (a) Braverman, S.; Duar, Y. *Tetrahedron* **1990**, *46*, 2975. (b) Braverman, S.; Manor, H. *Phosphorus, Sulfur and Silicon* **1990**, *53*, 357. (c) Braverman, S.; Steiner, S. *Isr. J. Chem.* **1967**, *5*, 267. (d) Harzdorf, C.; Meussdoerffer, J.-N.; Niederfprüm. H.; Wechsberg, M. *Liebigs Ann.* **1973**, 33.
5. Nicolaou, K. C.; Skokotas, F.; Maligres, P.; Zuccarello, G.; Schweiger, E. S.; Toshima, K.; Wenderborn, S. *Angew. Chem. Int. Ed. Engl.* **1989**, *28*, 1271.
6. Klunder, J. M.; Sharpless, K. B. *J. Org. Chem.* **1987**, *52*, 2598.
7. (a) Pechenick, T. *M. Sc. Thesis*, Bar-Ilan University, 1998. (b) Braverman, S.; Pechenick, T.; Zafrani, Y. *Tetrahedron Lett.* **2001**, *42*, 1391.
8. (a) Stirling, C. J. M. *J. Chem. Soc. C* **1964**, 5863. (b) Denmark, S. E.; Harmata, M. A. *J. Org. Chem.* **1987**, *52*, 4031. (c) Review: Landor, S. R. In *The Chemistry of Allenes*; Landor, S. R. Ed.; Academic: New York, 1982; Vol. 2, pp 361-397.
9. Hendrickson, J. B.; Skipper, P. L. *Tetrahedron* **1976**, *32*, 1627.
10. Simpkins, N. S. *Tetrahedron* **1990**, *46*, 6951.