

A convenient access to 1-substituted-2-azinyl-1-ethanones via acylation of alkylated azines with *N*-acylbenzotriazoles

Alan R. Katritzky,* Ashraf A. A. Abdel-Fattah, and Rena G. Akhmedova
Center for Heterocyclic Compounds, Department of Chemistry, University of Florida,
Gainesville, FL 32611-7200
E-mail: Katritzky@chem.ufl.edu

Submitted in Honor of the 55th anniversary of Professor Eusebio Juaristi
(received 15 Jun 05; accepted 12 Aug 05; published on the web 17 Aug 05)

Abstract

Reactions of alkylazines **9a–f** (2-methylpyridine, 2-benzylpyridine, 4-benzylpyridine, 2-methylquinoline, 4-methylquinoline or 4-methylpyrimidine) with readily available *N*-acylbenzotriazoles **8a–j** produced 1-substituted-2-azinyl-1-ethanones **10a–p** in 50–95% yields.

Keywords: *N*-Acylbenzotriazoles, alkylated azines, 1-substituted-2-azinyl-1-ethanones

Introduction

1,2-Disubstituted-1-ethanones (X-CH₂CO-Y) play an important role in organic synthesis.¹ Among such derivatives, 1-substituted-2-azinyl-1-ethanones (Het-CH₂COY) find important and widespread uses as ligands to chelate transition metals² and medically important gallium ⁶⁶Ga, ⁶⁷Ga, and ⁶⁸Ga radioisotopes.³ Compounds of this class are also useful as synthetic templates in the preparation of chiral building blocks⁴ for a wide variety of alkaloids, e.g., hydrangea **1**,⁵ lamellarins **2**,⁶ sedamines **3**,⁷ and lobelines **4** and **5**⁸ as well as steroid-like compounds such as azasteroids **6**.⁹ These systems have long been recognized as bioactive natural products.¹⁰ For example, early findings on the biological properties of lobelines (also known as Indian tobacco) support their potential ability to exhibit agonist activity⁸ and enhance latent inhibition¹¹ at nicotinic receptors, stimulate autonomic ganglia,¹² and improve memory.^{10a}

Moreover, certain 1-substituted-2-azinyl-1-ethanone derivatives exhibit biological activities as potential hypocholesteremic agents having minimal estrogenic activity¹³ and others are valuable synthons in the development of various pharmaceutically important molecules^{1a,14} and in the preparation of chiral nematic materials.¹⁵

Previous protocols for syntheses of 1-substituted-2-azinyl-1-ethanones (Scheme 1) include: (i) from 1-substituted-2-azinylethyne by hydration in 2N H₂SO₄ in the presence of HgCl₂,¹⁶ (ii) reactions of organometallic reagents with aldehyde followed by Swern oxidation;¹⁷ (iii) radical

nucleophilic substitution reactions ($S_{RN}1$) of haloazines with ketone enolates;¹⁸ (iv) reactions of α -haloazinium salts (pseudo-Vilsmeier reagents) with *N,N*-disubstituted enamines followed by acidic hydrolysis and dequaternization;¹⁹ and (v) acylation of methylated azines.

Approaches of type (v) are the most commonly used and include treatment of methylazines with carbonitriles²⁰ or with activated derivatives of carboxylic acids, especially acid chlorides,²¹ esters,^{13,22} and amides.²³

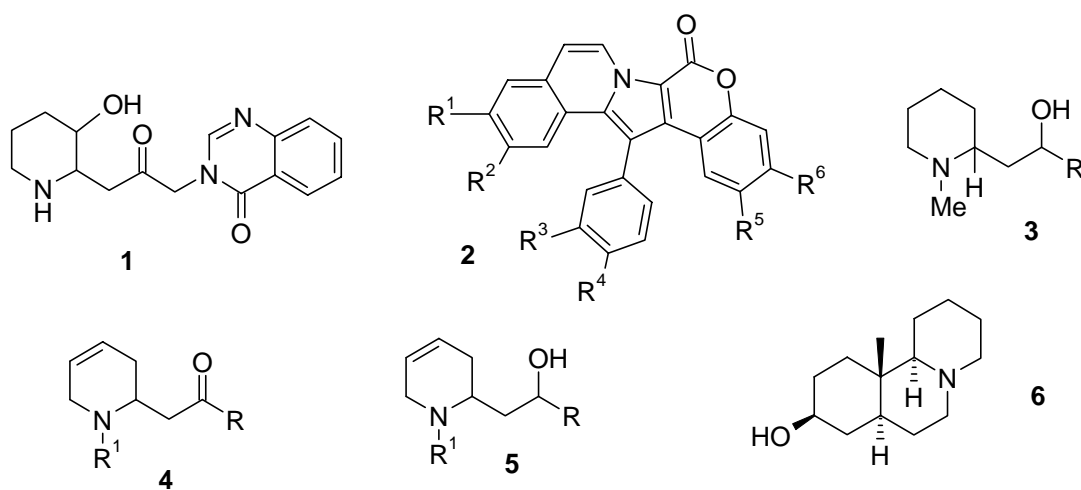


Figure 1

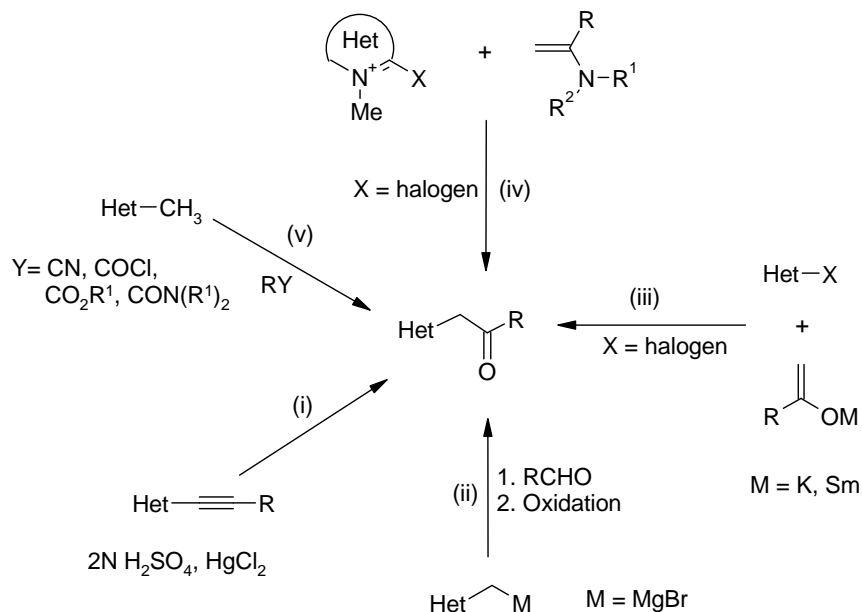
Claisen-type condensation methods in refs^{22a-c} require either a 2:1 molar ratio of metallated alkylazine:acylating ester or 2 molar equivalents of base that might cause ester self-condensation prior to the lateral acylation. Among the conventional methods available for the synthesis of 1-substituted-2-azinyl-1-ethanones, approaches based on the use of amides as acylating reagents are scarce.

We have reported earlier the use of *N*-acylbenzotriazoles in the syntheses of amides,²⁴ esters,²⁵ β -keto sulfones²⁶ and β -keto nitriles.²⁷ In view of our previous results, we now describe a further application of *N*-acylbenzotriazoles in a general and convenient access to a variety of 1-substituted-2-azinyl-1-ethanones in satisfactory to excellent yields by the acylation of alkylated azines.

Results and Discussion

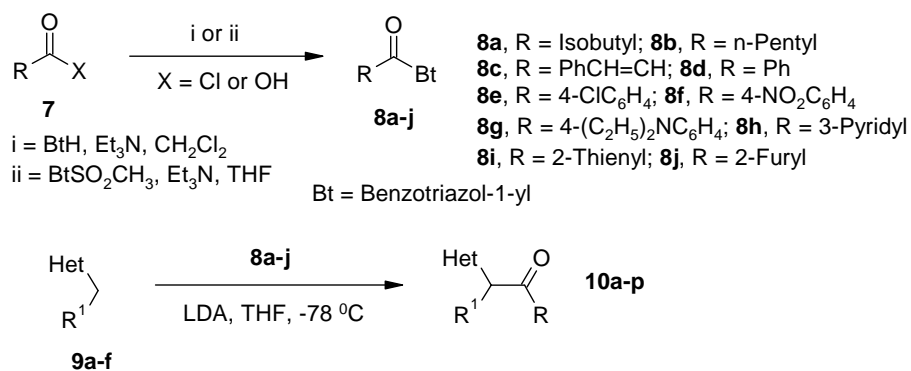
The starting *N*-acylbenzotriazoles **8a–f** with alkyl, alkenyl or aryl substituents (R = isobutyl, *n*-butyl, cinnamyl, phenyl, 4-chlorophenyl or 4-nitrophenyl) were prepared by stirring acid chlorides in CH_2Cl_2 with benzotriazole in the presence of Et_3N at room temperature²⁸ while **8g–j** (R = 4-diethylaminophenyl, 3-pyridyl, 2-thienyl or 2-furyl) were readily prepared by refluxing

the corresponding carboxylic acids in THF with 1-(methansulfonyl)-1*H*-benzotriazole in the presence of Et₃N.^{24a}



Scheme 1

The acylation reactions were accomplished by treatment of alkylazines **9a–f** (1.0 equivalent) in THF at $-78\text{ }^{\circ}\text{C}$ with LDA (2.0 equivalents), itself prepared *in situ* from *n*-butyllithium and diisopropylamine), followed by the addition, at $-78\text{ }^{\circ}\text{C}$, of a THF solution of the appropriate *N*-acylbenzotriazole **8a–j** (1.0 equivalent). The solution was allowed to warm up to room temperature overnight. After aqueous workup, 1-substituted-2-azinyl-1-ethanones **10a–p** were isolated as the only products in good to excellent yields (Scheme 2, Table 1). This approach provided known compounds **10a,d,i**^{22a} and **10b**²⁹ in yields comparable with those reported in the literature and dramatically improved the previous yields of **10f**, **10g**, **10h**, and **10j** from 12%,¹³ 41%,^{22d} 58%^{22a} and 50.3%^{22b} to 91%, 95%, 84% and 72% yield, respectively.



For designation of R, R¹ and Het in **10** see Table 1

Scheme 2

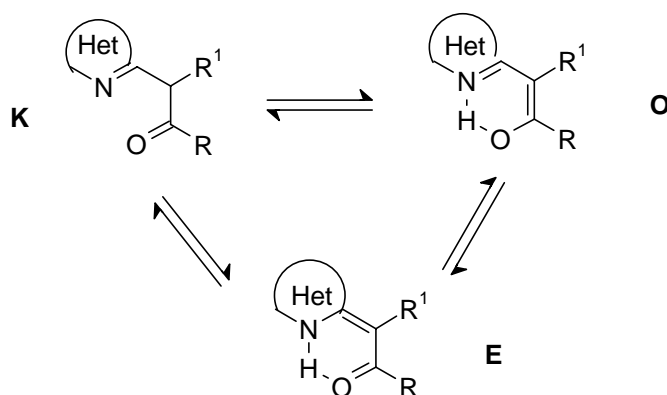
Table 1. Preparation of 1-Substituted-2-aziny-1-ethanones **10a–p**

Entry	Het	R of RCOBt 8	R ¹ of HetCH ₂ R ¹ 9	Yield (%) ^a (keto +enol)	Keto/ enol (%) ^b
10a	Pyrid-2-yl	(CH ₃) ₂ CHCH ₂	H	65 (60 ^{22a}) ^c	95/ 5
10b	Pyrid-2-yl	CH ₃ (CH ₂) ₃ CH ₂	H	60 (52 ²⁹) ^c	100/ 0
10c	Pyrid-2-yl	PhCH=CH	H	65	27/ 73
10d	Pyrid-2-yl	Ph	H	78 (82 ^{22a}) ^c	59/ 41
10e	Pyrid-2-yl	4-ClC ₆ H ₄	H	83	38/ 62
10f	Pyrid-2-yl	4-ClC ₆ H ₄	Ph	95 (12 ¹³) ^c	58/ 42
10g	Quinolin-2-yl	Ph	H	91 (41 ^{22d}) ^c	8/ 92
10h	Pyrid-2-yl	Fur-2-yl	H	84 (58 ^{22a}) ^c	68/ 32
10i	Pyrid-2-yl	Thien-2-yl	H	68 (73 ^{22a}) ^c	85/ 15
10j	Pyrid-2-yl	Pyrid-3-yl	H	72 (50 ^{22b}) ^c	16/ 84
10k	Pyrimidin-4-yl	Fur-2-yl	H	50	50/ 50
10l	Quinolin-4-yl	Thien-2-yl	H	66	100/ 0
10m	Pyrid-4-yl	4-ClC ₆ H ₄	Ph	63	100/ 0
10n	Pyrid-4-yl	4-(C ₂ H ₅) ₂ NC ₆ H ₄	Ph	67	100/ 0
10o	Quinolin-4-yl	4-ClC ₆ H ₄	H	87	100/ 0
10p	Quinolin-4-yl	4-NO ₂ C ₆ H ₄	H	72	100/ 0

^a Products were recovered as mixture of keto/enol tautomers as evidenced by ¹H NMR in CDCl₃ with the exceptions of **10b,l–p**, where the percentage of the keto form was 100%. ^b Determined by ¹H NMR of products **10**. ^c Literature yield.

The structures of the novel condensation products **10c,e,k–p** are supported by their spectroscopic data together with microanalyses and known compounds **10a,b,d,f–j** by comparison of their melting points and spectroscopic data with the literature reports together with microanalyses in some cases. In nearly all cases, the acylated products derived from 2-alkylazines exist in CDCl₃ solution as tautomeric mixtures. Their ¹H NMR spectra display two closely overlapping sets of signals and their proton-decoupled ¹³C NMR spectra generally show two sets of lines. By comparison of the magnitudes of the enolic and ketonic shifts to values from the literature,³⁰ they were identified as the ketone and enol forms **K** and **O**; enaminone tautomers **E** were not observed (Scheme 3). The integrated intensities of the side-chain methylene and vinyl protons in the ¹H NMR spectra of CDCl₃ solutions of **10a–k** indicated a predominance of the **O** forms in **10c,e,g,j** 62–92% while **K** forms predominated in **10a,d,f,h,i** 58–95%. Although ¹H NMR spectra showed a tautomeric mixture of about 1:1 for **10k**, **10b** was observed exclusively in the **K** form. This finding is in accord with the facts that hydrogen-bonding reinforces tautomeric effects³¹ and tautomer ratio is crucially dependent on both steric and polar effects of the substituents attached to the carbonyl group³⁰ (Scheme 3). However, the

condensation products **10l–p** derived from 4-benzylpyridine and 4-methylquinoline exist predominantly in the ketonic form.



Scheme 3

This new synthetic procedure for the preparation of 1-substituted-2-aziny-1-ethanones offers several advantages. Good generality has been demonstrated since a variety of alkylated azines can be acylated with aliphatic (to give **10a,b**), alkenyl (to give **10c**), benzenoid (to give **10d–g,m–p**) and heterocyclic acylation reagents (to give **10h–l**). The high average yield for the 8 previously known examples (78%) compared to the reported (47%) and the overall average yield for 16 examples (73%), confirm once again the superiority of *N*-acylbenzotriazoles as an alternative class of acylating reagents, which extend and complement the arsenal of reagents for acylations of alkylated heterocycles. Compared with acid chlorides, the advantage of *N*-acylbenzotriazoles resides in their neutral character and high stability. While *N,N*-dimethylamides²³ have been used successfully for the synthesis of 1-alkyl-2-pyridin-2-yl-1-ethanones, they are not as easily accessible as the corresponding *N*-acylbenzotriazoles.

In summary, we have developed a convenient and quite general method for the synthesis of 1,2-disubstituted-1-ethanones having a pyridyl, quinolyl or pyrimidyl moiety that describes the potentiality of *N*-acylbenzotriazoles as valuable acylating agents of alkylated azines.

Experimental Section

General Procedures. All reactions were carried out under an atmosphere of nitrogen, unless otherwise specified. Glassware was routinely oven-dried at 160 °C for a minimum of 4 h and then connected to a vacuum line before assembling under a dry argon stream. Anhydrous solvents were obtained by distillation immediately prior to use, from sodium benzophenone ketyl (tetrahydrofuran). Melting points were uncorrected. ¹H NMR (300 MHz) and ¹³C NMR (75 MHz) spectra were recorded using deuteriochloroform (CDCl₃) as solvent. Column chromatography was carried out on silica gel (230–400 mesh).

General procedure for the preparation of 1-substituted-2-azinyl-1-ethanones 10a–p

To a solution of LDA (4.0 mmol) (prepared *in situ* from diisopropylamine and *n*-butyllithium in THF at $-78\text{ }^{\circ}\text{C}$), a solution of the alkylated heterocycle **9** (2.0 mmol) in dry THF (15 mL) was added dropwise under argon. After stirring the resulting mixture for 1 h at this temperature to ensure complete carbanion formation, a solution of *N*-acylbenzotriazole **8** (2.0 mmol) in dry THF (10 mL) was added dropwise at $-78\text{ }^{\circ}\text{C}$. The reaction mixture was allowed to warm to rt overnight before quenching with water (50 mL) and extraction with EtOAc (3 x 30 mL). The combined organic layers were washed with water (50 mL), dried over MgSO_4 . The solvent was removed under vacuum and the residue was placed in a silica-gel column and eluted with hexanes/EtOAc 10:1 followed by recrystallization from CH_2Cl_2 /hexanes for solid products to give the pure 1-substituted-2-azinyl-1-ethanones **10**. All ^1H and ^{13}C NMR signals for tautomeric compounds are for [keto + enol] unless otherwise specified.

3-Methyl-1-(pyrid-2-yl)-2-pentanone (10a). Colorless oil^{22a} (65%). ^1H NMR [keto + enol] δ 8.54 (dd, $J = 4.8, 1.0$ Hz, 1H), 8.20 (br d, 5.0 Hz, 1H), 7.64 (dt, $J = 7.6, 1.8$ Hz, 1H), 7.52 (td, $J = 7.5, 1.5$ Hz, 1H), 7.23–7.15 (m, 2H), 6.92–6.86 (m, 2H), 5.30 (enol s, 0.05H), 3.92 (keto s, 1.9H), 2.47 (d, $J = 6.7$ Hz, 2H), 2.16 (septet, $J = 6.6$ Hz, 1H), 0.89 (d, $J = 6.6$ Hz, 6H). ^{13}C NMR [keto + enol] δ 200.9, 169.2, 158.5, 154.7, 149.3, 144.2, 136.7, 136.4, 124.0, 121.7, 120.2, 117.8, 95.9, 52.6, 51.4, 45.4, 26.2, 24.2, 22.3 (2C). Anal. Calcd. For $\text{C}_{11}\text{H}_{15}\text{NO}$: N, 8.48. Found: N, 8.22.

1-(Pyrid-2-yl)-2-heptanone (10b). Colorless oil²⁹ (60%). ^1H NMR δ 8.57 (d, $J = 4.8$ Hz, 1H), 7.66 (td, $J = 7.7, 1.8$ Hz, 1H), 7.25–7.18 (m, 2H), 3.94 (s, 2H), 2.53 (t, $J = 7.4$ Hz, 2H), 1.34–1.19 (m, 6H), 0.86 (t, $J = 7.1$ Hz, 3H). ^{13}C NMR δ 207.6, 154.7, 149.2, 136.7, 124.2, 121.9, 52.0, 42.7, 31.1, 23.3, 22.3, 13.8.

(E)-4-Phenyl-1-pyrid-2-yl-but-3-en-2-one (10c). Yellow prisms (65%), mp $90\text{--}92\text{ }^{\circ}\text{C}$. ^1H NMR [keto + enol] δ 14.6 (enol br s, 0.73H), 8.58 (d, $J = 8.1$ Hz, 1H), 8.43 (d, $J = 8.1$ Hz, 1H), 8.35 (d, $J = 5.0$ Hz, 1H), 8.16 (d, $J = 7.2$ Hz, 1H), 8.15 (s, 1H), 7.78–7.47 (m, 8H), 7.40–7.26 (m, 5H), 7.05–6.97 (m, 2H), 6.84 (d, $J = 16.2$ Hz, 1H), 6.59 (d, $J = 15.9$ Hz, 1H), 5.60 (enol s, 0.73H), 4.18 (keto s, 0.54H). ^{13}C NMR [keto + enol] δ 190.1, 158.7, 148.8, 145.5, 137.0, 136.6, 132.0, 131.5, 130.3, 129.1, 129.0, 128.9, 128.7, 128.4, 128.2, 127.1, 126.2, 124.5, 121.6, 120.2, 119.0, 116.1, 114.8, 100.6, 100.3, 50.7. HRMS For $\text{C}_{15}\text{H}_{13}\text{NO}$: 223.2743. Found: 223.1006

1-Phenyl-2-(pyrid-2-yl)-1-ethanone (10d). Yellow needles (78%), mp $67\text{--}69\text{ }^{\circ}\text{C}$ (lit.^{22a} $52.5\text{--}54.0\text{ }^{\circ}\text{C}$). ^1H NMR [keto + enol] δ 8.56 (d, $J = 4.3$ Hz, 1H), 8.28 (d, $J = 4.9$ Hz, 1H), 8.07 (d, $J = 7.1$ Hz, 2H), 7.85 (dd, $J = 8.0, 2.1$ Hz, 2H), 7.66–7.52 (m, 3H), 7.47–7.38 (m, 4H), 7.30 (d, $J = 7.8$ Hz, 2H), 7.18–7.14 (m, 1H), 7.06 (d, $J = 8.1$ Hz, 1H), 6.99–6.95 (m, 1H), 6.8 (enol s, 0.41 H), 4.50 (keto s, 1.18 H). ^{13}C NMR [keto + enol] δ 196.8, 164.3, 158.5, 155.2, 149.5, 144.2, 138.8, 137.1, 136.5, 136.4, 133.2, 129.3, 128.7, 128.6, 128.3, 125.4, 124.2, 121.9, 121.5, 118.4, 94.1, 48.4. Anal. Calcd. For $\text{C}_{13}\text{H}_{11}\text{NO}$: C, 79.16; H, 5.62; N, 7.10. Found: C, 79.15; H, 5.63; N, 7.08.

1-(4-Chlorophenyl)-2-(pyrid-2-yl)-1-ethanone (10e). Yellow needles (83%), mp $96\text{--}97\text{ }^{\circ}\text{C}$. ^1H NMR [keto + enol] δ 8.45 (d, $J = 4.4$ Hz, 1H), 8.27 (d, $J = 4.8$ Hz, 1H), 8.01 (d, $J = 8.4$ Hz, 2H),

7.77 (d, $J = 8.5$ Hz, 2H), 7.66–7.58 (m, 2H), 7.42 (d, $J = 8.6$ Hz, 2H), 7.36 (d, $J = 8.4$ Hz, 2H), 7.29 (d, $J = 7.8$ Hz, 1H), 7.19–7.15 (m, 1H), 7.05 (d, $J = 8.1$ Hz, 1H), 7.00–6.98 (m, 1H), 6.03 (enol s, 0.62H), 4.45 (keto s, 0.76H). ^{13}C NMR [keto + enol] δ 195.7, 163.5, 158.2, 154.9, 149.6, 144.0, 139.7, 137.2, 136.6, 135.1, 135.0, 130.2, 128.9, 128.5, 126.8, 124.1, 122.0, 121.6, 11.6, 100.2, 94.1, 48.5. Anal. Calcd. For $\text{C}_{13}\text{H}_{10}\text{ClNO}$: C, 67.40; H, 4.35; N, 6.05. Found: C, 67.38; H, 4.30; N, 5.93.

1-(4-Chlorophenyl)-2-phenyl-2-(pyrid-2-yl)-1-ethanone (10f). Yellow prisms (95%), mp 90–92 °C (lit.¹³ 95–98 °C). ^1H NMR [keto + enol] δ 8.54 (d, $J = 4.8$ Hz, 1H), 8.34 (d, $J = 5.1$ Hz, 1H), 7.95 (d, $J = 8.5$ Hz, 2H), 7.64–7.50 (m, 2H), 7.37–6.99 (m, 19 H), 6.84 (d, $J = 8.4$ Hz, 1H), 6.21 (keto s, 0.58H). ^{13}C NMR [keto + enol] δ 196.3, 163.3, 159.8, 159.0, 149.3, 143.0, 139.5, 137.7, 137.3, 137.2, 136.7, 136.5, 134.9, 133.7, 132.5, 130.4, 130.3, 129.1, 129.0, 128.9, 128.8, 127.6, 127.5, 127.0, 123.8, 122.1, 120.8, 118.7, 109.0, 62.1. Anal. Calcd. For $\text{C}_{19}\text{H}_{14}\text{ClNO}$: C, 74.15; H, 4.58; N, 4.55. Found: C, 74.23; H, 4.56; N, 4.59.

(Z)-1-Phenyl-2-quinolin-2-ylethanol (10g). Yellow needles (91%), mp 114–116 °C (lit.^{22d} 115.5–117.0 °C). ^1H NMR δ 15.78 (enol br s, 0.92H), 8.02 (dd, $J = 5.9, 2.2$ Hz, 2H), 7.69 (d, $J = 9.0$ Hz, 1H), 7.61–7.49 (m, 6H), 7.30 (dd, $J = 6.8, 2.0$ Hz, 1H), 6.91 (d, $J = 9.0$ Hz, 1H), 6.1 (enol s, 0.92H). ^{13}C NMR δ 184.0, 154.0, 139.7, 137.7, 136.1, 130.9, 130.3, 128.2, 127.5, 126.6, 123.6, 123.2, 122.2, 118.1, 89.8.

1-Fur-2-yl-2-(pyrid-2-yl)-1-ethanone (10h). Yellow needles (84%), mp 54–55 °C (lit.^{22a} 49.5–51.0 °C). ^1H NMR [keto + enol] δ 8.55 (d, $J = 4.4$ Hz, 1H), 8.18 (d, $J = 5.1$ Hz, 1H), 7.67–7.55 (m, 3H), 7.46 (s, 1H), 7.35–7.31 (m, 2H), 7.19–7.15 (m, 1H), 7.03 (d, $J = 8.2$ Hz, 1H), 6.92 (t, $J = 6.0$ Hz, 1H), 6.84 (d, $J = 3.3$ Hz, 1H), 6.54 (br s, 1H), 6.49 (br s, 1H), 6.03 (enol s, 0.32H), 4.34 (keto s, 1.36H). ^{13}C NMR [keto + enol] δ 185.4, 169.9, 152.3, 151.3, 149.5 (2C), 146.8 (2C), 143.0, 137.2, 136.5, 132.3, 124.1, 122.0, 121.6, 118.5, 117.7, 112.4, 111.7, 109.4, 92.4, 48.0. Anal. Calcd. For $\text{C}_{11}\text{H}_9\text{NO}_2$: C, 70.58; H, 4.85; N, 7.48. Found: C, 70.51; H, 4.91; N, 7.36.

2-(Pyrid-2-yl)-1-(thien-2-yl)-1-ethanone (10i). Pale yellow oil^{22a} (68%). ^1H NMR [keto + enol] δ 8.58 (ddd, $J = 4.9, 1.8, 0.8$ Hz, 1H), 8.06 (ddd, $J = 4.9, 1.7, 0.9$ Hz, 1H), 7.87 (dd, $J = 3.9, 1.3$ Hz, 1H), 7.66 (td, $J = 7.6, 1.8$ Hz, 1H), 7.63 (dd, $J = 4.9, 1.2$ Hz, 1H), 7.57 (d, $J = 1.8$ Hz, 1H), 7.55 (dd, $J = 2.9, 1.1$ Hz, 1H), 7.52 (dd, $J = 3.9, 1.3$ Hz, 1H), 7.34–7.43 (m, 1H), 7.19 (ddd, $J = 8.9, 5.1, 1.2$ Hz, 1H), 7.11 (dd, $J = 5.1, 3.9$ Hz, 1H), 7.05 (dd, $J = 5.1, 3.6$ Hz, 1H), 6.98 (dt, $J = 8.4, 0.9$ Hz, 1H), 6.84 (ddd, $J = 7.2, 5.4, 1.2$ Hz, 1H), 5.95 (enol s, 0.15H), 4.45 (keto s, 1.7H). ^{13}C NMR [keto+enol] δ 189.6, 157.5, 154.7, 149.4, 143.7, 141.3, 137.4, 136.7, 134.3, 133.4, 128.2, 127.6, 127.1, 125.4, 125.3, 124.2, 122.1, 121.4, 116.7, 115.0, 91.5, 48.9.

2-(Pyrid-2-yl)-1-(pyrid-3-yl)-1-ethanone (10j). Yellow prisms (72%), mp 70–71 °C (lit.^{22b} 69–70 °C). ^1H NMR [keto + enol] δ 15.80 (s, 1H), 9.27 (dd, $J = 2.4, 0.9$ Hz, 1H), 9.07 (dd, $J = 2.4, 0.9$ Hz, 1H), 8.76 (dd, $J = 4.8, 1.5$ Hz, 1H), 8.60 (dd, $J = 4.8, 1.5$ Hz, 1H), 8.34 (dt, $J = 9.9, 2.4$ Hz, 1H), 8.29 (d, $J = 5.1$ Hz, 1H), 8.11 (dt, $J = 8.4, 1.8$ Hz, 1H), 7.67 (d, $J = 1.8$ Hz, 1H), 7.64 (dd, $J = 1.8, 0.9$ Hz, 1H), 7.62 (d, $J = 1.5$ Hz, 1H), 7.40 (ddd, $J = 7.8, 4.8, 0.9$ Hz, 1H), 7.34 (ddd, $J = 7.8, 4.8, 0.9$ Hz, 1H), 7.30 (br s, 1H), 7.19 (ddd, $J = 7.5, 5.4, 1.2$ Hz, 1H), 7.10 (dd, $J =$

8.1, 0.9 Hz, 1H), 7.02 (ddd, $J = 7.5, 5.4, 1.2$ Hz, 1H), 6.09 (enol s, 0.84H), 4.50 (keto s, 0.32H). ^{13}C NMR [keto + enol] δ 195.6, 162.3, 158.0, 154.4, 153.5, 150.0, 150.0, 149.7, 147.1, 143.9, 137.4, 136.6, 136.0, 132.8, 132.2, 131.8, 124.1, 123.5, 123.1, 122.1, 121.7, 118.9, 94.8, 48.6.

1-(Fur-2-yl)-2-(pyrimidin-4-yl)-1-ethanone (10k). Yellow prisms (50%), mp 128–130 °C. ^1H NMR [keto + enol] δ 9.16 (d, $J = 1.2$ Hz, 1H), 8.70 (s, 1H), 8.68 (s, 1H), 8.31 (d, $J = 5.7$ Hz, 1H), 7.63 (dd, $J = 1.8, 0.7$ Hz, 1H), 7.51 (br s, 1H), 7.39 (dd, $J = 5.1, 1.5$ Hz, 1H), 7.34 (d, $J = 3.6$ Hz, 1H), 6.96 (br d, $J = 3.3$ Hz, 1H), 6.86 (br d, $J = 5.7$ Hz, 1H), 6.58 (dd, $J = 3.6, 1.8$ Hz, 1H), 6.50–6.53 (m, 1H), 5.97 (enol s, 0.5H), 4.33 (keto s, 1H). ^{13}C NMR [keto + enol] δ 183.7, 163.4, 163.0, 161.4, 158.8, 156.9, 154.7, 153.1, 150.6, 147.1, 144.3, 121.8, 118.7, 117.1, 112.6, 112.0 (2C), 112.0, 91.0, 47.1. Anal. Calcd. For $\text{C}_{10}\text{H}_8\text{N}_2\text{O}_2$: C, 63.82; H, 4.28; N, 14.89. Found: C, 63.81; H, 4.22; N, 14.85.

2-(Quinolin-4-yl)-1-(thien-2-yl)-1-ethanone (10l). Yellow prisms (66%), mp 66–68 °C. ^1H NMR δ 8.34 (d, $J = 4.5$ Hz, 1H), 8.12 (dd, $J = 7.9, 0.7$ Hz, 1H), 7.94 (dd, $J = 8.5, 0.9$ Hz, 1H), 7.84 (dd, $J = 3.9, 0.9$ Hz, 1H), 7.73–7.67 (m, 2H), 7.54 (ddd, $J = 8.2, 6.9, 1.3$ Hz, 1H), 7.30 (d, $J = 4.5$ Hz, 1H), 7.14 (dd, $J = 4.9, 3.9$ Hz, 1H), 4.64 (s, 2H). ^{13}C NMR δ 188.6, 150.0, 148.4, 143.3, 140.5, 134.5, 132.6, 130.2, 129.3, 128.3, 127.6, 126.8, 123.6, 122.7, 42.8. Anal. Calcd. For $\text{C}_{15}\text{H}_{11}\text{NOS}$: C, 71.12; H, 4.38; N, 5.53. Found: C, 70.73; H, 4.29; N, 5.42.

1-(4-Chlorophenyl)-2-phenyl-2-(pyrid-4-yl)-1-ethanone (10m). Oil (63%). ^1H NMR δ 8.50 (dd, $J = 6.1$ Hz, 2H), 7.90 (dd, $J = 8.7$ Hz, 2H), 7.36 (dd, $J = 8.7$ Hz, 2H), 7.25–7.33 (m, 5H), 7.14 (dd, $J = 6.1$ Hz, 2H), 5.94 (s, 1H). ^{13}C NMR δ 195.4, 149.7, 147.7, 139.8, 136.7, 134.3, 130.2, 129.2, 128.9, 128.8, 127.8, 124.2, 58.5. Anal. Calcd. For $\text{C}_{19}\text{H}_{14}\text{ClNO}$: N, 4.55. Found: N, 4.61.

1-[4-(Diethylamino)phenyl]-2-phenyl-2-(pyrid-4-yl)-1-ethanone (10n). Colorless prisms (67%), mp 134–136 °C. ^1H NMR δ 8.50 (dd, $J = 6.1$ Hz, 2H), 7.89 (d, $J = 9.2$ Hz, 2H), 7.24–7.33 (m, 6H), 7.21 (dd, $J = 6.1$ Hz, 2H), 6.57 (d, $J = 9.2$ Hz, 2H), 3.36 (q, $J = 7.1$ Hz, 4H), 1.16 (t, $J = 7.1$ Hz, 6H). ^{13}C NMR δ 193.9, 151.3, 149.7, 149.0, 138.2, 131.5, 128.9, 128.8, 128.7, 127.3, 124.6, 110.2, 57.5, 44.4, 12.4. Anal. Calcd. For $\text{C}_{23}\text{H}_{24}\text{N}_2\text{O}$: C, 80.20; H, 7.02; N, 8.13. Found: C, 80.54; H, 7.26; N, 8.25.

1-(4-Chlorophenyl)-2-(quinolin-4-yl)-1-ethanone (10o). Colorless plates (87%), mp 138–139 °C. ^1H NMR δ 8.84 (d, $J = 4.3$ Hz, 1H), 8.14 (d, $J = 8.4$ Hz, 1H), 7.97 (d, $J = 8.5$ Hz, 2H), 7.82 (d, $J = 8.2$ Hz, 1H), 7.70 (t, $J = 7.1$, 1H), 7.53 (t, $J = 7.1$ Hz, 1H), 7.45 (d, $J = 8.5$ Hz, 2H), 7.23 (d, $J = 4.3$ Hz, 1H), 4.67 (s, 2H). ^{13}C NMR δ 194.7, 150.0, 148.3, 140.6, 140.1, 134.4, 130.3, 129.7, 129.3, 129.1, 127.5, 126.8, 123.4, 122.7, 42.0. Anal. Calcd. For $\text{C}_{17}\text{H}_{12}\text{ClNO}$: C, 72.47; H, 4.29; N, 4.97. Found: C, 72.30; H, 4.34; N, 4.87.

1-(4-Nitrophenyl)-2-(quinolin-4-yl)-1-ethanone (10p). Pink prisms (72%), mp 127–128 °C. ^1H NMR δ 8.88 (d, $J = 4.3$ Hz, 1H), 8.35 (d, $J = 8.1$ Hz, 2H), 8.22 (d, $J = 8.1$ Hz, 2H), 8.16 (s, 1H), 7.83 (d, $J = 8.1$ Hz, 1H), 7.75 (t, $J = 8.1$ Hz, 1H), 7.58 (t, $J = 7.6$ Hz, 1H), 7.28 (d, $J = 4.3$ Hz, 1H), 4.79 (s, 2H). ^{13}C NMR δ 194.0, 163.0, 150.0, 140.6, 139.9, 130.5, 129.6, 129.5, 127.2, 124.1, 123.3, 122.8, 113.1, 42.7. Anal. Calcd. For $\text{C}_{17}\text{H}_{12}\text{N}_2\text{O}_3$: N, 9.58. Found: N, 9.43.

Acknowledgements

We thank Dr. Suman Majumder who prepared of 2-(2-pyridinyl)-1-(3-pyridinyl)-1-ethanone and 1-(4-nitrophenyl)-2-(4-quinolinyl)-1-ethanone.

References

- (a) Revesz, L.; Padova, F. E. D.; Buhl, T.; Feifel, R.; Gram, H.; Hiestand, P.; Manning, U.; Zimmerlin, A. *Bioorganic & Med. Chem. Lett.* **2000**, *10*, 1261. (b) Olivera, R.; SanMartin, R.; Dominguez, E.; Solans, X.; Urtiaga, M. K.; Arriortua, M. I. *J. Org. Chem.* **2000**, *65*, 6398. (c) Chen, C.; Zhu, Y.-F.; Liu, X.-J.; Lu, Z.-X.; Xie, Q.; Ling, N. *J. Med. Chem.* **2001**, *44*, 4001. (d) Churruca, F.; SanMartin, R.; Tellitu, I.; Dominguez, E. *Org. Lett.* **2002**, 1591. (e) Veeramani, V. R.; Pal, M.; Yeleswarapu, R. *Tetrahedron* **2003**, *59*, 3283. (f) Mamolo, M. G.; Zampieri, D.; Falagiani, V. *ARKIVOC* **2004**, (xi), 231.
- (a) El-Dissouky, A.; Masoud, M. S. *Transition Metal. Chemistry* **1984**, *9*, 327. (b) Adu Zuhri, A. Z.; El-Dissouky, A. *Mikrochim. Acta* **1991**, 111.
- Chesnut, R. W.; Cesati III, R. R.; Cutler, C. S.; Pluth, S. L.; Katzenellenbogen, J. A. *Organometallics* **1998**, *17*, 4889.
- Ohtsuka, Y.; Ikeno, T.; Yamada, T. *Tetrahedron: Asymmetry* **2000**, *11*, 3671.
- Baker, B. R.; McEvoy, F. J. *J. Org. Chem.* **1955**, *20*, 118.
- Ishibashi, F.; Tanabe, S.; Oda, T.; Iwao, M. *J. Nat. Chem.* **2002**, *65*, 500.
- Yu, C.-Y.; Meth-Cohn, O. *Tetrahedron Lett.* **1999**, *40*, 6665.
- Terry Jr., A. V.; Williamson, R.; Gattu, M.; Beach, J. W.; McCurdy, C. R.; Sparks, J. A.; Pauly, J. R. *Neuropharmacology* **1998**, *37*, 93.
- Cèlanire, S.; Salliot-Maire, I.; Ribèreau, P.; Godard, A.; Quèguiner, G. *Tetrahedron* **1999**, *55*, 9269.
- (a) Reddy, M. V. R.; Faulkner, D. J.; Venkateswarlu, Y.; Rao, M. R. *Tetrahedron* **1997**, *53*, 3457. (b) Strunz, G. M.; Findlay, J. A. *Pyridine and Piperidine Alkaloids. In The Alkaloids*; Brossi, A., Ed.; Academic Press: New York, 1985; Vol. 26, pp 89-174. (c) Guarna, A.; Belle, C.; Machetti, F.; Occhiato, E. G.; Cassiani, C.; Commerci, A.; Danza, G.; De Bellis, A.; Dini, S.; Marrucci, A.; Serio, M. *J. Med. Chem.* **1997**, *40*, 1112.
- Rochford, J.; Sen, A. P.; Quirion, R. *J. Pharmasc. Exp. Ther.* **1996**, *277*, 1267.
- Goodman, Gilman, A.; Rall, T. W.; Nies, A. S.; Taylor, P. *The Pharmacological Basis of Therapeutics*, 8th Ed.; Pergamon: New York, 1990; pp 166.
- Hewitt, L. E.; Wade, D. R.; Sinsheimer, J. E.; Wang, J. H.; Drach, J. C.; Burckhalter, J. H. *J. Med. Chem.* **1978**, *21*, 1339.
- (a) Heiner, G. H.; Alfons, E. B.; Werner, K.; Karl-Heinz, B. W. EP869121, 1998; *Chem. Abstr.* **1998**, *129*, 302559. (b) Kirsch, R. B.; Enhsen, A. B.; Glombik, H.; Kramer, W. M.-L.;

- Eugen, F. WO 0020393, 2000; *Chem. Abstr.* **2000**, 132, 279546. (c) Renga, J. M.; McLaren, K. L.; Ricks, M. J. *Organic Process Research & Development* **2003**, 7, 267.
15. Lesac, A.; Moslavac-Forjan, D.; Bruce, D. W.; Sunjic, V. *Helv. Chim. Acta* **1999**, 82, 1707.
 16. Nishiwaki, N.; Minakata, S.; Komatsu, M.; Ohshiro, Y. *Synlett* **1990**, 273.
 17. Nicola, T.; Vieser, R.; Eberbach, W. *Eur. J. Org. Chem.* **2000**, 527.
 18. (a) Hay, J. V.; Hudlicky, T.; Wolfe, J. F. *J. Am. Chem. Soc.* **1975**, 97, 5374. (b) Komin, A.P.; Wolfe, J. F. *J. Org. Chem.* **1977**, 42, 2481. (c) Nazareno, M. A.; Rossi, R. A. *Tetrahedron Lett.* **1994**, 35, 185.
 19. Yu, C.-Y.; Tayler, D. L.; Meth-Cohn, O. *Tetrahedron Lett.* **1999**, 40, 6661.
 20. Reichardt, C.; Che, D.; Heckenkemper, G.; Schafer, G. *Eur. J. Org. Chem.* **2001**, 2343.
 21. Khutova, B. M.; Klyuchko, S. V.; Prikazchikova, L. P.; Cherkasov, V. M. *J. Heterocycl. Chem.* **1982**, 522.
 22. (a) Goldberg, N. N.; Barkley, L. B.; Levine, R. *J. Am. Chem. Soc.* **1951**, 73, 4301. (b) Goldberg, N. N.; Levine, R. *J. Am. Chem. Soc.* **1952**, 74, 5217. (c) Levine, R.; Reynolds, S. *J. Org. Chem.* **1960**, 25, 530. (d) Sund, E. H.; Lowe, W. D. *J. Chem. Eng. Data* **1983**, 28, 137. (e) Sund, E. H.; Strickland, S. K. *J. Chem. Eng. Data* **1988**, 33, 216.
 23. Cassity, R. P.; Tayler, L. T.; Walfe, J. F. *J. Org. Chem.* **1978**, 43, 2286.
 24. (a) Katritzky, A. R.; He, H.-Y.; Suzuki, K. *J. Org. Chem.* **2000**, 65, 8210. (b) Katritzky, A. R.; Yang, H.; Zhang, S.; Wang, M. *ARKIVOC* **2002**, (xi), 39.
 25. Katritzky, A. R.; Denisko, O. V.; Fang, Y.; Zhang, L.; Wang, Z. *ARKIVOC* **2001**, (xi), 41.
 26. Katritzky, A. R.; Abdel-Fattah, A. A. A.; Wang, M. *J. Org. Chem.* **2003**, 68, 1443.
 27. Katritzky, A. R.; Abdel-Fattah, A. A. A.; Wang, M. *J. Org. Chem.* **2003**, 68, 4932.
 28. Katritzky, A. R.; Pastor, A. *J. Org. Chem.* **2000**, 65, 3679.
 29. Gore, T. L.; Rogers, H. N., Jr.; Schumacher, R. M.; Sund, E. H.; Weaver, T. J. *J. Chem. Eng. Data* **1971**, 16, 491.
 30. Kolehmainen, E.; Osmialowski, B.; Krygowski, T. M.; Kauppinen, R.; Nissinen, M.; Gawinecki, R. *J. Chem. Soc. Perkin Trans. 2* **2000**, 1259.
 31. Kolehmainen, E.; Osmialowski, B.; Nissinen, M.; Kauppinen, R.; Gawinecki, R. *J. Chem. Soc. Perkin Trans. 2* **2000**, 2185.