

A novel approach to polysubstituted 3-aryl-2(1*H*)-pyridinones

Alan R. Katritzky,* Alina Silina, Dmytro O. Tymoshenko,^a Guofang Qiu, Satheesh K. Nair, and Peter J. Steel^b

*Department of Chemistry, Center for Heterocyclic Compounds, University of Florida,
Gainesville, Florida 32611-7200*

^a*Department of Combinatorial Chemistry, Albany Molecular Research, Inc. 21 Corporate
Circle, Albany, New York, 12203*

^b*Department of Chemistry, University of Canterbury, Christchurch, New Zealand
E-mail: katritzky@chem.ufl.edu*

**Dedicated in honor of Prof. Donald Cameron on the occasion of his retirement from
University of Melbourne**

(received 16 Nov 01; accepted 16 Dec 01; published on the web 24 Dec 01)

Abstract

α -Benzotriazolylalkyl ketone **9**, easily prepared from α -chloroacetophenone and benzotriazole, react readily with arylacetamides **7** and aldehydes **8** to give single regioisomers of polysubstituted 3-aryl-2(1*H*)-pyridinones **10** in moderate to good yields.

Keywords: Benzotriazole, arylacetamides, α -chloroacetophenone, 3-aryl-2(1*H*)-pyridinones

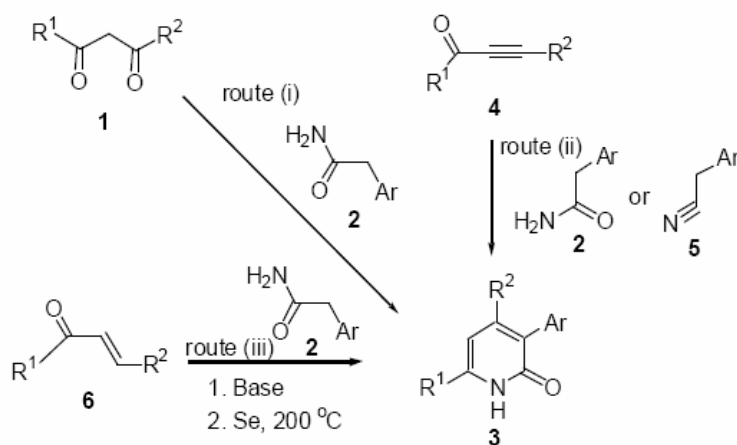
Introduction

2(1*H*)-Pyridinones are well-known building blocks for a variety of biocides. Their derivatives exhibit antiinflammatory¹ and sedative activity². Conjugated tri(heteroaryl)-systems with 2(1*H*)-pyridinone units are cardiotoxic or possess phosphodiesterase III inhibiting or antifungal activity³. Similarly, conjugated tri(heteroaryl) systems with central 2(1*H*)-pyridinone moieties were reported as NMDA receptor antagonists,⁴ and as antibacterials,⁵ and anxiolytics and anticonvulsants,⁶ as well as platelet antiaggregatory agents.⁷ Polyarylsubstituted 2(1*H*)-pyridinones are of special interest due to their anxiolytic activity with improved side-effect profiles.⁸ Most recently *O*-substituted 2pyridones were identified as selective COX-2 inhibitors;⁹ contrary to diarylbenzenes and other heterocycles with *cis*-stilbene motif, 3,4-diaryl-2-pyridones were as active as the corresponding 2,3-isomers.¹⁰

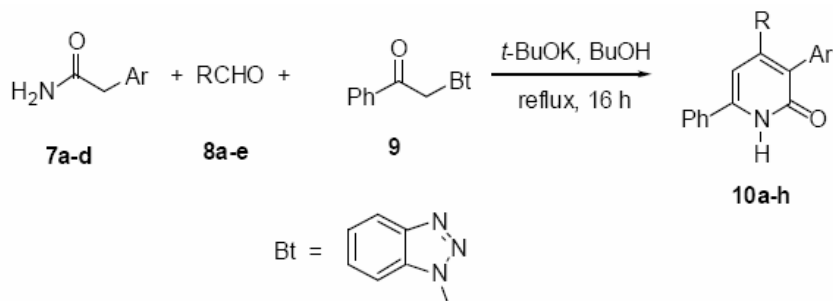
A need exists for improved synthetic approaches to pyridin-2-ones, which provide a high degree of regioselectivity in ring substitution. Numerous 2(1*H*)-pyridinone syntheses involve

variations of [1 + 2 + 3] annulations with ammonia or primary amines as one-atom synthons.¹¹ Aldehydes are well known as one-carbon synthons for Hantzsch-type syntheses of symmetrical 1,4-dihydropyridines from *b*-aminocrotonates¹² and unsymmetrical analogs from *b*-aminocrotonates and ethyl acetoacetate.¹³ Their use as one-carbon synthons for one-pot [3 + 2 + 1] 2(1*H*)-pyridinones annulations is an approach which could lead to the desired balance of regioselectivity and diversity.

Common routes to 2-pyridinones substituted with electron withdrawing groups (CN, COOR, CONR²) at C3 utilize the CCN fragment of cyanoacetamide or malononitrile. Fewer general methods exist for preparation of 2-pyridinones substituted with aryl substituents at positions C3 and C6. Reported syntheses of 3-aryl-2-pyridinones (Scheme 1) include (i) reaction of 1,3-diketones **1** with 2-arylacetamides **2** (yields of **3** around 40%);¹⁴ (ii) Michael addition of arylacetamides or arylacetonitrile **5**¹⁶ to 1,3-diaryl-2-propyne-1-ones **4** affording products with limited diversity (3,4,6-triaryl substituted pyridinones **3** in yields about 20%); (iii) Michael addition of 2-arylacetamides **2** to 1,3-diaryl-2-propene-1-ones **6**, followed by cyclization and high-temperature oxidative aromatization of intermediate dihydropyridinones with selenium (yields of **3** of about 76-94%),¹⁵ (iv) our recent reactions of 2-(benzotriazol-1-yl)acylamides with *a,b*-unsaturated ketones with regioselective formation of 4,6-substituted pyridine-2-ones regioselectively (yields are 31-92%).¹⁷ We now report a novel regioselective 3,4,6-triaryl-2(1*H*)-pyridinone synthesis *via* one-step [1 + 2 + 3] reactions of arylacetamides **7**, aldehydes **8** and α -benzotriazolyl ketone **9** (Scheme 2).



Scheme 1



Scheme 2

Results and Discussion

Arylacetamides **7** are readily available from the corresponding arylacetyl chlorides and ammonia or primary amines according to a known procedure.¹⁸ α -Benzotriazolylalkyl ketone **9** was prepared by reacting α -chloroacetophenone with benzotriazole in refluxing toluene for 72 hours.¹⁹ Subsequent one-pot reaction of **7**, **8**, and **9** in refluxing *n*-butanol in the presence of potassium *t*-butoxide led to 3,4,6-triaryl-2(1*H*)-pyridinones **10** in yields of 48-74% (Table 1).

Table 1. Polysubstituted 2(1*H*)-pyridinones **10**

Entry	Ar	R	Yield, %
10a	Ph	<i>p</i> -MeC ₆ H ₄	48
10b	Ph	<i>p</i> -MeOC ₆ H ₄	71
10c	1-Naphthyl	<i>p</i> -MeC ₆ H ₄	63
10d	<i>p</i> -Cl-C ₆ H ₄	<i>p</i> -MeC ₆ H ₄	69
10e	Ph	<i>p</i> -BrC ₆ H ₄	55
10f	<i>p</i> -MeOC ₆ H ₄	<i>p</i> -MeOC ₆ H ₄	74
10g	Ph	Ph	53
10h	Ph	2-Furyl	62

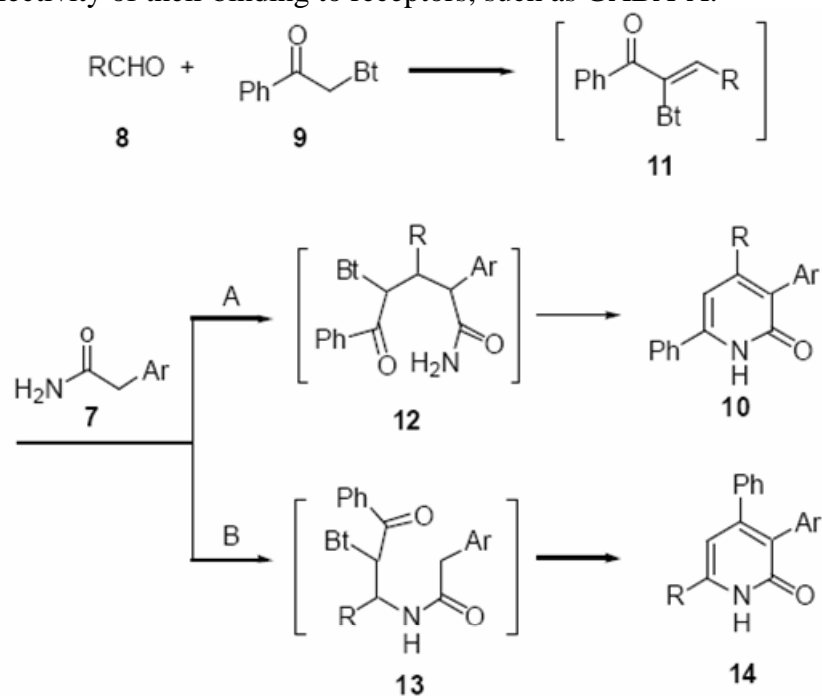
The suggested reaction mechanism is shown in Scheme 3. Aldehydes **8** and α -benzotriazolylalkyl ketone **9** generated *a,b*-unsaturated ketones **11**, which were isolated recently in our group and utilized for heterocyclizations with 1,2-dinucleophiles.²⁰ In the present case, intermediates **11** were formed *in situ* under basic conditions and subsequently reacted with arylacetamides **7** to produce polysubstituted pyridinones **10**. Compared to previous routes, which use selenium as an oxidant, or use strong basic conditions¹², our present route employs easily accessible starting materials, a one-step reaction, and a simple work-up procedure and affords reasonable yields. The benzotriazole moiety both stabilizes the anion formed and promotes the aromatization of the heterocycle on the elimination step, thus further demonstrating the utility of benzotriazole in organic synthesis.

Two isomeric products **10** and **14** could have arisen from two possible pathways A or B as shown in Scheme 3. However, pathway A, which includes Michael addition of the anion of arylacetamide **7** to the unsaturated ketone **11** to give thermodynamically more stable intermediate **12**, is more favorable. This opens the route to *regiospecific* pyridone ring annulation, and indeed only products of type **10** were isolated, although traces of **14a** were detected from the NMR spectra of **10a**.

Products **10a**, **10e** and **10g** were identified by comparing the melting points with those published for the authentic compounds. The structures of novel compounds **10b-d**, **10f** were established by both spectroscopic and elemental analysis or HRMS, and confirmed by comparisons of their the NMR spectra with those of the known compounds **10a**, **10e** and **10g**. The NMR spectra of **10** show a singlet in the region 6.60-7.04ppm and a broad signal in the

region 11.90-13.43ppm which can be assigned to the proton at C(5) and the NH proton, respectively.

Definitive proof of structure was provided by the X-ray of the trifluoroacetate of **10h**. (Figure 1) This is the first X-ray study of a 3,4,6-trisubstituted 2(1*H*)-pyridinone. Interestingly, the phenyl group in position 3 is out of conjugation with both pyridone ring, and 4 and 6 (hetero)aryl substituents. Perpendicular position of the 3-phenyl to the plane of the pyridone ring could influence the selectivity of their binding to receptors, such as GABA-A.⁸



Scheme 3

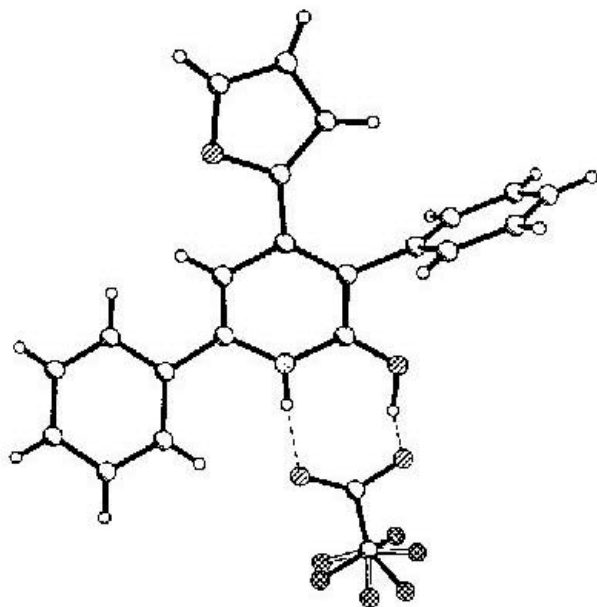


Figure 1

In summary, [1+2+3] annulation reactions of arylacetamides **7**, aldehydes **8** and α -benzotriazolylalkyl ketone **9** under basic conditions provide an efficient one-pot method for the regioselective preparation of 3,4,6-triaryl-2(1*H*)-pyridinones in good yields.

Experimental Section

General Procedures. Melting points were determined using a Bristoline hot-stage microscope and are uncorrected. ^1H spectra were recorded at 300 MHz in CDCl_3 , except for compound **10d**, which was done in CDCl_3 containing 5% (v/v) of TFA, and for compounds **10e-g**, which were done in $\text{DMSO}-d_6$. ^{13}C NMR spectra were recorded at 75 MHz in the same solvents. Elemental analyses were performed on a Carlo Erba-1106 instrument.

General procedure for the preparation of 3-aryl-2(1*H*)-pyridinones 10a-h. A mixture of the corresponding α -benzotriazolylalkyl ketone **9** (2 mmol), arylacetamide **7** (2 mmol), aldehyde **8** (2 mmol), and potassium *tert*-butoxide (0.45g, 4 mmol) in *n*-butanol (20 mL) was stirred under reflux for 16 h. On cooling, 4 N aqueous HCl solution was added to the reaction mixture until neutralization, and the precipitated crude product was collected by filtration, washed consecutively with water, methanol, and ether, and then air dried. Recrystallization from methanol/ethanol gave **10a-h** as white or pale yellow solids from trifluoroacetic acid/methanol.

4-(4-Methylphenyl)-3,6-diphenyl-2(1*H*)-pyridinone (10a). colorless flakes, mp 271–273 °C (lit. mp 272–273 °C)¹²; ^1H NMR δ 2.25 (s, 3H), 6.66 (s, 1H), 7.04 (dd, $J = 14.1, 8.1$ Hz, 4H), 7.14–7.22 (m, 5H), 7.32–7.43 (m, 3H), 7.84 (d, $J = 7.2$ Hz, 2H), 12.86 (bs, 1H); ^{13}C NMR δ 21.2, 107.7, 126.6, 127.5, 128.8, 129.0, 129.7, 131.0, 133.2, 135.4, 136.7, 137.6, 144.6, 151.7, 164.6.

4-(4-Methoxyphenyl)-3,6-diphenyl-2(1*H*)-pyridinone (10b). pale yellow prisms, mp 231–232 °C; ^1H NMR δ 3.76 (s, 3H), 6.65 (s, 1H), 6.74 (d, $J = 8.6$ Hz, 2H), 7.10 (d, $J = 8.6$ Hz, 2H), 7.20–7.26 (m, 5H), 7.34–7.44 (m, 3H), 7.83 (d, $J = 7.2$ Hz, 2H), 12.56 (br s, 1H); ^{13}C NMR δ 55.2, 107.7, 113.5, 126.6, 126.7, 127.3, 127.6, 129.0, 129.8, 130.4, 131.3, 131.9, 133.2, 135.5, 144.5, 151.3, 159.2, 164.5. Anal. Calcd for $\text{C}_{24}\text{H}_{19}\text{NO}_2$: N, 3.96. Found: N, 3.86.

4-(4-Methylphenyl)-3-(1-naphthyl)-6-phenyl-2(1*H*)-pyridinone (10c). beige needles, mp 262–264 °C; ^1H NMR δ 2.18 (s, 3H), 6.70 (s, 1H), 6.84–6.98 (m, 6H), 7.12 (d, $J = 6.9$ Hz, 1H), 7.22 (t, $J = 7.2$ Hz, 1H), 7.32 (t, $J = 7.5$ Hz, 1H), 7.39–7.51 (m, 2H), 7.63 (d, $J = 7.5$ Hz, 2H), 7.78 (d, $J = 7.1$ Hz, 1H), 7.87–7.94 (m, 2H), 12.75 (br s, 1H); ^{13}C NMR δ 21.1, 107.2, 125.5, 125.9, 126.3, 126.5, 126.7, 127.6, 128.1, 128.2, 128.6, 128.8, 129.6, 132.9, 133.0, 133.4, 134.2, 136.5, 1237.6, 145.2, 153.4. Anal. Calcd for $\text{C}_{28}\text{H}_{21}\text{NO}$: C, 86.78; H, 5.47; N, 3.62. Found: C, 86.36; H, 5.83; N, 3.61.

3-(4-Chlorophenyl)-4-(4-methylphenyl)-6-phenyl-2(1*H*)-pyridinone (10d). colorless flakes, mp 315–316 °C; ^1H NMR δ 2.35 (s, 3H), 7.00–7.20 (m, 6H), 7.22–7.39 (m, 3H), 7.55–7.68 (m, 3H), 7.70–7.76 (m, 2H), 13.43 (br s, 1H); ^{13}C NMR δ 21.2, 103.5, 116.4, 124.1, 127.1, 128.9,

129.0, 129.6, 129.8, 129.9, 130.8, 132.1, 133.6, 135.0, 140.3, 147.0, 159.2, 160.8. Anal. Calcd for C₂₄H₁₈ClNO: C, 77.51; H, 4.89; N, 3.77. Found: C, 77.31; H, 4.80; N, 4.23.

4-(4-Bromophenyl)-3,6-diphenyl-2(1H)-pyridinone (10e).¹² colorless flakes, mp 310–311 °C (lit. mp 312–313 °C)¹²; ¹H NMR (DMSO) δ 6.67 (s, 1H), 7.09–7.26 (m, 7H), 7.43 (d, *J* = 8.1 Hz, 2H), 7.46–7.72 (m, 3H), 7.85–7.9 (m, 1H), 12.01 (br s, 1H); ¹³C NMR (DMSO) δ 121.1, 126.7, 126.9, 127.5, 128.8, 129.8, 131.0, 131.1, 133.7, 135.4, 138.5, 149.3, 162.5.

3,4-Bis(4-methoxyphenyl)-6-phenyl-2(1H)-pyridinone (10f). pale yellow prisms, mp 234–236 °C; ¹H NMR (DMSO) δ 3.71 (s, 6H), 6.60 (s, 1H), 6.76 (t, *J* = 6.6 Hz, 4H), 7.01 (d, *J* = 8.7 Hz, 2H), 7.09 (d, *J* = 8.7 Hz, 2H), 7.45–7.47 (m, 3H), 7.84–7.87 (m, 2H), 12.32 (br s, 1H); ¹³C NMR (DMSO) δ 54.9, 55.0, 107.1, 112.9, 113.4, 126.7, 128.4, 128.7, 129.3, 130.3, 131.9, 132.2, 149.4, 157.6, 158.5. Anal. Calcd for C₂₅H₂₁NO₃: C, 78.30; H, 5.53; N, 3.65. Found: C, 78.29; H, 5.38; N, 3.38.

3,4,6-Triphenyl-2(1H)-pyridinone (10g). colorless flakes, mp 310–311 °C (lit mp 311–312 °C)¹² ¹H NMR (DMSO) δ 6.67 (s, 1H), 7.07–7.26 (m, 10H), 7.46–7.52 (m, 3H), 7.84–7.89 (m, 2H), 11.90 (br s, 1H); ¹³C NMR (DMSO) δ 107.4, 126.5, 126.9, 127.4, 127.6, 128.0, 128.8, 128.9, 129.7, 131.0, 133.7, 135.7, 139.3, 145.7, 150.5, 162.6.

4-(2-Furyl)-3,6-diphenyl-2(1H)-pyridinone (10h). brown prism, mp 127–129 °C NMR (CDCl₃) δ 5.63 (d, *J* = 3.5 Hz, 1H), 6.35 (dd, *J* = 3.6, 1.2 Hz, 1H), 7.29–7.32 (m, 2H), 7.55–7.62 (m, 7H), 7.75–7.78 (m, 2H), 7.84 (s, 1H), 13.24 (bs, 1H) ¹³C NMR (CDCl₃) δ 108.6, 120.1, 121.2, 127.1, 129.4, 129.6, 129.8, 131.3, 131.8, 132.2, 145.0, 145.6, 147.0, 148.1, 160.5.

References

1. (a) Gadekar, S. M. US Pat. 4 042 699, 1976: *Chem. Abstr.* **1976**, 85, 198163. (b) Pierce J. B.; Ariyan, Z. S.; Ovenden, G. S. *J. Med. Chem.* **1982**, 25, 131.
2. Scudi, J. V.; Reisner, D. B.; Childress, S. J. US Pat. 2 947 754, 1960, (*Chem. Abstr.* **1960**, 55, 11439).
3. (a) Faith, William C.; Campbell, Henry F.; Kuhla, Donald E. US Pat. 4743608, 1988: *Chem. Abstr.* **1988**, 109, 129026m. b) Wagman, A. S.; Wang, L.; Nuss, J. M. *J. Org. Chem.* **2000**, 65, 9103
4. Aloup, J.-C.; Audiau, F.; Barreau, M.; Damour, D.; Genevois-borella, A.; Jimonet, P.; Mignani, S.; Ribeill, Y. French Pat. 2722786, 1996; *Chem. Abstr.* **1996**, 125, 33483n.
5. Biftu, T.; Heck, J. V.; Thorsett, E. D. Eur. Pat. 308020, 1989; *Chem. Abstr.* **1990**, 112, 118654a.
6. Collins, I. J. et al. WO Patent 9855480, 1998. Obtained from MDDR database 99.2.
7. Murray, K.J. et al. WO Patent 9117987, 1991. Obtained from MDDR database 99.2.
8. Collins, I.; Castro, J. L. *Tetrahedron Lett.* **1999**, 40, 4069.
9. Dube, D.; Brideau, C.; Deschenes, D.; Fortin, R.; Friesen, R. W.; Gordon, R.; Girard, Y.; Riendeau, D.; Savoie, C.; Chan, C.-C. *Bioorganic & Med. Chem. Lett.* **1999**, 9, 1715.

10. Kalgutkar, A. S.; Zhao, Z. *Current Drug Targets* **2001**, *2*, 79.
11. a) McKillop, A.; Boulton, A. J. In *Comprehensive Heterocyclic Chemistry*; Katritzky, R., Rees, C. W., Eds.; Pergamon Press: New York, **1984**; Vol. 2, Part 2A, p 67. b) Jones, G. In *Comprehensive Heterocyclic Chemistry*; Katritzky, A. R., Rees, C. W., Eds.; Pergamon Press: New York, 1984; Vol. 2, Part 2A, p 395.
12. Collie, J. N. *Liebigs Ann. Chem.* **1884**, 226, 294.
13. Meyer, H.; Bossert, F. German Pat. 2117573; *Chem. Abstr.* **1973**, 78, 16042m.
14. Hishmat, O. H.; Miky, J. A. A.; Saleh, N. M. *Pharmazie* **1989**, *44*, 823.
15. El-Rayyes, N. R.; Al-Hajjar, F. H. *J. Heterocycl. Chem.* **1984**, *21*, 1473.
16. Fouli, F. A.; Youssef, A. S. A.; Vernon, J. M. *Synthesis* **1988**, 291.
17. Katritzky, A. R.; Belyakov, S. A.; Sorochinsky, A. E.; Henderson, S. A.; Chen, J. *J. Org. Chem.* **1997**, *62*(18), 6210.
18. Jenkis, S. S. *J. Am. Chem. Soc.* **1933**, *55*, 703.
19. Katritzky, A. R.; Shcherbakova, I. V. *J. Heterocycl. Chem.* **1996**, *33*, 2031.
20. Katritzky, A. R.; Wang, M.; Zhang, S.; Voronkov, M. *J. Org. Chem.* **2001**, *66*, 6787.