

Microwave-accelerated Mizoroki-Heck and Sonogashira cross-coupling reactions in water using a heterogeneous palladium(II)-precatalyst

Kamal M. Dawood,^{a,b} Wladimir Solodenko,^a and Andreas Kirschning^{a,*}

^a *Institut für Organische Chemie, Leibniz Universität Hannover, Schneiderberg 1b, 30167 Hannover; Germany,*

^b *Department of Chemistry, Faculty of Science, Cairo University, Giza 12613, Egypt*
E-mail: andreas.kirschning@oci.uni-hannover.de

Dedicated to Prof. Dr. Dr. h.c. Lutz F. Tietze on the occasion of his 65th birthday

Abstract

The catalytic activity of a 2-pyridinealdoxime-based Pd(II)-complex covalently anchored via the oxime moiety to a glass/ polymer composite material was evaluated both under thermal as well as microwave (μw) irradiating conditions in water in Mizoroki-Heck as well as Sonogashira C-C cross-coupling reactions. Synthesis of benzo[*b*]furan derivatives via Sonogashira cross coupling reaction was achieved when ortho-halo-phenols were employed as aryl halides. The stability and reusability of this Pd-precatalyst was part of the present study.

Keywords: Catalysis, immobilization, microwave, Mizoroki-Heck reaction, palladium, Sonogashira reaction

Introduction

Heterogenization of organotransition metal complexes,¹ particularly based on palladium, offers several significant practical advantages for synthetic chemistry, including industrial applications.² Among these, the ease of separation of the catalyst from the desired reaction products and the ease of recovery, as well as reuse of the catalyst are most significant. The inherent problem of heterogenization of homogeneous catalysts or precatalysts is associated with disfavored kinetics of the biphasic catalytic system compared to the monophasic counterpart in solution. One way to overcome this drawback is the use of microwave irradiation.³ Indeed, combined microwave-assisted solid-phase technique using homogeneous palladium catalysts has recently been used in several C-C cross coupling reactions.⁴ In this context, we reported on the use of heterogeneous Pd-precatalysts based on 2-pyridinealdoxime in Suzuki-Miyaura cross

coupling reactions under microwave irradiating (μw) conditions.⁵ The Suzuki-Miyaura reaction is particularly well suited because it can be performed in aqueous suspensions which allow submission of microwaves as heating medium.

Other important Pd-catalyzed C-C coupling reactions are the Mizoroki-Heck⁶ and Sonogashira^{7,8} reactions which can be carried out using palladacycles as precatalysts.⁹ However, applications of palladacycles in these type of cross coupling reactions which are anchored to a solid phase are still limited.¹⁰⁻¹⁴ The examples of immobilized palladacycles studied so far were found to be highly active in Mizoroki-Heck and Sonogashira C-C-cross coupling reactions but turned out to be not well suited for recycling protocols. For example, the precatalyst **1** lost most of its activity after the first run under Mizoroki-Heck reaction conditions between iodobenzene and styrene.¹⁰ The authors used *N*-methylpyrrolidinone (NMP) as solvent which has good coordinative properties and therefore may account for the rapid removal of Pd from the solid support. The Pd(II)-complex **2**, studied by Luo *et al.*,¹¹ supports this rationalization as it was found to be active and recyclable in Mizoroki-Heck and Sonogashira reactions only when ether was used as solvent. However, it failed to be reusable in polar solvents. The authors encountered a reaction time of 72 h for the Sonogashira- and 48 h for the Mizoroki-Heck cross coupling reaction of *p*-bromoacetophenone with phenylacetylene and styrene, respectively. Bergbreiter¹² reported on precatalyst **3** to be active and recyclable in Mizoroki-Heck reactions with aryl iodides. In addition, complex **4** was repeatedly employed in Mizoroki-Heck cross coupling reactions of aryl iodides but turned out not to be recyclable with bromides. Again, the reaction time was 72 h for the coupling of *p*-bromoacetophenone with styrene.¹³ Polymer-supported phosphapalladate **5** shows catalytic activity in Sonogashira reactions in the presence of CuI under argon atmosphere.¹⁴ Similar results were obtained with silica-supported catalyst **6**. In the absence of CuI only aryl iodides could be coupled.^{15,16}

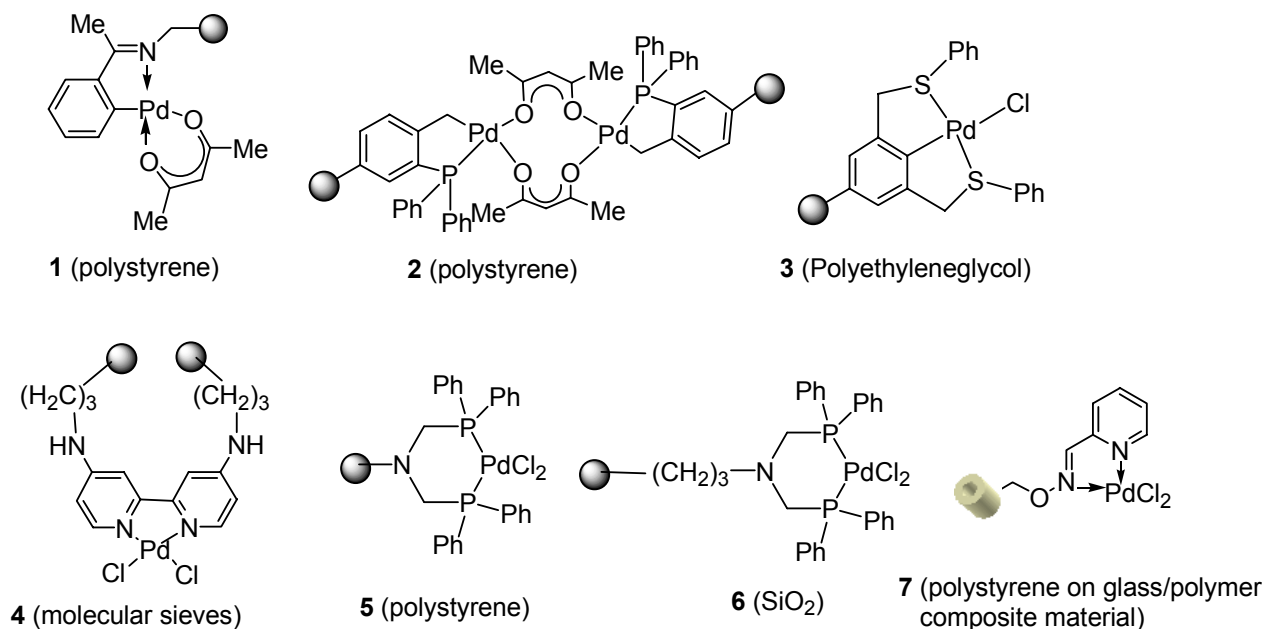


Figure 1. Selected immobilized palladacycles.

Recently, we reported on the heterogeneous Pd-precatalyst **7** anchored to a polystyrene phase which is part of a highly megaporous glass/polymer composite matrix shaped as Raschig rings. It turned out to be a highly active and recyclable catalytic system for Suzuki-Miyaura cross coupling reactions in water.⁵ As a continuation of this work, we evaluated palladium(II)-precatalyst **7** for its suitability in Mizoroki-Heck and Sonogashira cross coupling reactions under microwave irradiating conditions again using water as solvent. The studies also include the utility of **7** for the preparation of benzo[*b*]furans from alkynes and *ortho*-halophenols.

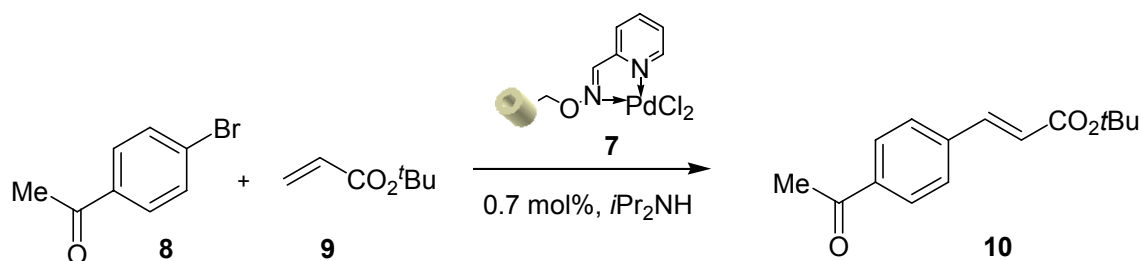
The Mizoroki-Heck reaction has not been extensively studied in aqueous media yet. In one of the first publications on this topic, ligand-free palladium(II) salts were used for the Mizoroki-Heck reaction in water or in aqueous organic solvents.¹⁷ Palladium(II) acetate, either employed ligand-free¹⁸ or in the presence of phosphane¹⁹ was an appropriate catalyst for the Mizoroki-Heck reaction under phase-transfer conditions (PTC) in aqueous media. Arylation of styrene in water under PTC was catalyzed by palladium on carbon in the presence of the reducing agent.²⁰ Recently, a di-2-pyridylmethylamine- based palladium chloride complex²¹ and a cyclopalladated ferrocenylimine²² were shown to be good catalysts for Mizoroki-Heck reactions in water. The *p*-hydroxyacetophenone oxime- derived palladacycle was found to be an efficient catalyst for various Mizoroki-Heck reactions in water under thermal as well as microwave conditions and in the absence of an inert atmosphere.²³

Results and Discussion

Mizoroki-Heck reactions under microwave irradiating conditions in water. The possibility of carrying out Mizoroki-Heck cross-coupling reaction in water and under air could be of great importance for the development of industrial processes.^{2,24,25} Therefore, at first, the catalytic activity of the Pd(II) precatalyst **7** was optimized in the Mizoroki-Heck cross-coupling reaction of 4-bromoacetophenone **8** with *tert*-butyl acrylate **9** (Table 1). The reaction was carried out in water, dimethylformamide or acetonitrile as solvents using different bases (*e.g.* NEt₃, *i*Pr₂NH, NaOAc, K₂CO₃, NaOH and KOH). Among the solvents tested, water gave the best results (100% conversion) in the presence of either NaOH or *i*Pr₂NH as bases. Under the same conditions, the other bases Et₃N, K₂CO₃, NaOAc and KOH gave 29%, 49%, 5% and 67% conversions, respectively. The use of DMF with either NaOH or *i*Pr₂NH as bases also afforded full conversions (100%). Thus, treatment of 4-bromoacetophenone **8** (1 mmol) with *tert*-butyl acrylate **9** (1.5 mmol) in water (3 mL) at 100°C for 7 h in the presence of tetrabutylammonium bromide (0.5 mmol), di-*isopropylamine* (3 mmol) and the Pd-precatalyst **7** (0.7 mol.%, *i.e.* a quarter piece of one Raschig ring that was loaded with about 2.8 mol.% palladium with reference of 1 mmol scaled reactions) resulted in quantitative formation of *tert*-butyl *p*-acetylcinnamate **10**. Not surprisingly, water was found to be superior to DMF as solvent as far as reusability of the catalytic system was concerned. In DMF complex **7** lost its catalytic activity soon after the first run while in water deactivation was observed after the third run under thermal heating. However,

under microwave irradiating conditions precatalyst **7** became inactive after the first run both in water and DMF. This observation is in sharp contrast to our findings for Suzuki-Miyaura reaction with the same heterogeneous system.⁵ In the latter case, precatalyst **7** could be reused both under thermal as well as microwave irradiating conditions for at least ten consecutive runs. However, microwave irradiating conditions greatly facilitates to reduce the reaction time for the solid-phase assisted catalytic C-C coupling reaction but it appears that this is achieved for the price of more rapid deactivation of the catalytic system. Additionally, we altered the loading of the Pd-complex on the glass/polymer composite material and studied its influence on the outcome of the Mizoroki-Heck reaction (Table 1).

Table 1. Reusability of the Pd-precatalyst in a Mizoroki-Heck model reaction



Run	Thermal heating ^{a,b}		μw Heating ^{a,b}	
	Water	DMF	Water	DMF
High loading ^c				
1	100	100	100	100
2	88	38	<1	--
3	23	--		
Low loading ^d				
1	64	100	96	100
2	6	<1	<1	--

^a Conditions: Bromide/olefin/ $i\text{-Pr}_2\text{NH}$ /TBAB= 1/1.5/3/0.6, solvent (3 ml), **7** (0.7 mol.%), 100°C for thermal heating and 150°C (200 watt) for μw heating in water; 130°C for thermal heating and 150°C (200 watt) for μw irradiation in DMF. TBAB was only used when water was used as solvent. ^b GC-yields in %. ^c High Pd content (0.09 mmol **7** per g Raschig rings). ^d Low Pd content (loading was carried out with one tenth of Pd complex which equals 0.01 mmol **7** per g Raschig rings).

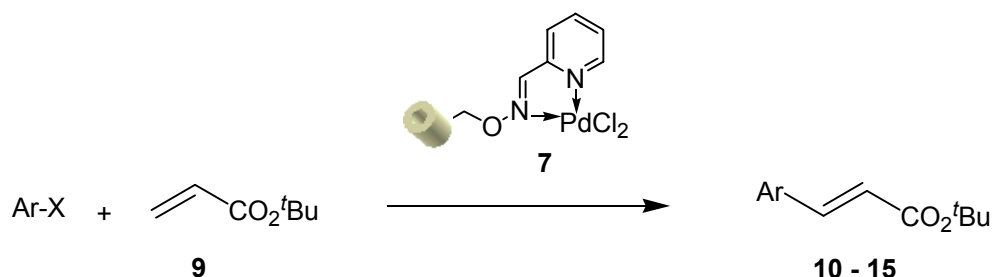
The rationale for this study is associated with the fact that there has been much debate on the catalytically active species that is operating in C-C coupling reactions when Pd(II) palladacycles are employed. Complexes that are listed in Figure 1 may serve as “dormant species”^{9a} that are not involved in the real catalytic cycle but are a source of coordinative unsaturated “PdL_n” species of unknown nature or release a considerable amount of colloidal

Pd(0) which also can show catalytic activity at low concentrations as was shown for Mizoroki-Heck reactions.^{10,12d,26} When 0.1 mol.% of **7** (0.01 mmol / g composite material) was employed in the coupling of 4-bromoacetophenone **8** with *tert*-butyl acrylate **9** conversion was determined to be 93% which favorably compares to 56% for 0.1 mol.% of precatalyst **7** (0.09 mmol / g composite material). The larger “dilution” of the Pd source on the polymeric phase may retard the formation and growth of colloids which leads to inactivation.

Studies on the catalytic power of the catalytic system **7** on the rate of conversion under microwave irradiating conditions revealed that, after 5 minutes, full conversion was commonly achieved when 1 mol.% or 0.7 mol.%, respectively, of precatalyst **7** was employed. Still, 96% of conversion was reached using 0.3 mol.% of **7**. When the molar ratio was further reduced to 0.1 and 0.05 mol.%, 56% and 12% of conversions, respectively, were encountered after 5 minutes of μw irradiation using *i*Pr₂NH, TBAB and water as reaction mixture. No C-C coupling reaction in the absence of **7** even in the presence of tetrabutylammonium bromide under thermal as well as microwave heating conditions was detected by GC. The presence of tetrabutylammonium bromide (TBAB) is essential for carrying out Mizoroki-Heck cross-coupling of aryl chlorides and aryl bromides.²⁷ Indeed, in the absence of TBAB conversion went down to 43% (for di-*isopropylamine* as base) and 4% (for NaOH as base), respectively, in water, when conventional heating was employed. Microwave irradiation in the absence of TBAB using 0.7 mol.% of Pd-precatalyst **7** resulted in full conversion of 4-bromoacetophenone **8** into the cinnamate ester **10** when di-*isopropylamine* was used as base while with NaOH only 6% of the coupling product **10** was formed. These results may be attributed to the ability of di-*isopropylamine* to react with the hydrogen halide generated during the reaction to quaternary ammonium salts formed *in situ*. This salt may then fulfill a similar role as TBAB which cannot be generated when an inorganic base such as NaOH is used.

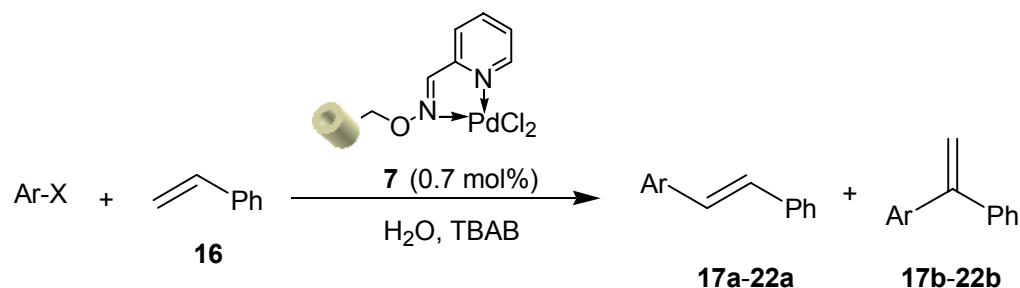
In the following we employed the optimized conditions for carrying out Mizoroki-Heck reactions with heterocyclic bromides and *tert*-butyl acrylate **9** (Table 2). Again, in all cases, water was found to be superior to DMF under both conventional as well as μw irradiating conditions. In cases where prolonged reaction times are required under μw conditions, conventional heating is preferable (entries 4 and 6, Table 2). This may reflect the lack of stability of the palladium precatalyst **7** under μw irradiating conditions.

Interestingly, the cross-coupling reaction of aryl and heteroaryl bromides was highly regio- and stereoselective and provided only the thermodynamically more stable *E*-isomer of β -substituted *tert*-butyl acrylates where GC, GC-MS and ¹H NMR-spectra of the crude reaction mixture did not reveal any evidence for α -arylation or the formation of *Z*-isomers. In addition, we also did not encounter the formation of carboxylic acids in the crude products which would have originated from ester hydrolysis under the basic conditions.

Table 2. Mizoroki-Heck reaction of heterocyclic bromides with *tert*-butyl acrylate, **8**

Entry	Ar-X	Base	Solvent	Product	Thermal heating ^a		μw heating ^a	
					Time (h) ^b	Yield%	Time(min)	Yield% ^b
1		Et ₃ N	DMF	10	6	86	5	96
2		<i>i</i> -Pr ₂ NH/ TBAB	Water	10	7	100 (95)	5	100 (93)
3		NaOH	Water	10	7	100 (95)	5	100
4		Et ₃ N	DMF	11	3	100 (97)	10	20
5		<i>i</i> -Pr ₂ NH/ TBAB	Water	11	10	100 (97)	15	46
6		Et ₃ N	DMF	12	6	100 (94)	10	5
7		<i>i</i> -Pr ₂ NH/ TBAB	Water	12	6	100 (90)	20	99 (84)
8		Et ₃ N	DMF	13	24	5	15	32
9		<i>i</i> -Pr ₂ NH/ TBAB	Water	13	8	90 (78)	10	94
10		Et ₃ N	DMF	14	8	43	15	24
11		<i>i</i> -Pr ₂ NH/ TBAB	Water	14	12	61 (48)	15	56
12		Et ₃ N	DMF	15	4	100 (89)	5	100 (93)
13		<i>i</i> -Pr ₂ NH/ TBAB	Water	15	6	100 (92)	5	91

^a Conditions: Halide/olefin/base/TBAB= 1/1.5/3/0.6, DMF or water (3.5 ml), Pd-precatalyst **7** (0.7 mol.%), 100°C (water) or 130°C (DMF) for thermal heating; 150°C (200 watt) for μw heating. ^b GC-yields; values in parentheses refer to isolated yields of pure products.

Table 3. Mizoroki-Heck reactions of heterocyclic halides with styrene, **16**

Entry	Ar-X	Base	Products	Thermal heating ^a			μw heating ^a		
				T (h)	a % ^b	b % ^b	t (min.)	a % ^b	b % ^b
1		<i>i</i> -Pr ₂ NH	17a,b	15	58 ^c	2	15	90 (89) ^d	10
2		NaOH	17a,b	5	98 (92)	2	5	97 (94)	3
3		<i>i</i> -Pr ₂ NH	18a,b	15	34	1	15	90 (89)	10 ^e
4		NaOH	18a,b	15	97 (95)	3	10	97 (92)	3
5		<i>i</i> -Pr ₂ NH	19a,b	15	38	2	15	90	10
6		NaOH	19a,b	15	96 (89)	4	10	91 (90)	9
7		<i>i</i> -Pr ₂ NH	20a,b	15	60	4	15	90 (89)	10 (7)
8		NaOH	20a,b	12	97 (91)	3	15	92 (85)	8
9		<i>i</i> -Pr ₂ NH	21a,b	20	21	2	5	84 (78)	16 (13)
10		NaOH	21a,b	8	78	2	15	89	10
11		<i>i</i> -Pr ₂ NH	22a,b	6	95 (91)	5	10	92 (87)	8
12		NaOH	22a,b	5	92	8	7	91	9

^a Conditions: Halide/olefin/base/TBAB= 1/1.5/3/0.6, water (3 ml), **7** (0.7 mol.%), 100°C for thermal heating and 160°C (250 watt) for μw heating. ^b GC-yields; values in parentheses refer to isolated yields of pure products. ^c 100% (GC) after 5 h when 2.8 mol.% of precatalyst **7** was employed. ^d 94% (GC) after 5 minutes when 2.8 mol.% of precatalyst **7** was employed; 76% (GC) after 5 minutes when 0.7 mol.% of precatalyst **7** was employed. ^e **18b** was isolated in minute amounts, so that analysis was only based on ¹H NMR spectroscopy and MS.

Although both water/NaOH as well as water/*i*-Pr₂NH gave best results in the cross coupling reaction of active *tert*-butyl acrylate **9** with 4-bromoacetophenone **8**, the reaction mixture water/*i*-Pr₂NH did not give the expected results under conventional heating conditions in related Mizoroki-Heck reactions with less reactive styrene **16**. However, full conversion was

achieved under μw irradiating conditions (entry 1, Table 3). Similar observations were noticed for Mizoroki-Heck reactions with all other heteroaryl bromides with styrene (entries 3, 5, 7 and 9, Table 3). However, similar Mizoroki-Heck reaction of the highly reactive 2-iodothiophene with styrene using either water/NaOH or water/*i*Pr₂NH furnished full conversion under both thermal as well as μw irradiating conditions (entries 11 and 12, Table 3). In each case, GC, GC-MS and ¹H NMR-spectroscopy of the crude reaction mixture confirmed the formation of two isomeric products. The ratio of the two isomers **17a,b** – **22a,b** was about 20:1 under thermal conditions and about 12:1 under μw irradiating conditions. The major products were the *E*-isomers of 1,2-disubstituted alkenes **17a-22a** while the minor byproducts were clearly not the *Z*-isomers but turned out to be the 1,1-disubstituted alkenes **17b-22b**, the regioisomer formed upon α -arylation.²⁸ The ¹H-, ¹³C- and HMQC spectra of compound **21b** (as a selected example) confirmed the formation of the 1,1-disubstituted ethylene structure and ruled out the alternative *Z*-isomer.

Sonogashira reactions under microwave irradiating conditions in water

Commonly, Sonogashira cross-coupling reactions are carried out under inert atmosphere using degassed organic solvents and phosphine ligands in the presence of a copper(I) source.^{29,30} Additionally, organic solvents are usually employed which can serve as good ligands for palladium particles, which may remove palladium from the solid phase into solution. By keeping those obstacles in mind we extended our studies on the catalytic activity of the heterogeneous palladium precatalyst **7** on Sonogashira cross coupling reactions of aryl and heteroaryl bromides with phenylacetylene under aqueous copper- and phosphine- free conditions in air. Under phosphine- and copper free conditions in water as solvent and di-*isopropylamine* as base the cross coupling of phenyl acetylene **23** with 4-iodoacetophenone using precatalyst **7** afforded diaryl acetylene **24** both under thermal as well as μw irradiating conditions (entries 1 and 2, Table 4). With 4-bromoacetophenone the conversion to the desired diaryl acetylene **24** was inefficient irrespective of the mode heating applied. Only when sodium hydroxide served as base full conversion for this reaction was encountered (entry 4, Table 4).

Table 4. Sonogashira reaction under thermal and μw conditions in water

$\text{Ar-X} + \text{Ph-C}\equiv\text{C-H} \xrightarrow[\text{water/base/TBAB}]{\text{7 (0.7 mol\%)}}$
 $\text{Ar-C}\equiv\text{C-Ph}$

23 **24 - 28**

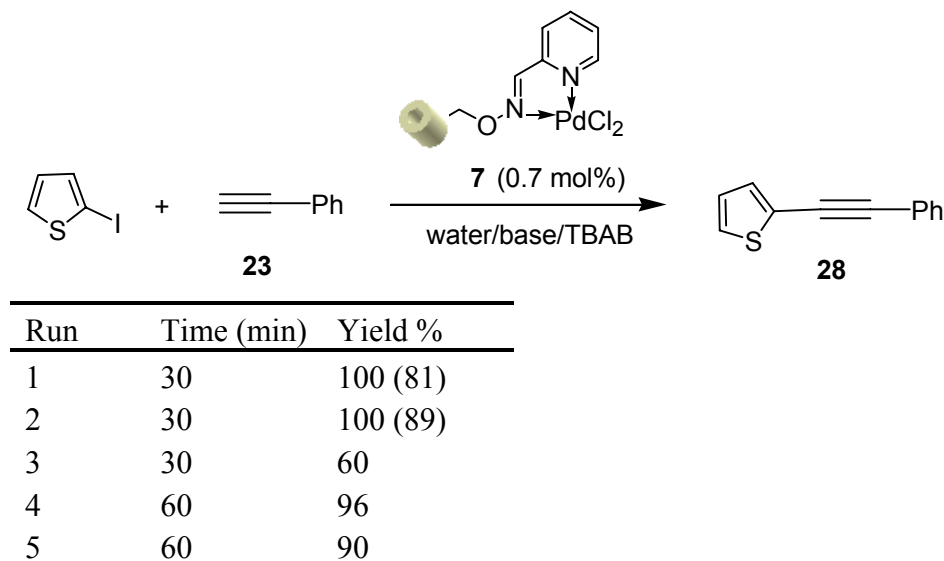
Entry	Ar-X	Base	Product	Thermal heating ^a		μw Heating ^a	
				Time (h)	Yield % ^b	Time (min)	Yield % ^b
1		<i>i</i> -Pr ₂ NH	24	3	100 (76)	5	100
2		NaOH	24	3	100	5	100 (81)
3		<i>i</i> -Pr ₂ NH	24	15	35	10	41
4		NaOH	24	6	100 (83)	10	100
5		NaOH	25	6	100 (92)	15	100 (82)
6		NaOH	26	6	100 (77)	15	100
7		NaOH	27	6	100 (90)	20	99 (84)
8		<i>i</i> -Pr ₂ NH	28	0.5	100 (81)	5	100

^a Conditions: Halide/acetylene/base/TBAB= 1/1.5/3/0.6, water (2.5 ml), **7** (0.7 mol.%), 100°C for thermal heating and 160°C (250 watt) for μw heating. ^b GC-yields; values in parentheses refer to isolated yields of pure products.

Interestingly, the cross-coupling of phenylacetylene **23** with heteroaryl bromides (entries 5-7, Table 4) in water in the presence of sodium hydroxide afforded the corresponding aryl heteroaryl acetylenes **25-28** in high isolated yields with full conversions regardless which mode of heating technique was employed. In addition, we found that the Sonogashira coupling of 2-iodothiophene with phenylacetylene **23** is remarkably facile (30 min) in comparison to alternate solid phase examples from the literature which commonly require 72 h.¹¹ Therefore, we decided to study the recyclability of the precatalyst **7** under thermal conditions. Thus, treatment of 2-iodothiophene with phenylacetylene **23** and di-*isopropylamine* in water in the presence of freshly prepared precatalyst **7** (0.7 mol. %) at 100°C for 30 minutes furnished the (2-thienyl)phenylacetylene **28** (100% conversion; 81% isolated yield). Bannwarth and co-workers³¹

reported that a perfluorinated Pd-complex was completely poisoned by the thiophene moiety after the first run of cross coupling 3-thienylboronic acid with aryl bromides. However, we could find that our Pd-precatalyst **7** was recyclable for at least five consecutive Sonogashira coupling reactions of 2-iodothiophene with phenylacetylene **23** (Table 5).

Table 5. Recyclability of precatalyst **7** in the Sonogashira reaction of 2-iodothiophene.



Conditions: Iodide/**23**/*i*-Pr₂NH/TBAB = 1/1.5/3/0.6, water (2.5 ml), **7** (0.7 mol.%), 100°C. GC-yields; values in parenthesis refer to isolated yield of pure **28**.

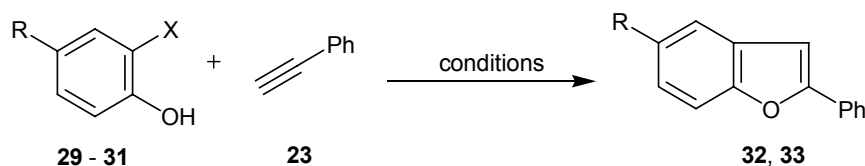
Benzo[*b*]furan derivatives are of relevance because of their natural occurrence³² associated with their biological properties.³³ The reaction of *o*-halophenols with terminal alkynes in the presence of Pd and/or Cu catalysts provides a common and direct route to benzofurans.³⁴ In most cases, homogeneous palladium catalysts were employed in the presence of copper(I) iodide, phosphine ligands and DMF or acetonitrile as solvents under inert atmosphere.^{35,36} Addition of copper salt is particularly inconvenient because the use of copper usually leads to contamination of the products and by-products formed through Glaser-type reactions. We expected that our polymer-bound Pd(II) complex **7** can serve as an active, recyclable, and stable precatalyst for the copper- and phosphine-free Sonogashira based synthesis of benzofuran derivatives, a real improvement to reported procedures.

Thus, treatment of a mixture of 2-iodophenol **29** (1 equiv), phenylacetylene **23** (2 equiv), di-*iso*-propylamine (3 equiv) and TBAB (0.6 equiv) with precatalyst **7** in water as solvent (2.5 mL) at 100°C under air, resulted in full conversion to 2-phenylbenzo[*b*]furan **32**. Although in acetonitrile also full conversion was encountered for the first run (entry 4, Table 6), it turned out that the second run with the same catalytic sample only yielded the target furan **32** in 62 % (entry 5, Table 6) which can be ascribed to the good coordinating properties of acetonitrile compared to water, thus dissolving a palladium species of unknown nature from its solid support into solution.

Precatalyst **7** could be recycled three times with full conversions when water was utilized as solvent (entries 7-9, Table 6). In contrast, when tributylamine was used as base in acetonitrile as solvent (entry 3, Table 6) or di-*iso*-propylamine in THF (entry 6, Table 6) the C-C coupling only proceeded inefficiently. The less reactive 2-bromophenol **30** also coupled with phenylacetylene **23** to give 2-phenylbenzo[*b*]furan **32**, however conversion did not exceed 17% conversion in acetonitrile as solvent (entry 10) while complete conversion occurred in water using either di-*iso*-propylamine or sodium hydroxide as base (entries 11 and 12, Table 6). High chemoselectivity was observed in the cross coupling of 2-bromo-4-chlorophenol **31** with phenylacetylene **23** to give 5-chloro-2-phenylbenzo[*b*]furan **33** again with full conversion (entry 13, Table 6).

In conclusion, we have demonstrated that the Pd-complex **7** is an efficient and highly active, reusable solid-phase anchored precatalyst with good potential for Mizoroki-Heck and Sonogashira cross-coupling reactions in aqueous media. Importantly, it not only shows activity under thermal but also under microwave irradiating conditions. In contrast to applications in Suzuki-Miyaura reactions,⁵ precatalyst **7** cannot be employed in Mizoroki-Heck and Sonogashira cross-coupling reactions with aryl chlorides as substrates.

Table 6. Synthesis of benzo[*b*]furan derivatives via Sonogashira cross coupling reaction.^a



Entry	R	X	Base	Product	Solvent	Time (h)	Yield %
1	H	I	Et ₃ N	32	DMF	4	59
2	H	I	Et ₃ N	32	CH ₃ CN	6	90
3	H	I	Bu ₃ N	32	CH ₃ CN	22	23
4	H	I	<i>i</i> -Pr ₂ NH / TBAB	32	CH ₃ CN	8	100 (80) (1 st run)
5	H	I	<i>i</i> -Pr ₂ NH / TBAB	32	CH ₃ CN	6	62 (2 nd run)
6	H	I	<i>i</i> -Pr ₂ NH / TBAB	32	THF	16	4
7	H	I	<i>i</i> -Pr ₂ NH / TBAB	32	water	3	100 (76) (1 st run)
8	H	I	<i>i</i> -Pr ₂ NH / TBAB	32	water	3	100 (2 nd run)
9	H	I	<i>i</i> -Pr ₂ NH / TBAB	32	water	10	100 (3 rd run)
10	H	Br	<i>i</i> -Pr ₂ NH / TBAB	32	CH ₃ CN	16	17
11	H	Br	<i>i</i> -Pr ₂ NH / TBAB	32	water	8	100
12	H	Br	NaOH/TBAB	32	water	7	100
13	Cl	Br	NaOH/TBAB	33	water	7	100 (73)

^a Conditions: Halide/acetylene/base/TBAB = 1/1.5/3/0.6, solvent (2.5 ml), **7** (0.7 mol. %); GC-yields; values in parentheses refer to isolated yields of pure products.

Experimental Section

General Procedures. NMR spectra were recorded with a Bruker DPX-400 spectrometer at 400 MHz (^1H NMR) and at 100 MHz (^{13}C NMR) using CDCl_3 as solvent and internal standard ($\delta = 7.26$ and 77.36 ppm, for ^1H NMR and ^{13}C NMR, respectively). Mass spectra (EI) were obtained at 70 eV with a type VG Autospec apparatus (Micromass). GC Analyses were conducted using a Hewlett Packard HPGC series 6890 Series equipped with an SE-54 capillary column (25 m, Macherey-Nagel) and an FID detector 19231 D/ E. Melting points were determined in open glass capillaries with a Gallenkamp apparatus and are uncorrected. Analytical thin-layer chromatography was performed using precoated silica gel 60 F254 plates (Merck, Darmstadt), and the spots were visualized with UV light at 254 nm. Merck silica gel 60 (230-400 mesh) was used for flash column chromatography. Microwave experiments were carried out using a CEM Discover LabmateTM microwave apparatus (300 W with ChemDriverTM Software). Commercially available reagents and dry solvents were used as received.

Preparation of Pd-precatalyst 7 (high loading). To a mixture of glass/polymer composite material shaped as Raschig rings (10 g, 5 mmol) containing about 10% chloromethylpolystyrene-divinylbenzene polymer (0.53 mmol of active benzyl chloride sites on polymer/g Raschig rings) and *cis*-2-pyridinealdoxime (3.66 g, 30 mmol) in dimethylformamide (DMF) (50 mL), was added sodium hydride (0.72 g, 60% in oil, 30 mmol) portionwise over a period of 20 min. The mixture was shaken at 80°C for three days then cooled to room temperature and quenched with water (100 mL). The Raschig rings were filtered and washed successively with DMF, water, ethanol, dichloromethane and again with ethanol (20 mL, each time) and finally well-dried under vacuum. These well-dried functionalized Raschig rings **8** (6.92 g) to which *cis*-2-pyridinealdoxime was bound were added to a solution of sodium tetrachloropalladate (1.2 g, 4 mmol) in methanol (80 mL) and the mixture was shaken at room temperature for additional three days. The resulting Raschig rings were dried in vacuo and the loading of catalyst **7** was estimated to be *ca.* 0.09 mmol/g Raschig rings according to weight increase (the weight increase of each single Raschig ring was determined; each ring was loaded with about 2.8 mol.% palladium with reference of 1 mmol scale for the reaction).

Preparation of Pd-precatalyst 7 (low loading). A similar procedure as described above for the preparation of Pd-precatalyst (high loading) was employed, using 0.1 equivalent of all ingredients for the same number of Raschig rings used above.

General procedure for the Mizoroki-Heck coupling of aryl(heteroaryl) bromides with thermal heating. A mixture of the appropriate aryl or heteroaryl bromide (1 mmol) and the appropriate olefin (1.5 mmol), TBAB (0.6 mmol), precatalyst **7** (high loading; 0.7 mol.%, one quarter of a full Raschig ring), and diisopropylamine or sodium hydroxide (3 mmol) in water or DMF (3 mL) was shaken at 100°C (for water as solvent) or at 130 °C (for DMF as solvent) under air for the given reaction time listed in Table 1. After the reaction was completed (monitored by GC), the reaction mixture was cooled to room temperature and the solid catalyst was removed by filtration, washed with water followed by ethyl acetate, and the combined washings were added

to the filtrate which was then extracted with ethyl acetate (3 x 20 mL). The products were purified by flash column chromatography on silica gel using ethyl acetate/ petroleum ether= 1:10 as eluent.

General procedure for the Mizoroki-Heck coupling of aryl(heteroaryl) bromides under μ w irradiating conditions. A mixture of the appropriate aryl or heteroaryl bromide (1 mmol) and the appropriate olefin (1.5 mmol), TBAB (0.6 mmol), precatalyst **7** (high loading; 0.7 mol.%, one quarter of a complete Raschig ring), and diisopropylamine or sodium hydroxide (3 mmol) in water or DMF (3 mL) were mixed in a process vial. The vial was capped properly, and thereafter the mixture was heated under μ w irradiating conditions at 150°C and 200 watt in either solvent for the appropriate reaction time as listed in Tables 1 and 2. The products were purified as described above.

Effect of concentration of the palladium precatalyst **7 on the Mizoroki-Heck coupling in water under μ w irradiating conditions.** A mixture of *p*-bromoacetophenone (1 mmol), *tert*-butyl acrylate (1.5 mmol), TBAB (0.6 mmol), precatalyst **7** (high loading; 1 mol.%), diisopropylamine (3 mmol) and water (3 mL) was heated under μ w irradiating conditions at 150 °C (200 watt) for 5 minutes. The same experiment was repeated using 1 mmole of *p*-bromoacetophenone and the amount (mol.%) of the palladium precatalyst **7** was changed to 0.7, 0.3, 0.1 and 0.05 mol.%, respectively.

Recycling of the palladium precatalyst **7 in Mizoroki-Heck coupling with thermal heating.**

A mixture of *p*-bromoacetophenone (1 mmol), *tert*-butyl acrylate (1.5 mmol), TBAB (0.6 mmol), precatalyst **7** (high loading; 0.7 mol.%, one quarter of a full Raschig ring), diisopropylamine (3 mmol) and water (3 mL) was shaken at 100°C under air for 7 h (monitored by GC). The same experiment was conducted using DMF (3 mL) at 130°C. After the reaction had went to completion in either solvent (DMF or water), the solid catalyst was removed by filtration, washed with water followed by ethyl acetate, dried and then reused for the following runs with the same molar ratio of components mentioned above. This mixture was shaken again at 100°C for 7 h in water or at 130°C in DMF under air for 7 h. This experiment was repeated for another two runs (reaction time, 7 h for each run), as shown in Scheme 3. The product was purified by flash column chromatography over silica gel using ethyl acetate/ petroleum ether= 1:10 as eluent. The same experiment was performed using palladium catalyst **7** (low loading; 0.7 mol.%, one Raschig ring), in either water or DMF using the same molar ratio of the reaction components and heating condition as mentioned above.

Recycling of the palladium precatalyst **7 in Mizoroki-Heck coupling reaction under μ w irradiating conditions in water.** The same reaction mixture used under thermal conditions was mixed in a properly capped process vial and thereafter the mixture was subjected to μ w irradiating conditions at 150°C (200 watt) in either water or DMF for 5 minutes (monitored by GC) using the high or low loaded palladium precatalyst. The solid phase was removed, washed with water followed by ethyl acetate, dried and then reused for the second run with the same molar ratio of components as listed in Table 2 (irradiating time 5 minutes).

General procedure for the Sonogashira coupling of aryl(heteroaryl) halides with thermal heating. A mixture of the appropriate aryl or heteroaryl halide (1 mmol) and phenylacetylene (1.5 mmol), TBAB (0.6 mmol), precatalyst **7** (high loading; 0.7 mol.%, one quarter of a full Raschig ring), and diisopropylamine or sodium hydroxide (3 mmol) in water (3 mL) was shaken at 100°C under air for the time listed in Table 4 until the starting halide was almost consumed (monitored by GC). The reaction mixture was cooled to room temperature and the solid catalyst was removed by filtration, washed with water and ethyl acetate, and the combined washings were added to the filtrate which was then extracted with ethyl acetate (3 x 20 mL). The products were purified by flash column chromatography over silica gel using ethyl acetate / petroleum ether = 1:20 as eluent.

General procedure for the Sonogashira coupling of aryl(heteroaryl) halides under μ w irradiating conditions. The same reaction mixture used under thermal conditions was mixed in a properly capped process vial and thereafter the mixture was subjected to microwave irradiating conditions at 160°C (250 watt) in water for the appropriate reaction time as listed in Table 4 (monitored by GC). The products were purified as described above.

Recycling of the palladium precatalyst **7 in the Sonogashira coupling of 2-iodothiophene with thermal heating.** A mixture of 2-iodothiophene (1 mmol), phenylacetylene (1.5 mmol), TBAB (0.6 mmol), precatalyst **7** (high loading; 0.7 mol.%, one quarter of a complete Raschig ring), diisopropylamine (3 mmol) and water (3 mL) was shaken at 100°C under air for 30 min (monitored by GC). After the reaction was completed, the solid catalyst was removed by filtration, washed with water followed by ethyl acetate, dried and then reused in a new batch with the same molar ratio of components mentioned above. Then the mixture was shaken again at 100°C in water under air for 30 min. This experiment was repeated for five runs (the first three runs for 30 min and the final two runs for 60 min), as shown in Table 5. The product was purified by flash column chromatography over silica gel using ethyl acetate / petroleum ether = 1:25 as eluent.

General procedure for the synthesis of 2-phenylbenzo[*b*]furan with thermal heating. A mixture of the appropriate 2-halophenol (1 mmol) and phenylacetylene (1.5 mmol), TBAB (0.6 mmol), precatalyst **7** (high loading; 0.7 mol.%, one quarter of a full Raschig ring), and the appropriate base (3 mmol) in water, acetonitrile or DMF (2.5 mL) was shaken at 100°C (for water) at 70°C (for acetonitrile) or at 130 °C (for DMF) under air for the time listed in Table 6. After the reaction was completed (monitored by GC), the reaction mixture was cooled to room temperature and the solid catalyst was removed by filtration, washed with water then ethyl acetate, and the combined washings were added to the filtrate which was then extracted with ethyl acetate (3 x 20 mL). The products were purified by flash column chromatography over silica gel using ethyl acetate / petroleum ether = 1:10 as eluent.

(*E*)-tert Butyl 3-(4-acetylphenyl)prop-2-enoate (10**).** Light yellowish crystals, mp. 99-100°C (in ref. ³⁷ no mp. is given); ¹H NMR (CDCl₃) δ 1.54 (s, 9H, C(CH₃)₃), 2.61 (s, 3H, CH₃CO), 6.46 (d, 1H, *J* = 16.04 Hz), 7.58 (d, 1H, *J* = 16.04 Hz), 7.60 (d, 2H, *J* = 8.52 Hz), 7.95 (d, 2H, *J* = 8.52

Hz); ^{13}C NMR δ 26.9, 28.3, 81.2, 123.1, 128.3, 129.1, 138.1, 139.4, 142.3, 166.1, 197.6; MS (m/e) 246 (M^+), 190, 175, 147, 131, 102, 91, 79, 57.

(E)-tert Butyl 3-(2-chloro-5-pyridyl)prop-2-enoate (11). Colorless crystals, mp. 110-111°C; ^1H NMR (CDCl_3) δ 1.54 (s, 9H, $\text{C}(\text{CH}_3)_4$), 6.42 (d, 1H, $J = 16.04$ Hz), 7.35 (d, 1H, $J = 8.16$ Hz), 7.52 (d, 1H, $J = 16.04$ Hz), 7.79 (dd, 1H, $J = 8.2, 2.4$ Hz), 8.49 (d, 1H, $J = 2.4$ Hz); ^{13}C NMR δ 28.4, 81.4, 123.3, 124.7, 129.7, 136.8, 138.4, 149.6, 152.6, 165.5; MS (m/e) 239 (M^+), 184, 166, 155, 138, 127, 102, 92, 75, 57. Anal. Calcd for $\text{C}_{12}\text{H}_{14}\text{ClNO}_2$: C, 60.13; H, 5.89; N, 5.84. Found: C, 60.16; H, 5.58; N, 5.80.

(E)-tert Butyl 3-(3-pyridyl)prop-2-enoate (12). Colorless crystals, mp. 57-58°C (ref.³⁸ mp. 58°C); ^1H NMR (CDCl_3) δ 1.53 (s, 9H, $\text{C}(\text{CH}_3)_3$), 6.43 (d, 1H, $J = 16.04$ Hz), 7.28-7.32 (dd, 1H, $J = 7.84, 7.84$ Hz), 7.56 (d, 1H, $J = 16.04$ Hz), 7.79-7.82 (ddd, 1H, $J = 7.84, 2.02, 1.68$ Hz), 8.57 (dd, 1H, $J = 4.8, 1.36$ Hz), 8.72 (d, 1H, $J = 2.08$ Hz); ^{13}C NMR δ 28.5, 81.3, 122.7, 124.0, 130.7, 134.4, 140.1, 149.9, 151.1, 165.9; MS (m/e) 205 (M^+), 150, 132, 121, 104, 93, 77, 57.

(E)-tert Butyl 3-(3-quinolyl)prop-2-enoate (13). Colorless crystals, mp. 131-132°C; ^1H NMR (CDCl_3) δ 1.54 (s, 9H, $\text{C}(\text{CH}_3)_3$), 6.56 (d, 1H, $J = 16.04$ Hz), 7.51-7.55 (m, 1H), 7.68-7.72 (m, 1H), 7.70 (d, 1H, $J = 16.04$ Hz), 7.79 (d, 1H, $J = 8.2$ Hz), 8.07 (d, 1H, $J = 8.2$ Hz), 8.16 (d, 1H, $J = 1.88$ Hz), 9.04 (d, 1H, $J = 2.04$ Hz); ^{13}C NMR δ 28.5, 81.3, 122.4, 127.6, 127.9, 128.0, 128.54, 129.6, 130.7, 135.5, 140.3, 148.7, 149.5, 166.0; MS (m/e) 255 (M^+), 199, 182, 170, 153, 127, 101, 77, 57. Anal. Calcd for $\text{C}_{16}\text{H}_{17}\text{NO}_2$: C, 75.27; H, 6.71; N, 5.49. Found: C, 75.28; H, 6.82; N, 5.45.

(E)-tert Butyl 3-(4-isoquinolyl)prop-2-enoate (14). Colorless crystals, mp. 85-86°C; ^1H NMR (CDCl_3) δ 1.58 (s, 9H, $\text{C}(\text{CH}_3)_3$), 6.53 (d, 1H, $J = 15.96$ Hz), 7.65 (dd, 1H, $J = 7.28, 7.8$ Hz), 7.75-7.8 (m, 1H), 8.0 (d, 1H, $J = 8.16$ Hz), 8.13 (d, 1H, $J = 8.52$ Hz), 8.26 (d, 1H, $J = 15.96$ Hz), 8.73 (s, 1H), 9.22 (s, 1H); ^{13}C NMR δ 28.5, 81.3, 122.9, 124.5, 126.2, 127.8, 128.3, 128.5, 131.4, 133.9, 137.8, 141.7, 154.0, 165.9; MS (m/e) 255 (M^+), 199, 182, 154, 127, 100, 77, 57. Anal. Calcd for $\text{C}_{16}\text{H}_{17}\text{NO}_2$: C, 75.27; H, 6.71; N, 5.49. Found: C, 74.90; H, 6.45; N, 5.41.

(E)-tert-Butyl 3-(2-thienyl)prop-2-enoate (15).³⁹ Pale yellow liquid, ^1H NMR (CDCl_3) δ 1.52 (s, 9H, $\text{C}(\text{CH}_3)_3$), 6.17 (d, 1H, $J = 15.72$ Hz), 7.01-7.04 (m, 1H), 7.21 (d, 1H, $J = 3.76$ Hz), 7.33 (d, 1H, $J = 4.8$ Hz), 7.67 (d, 1H, $J = 15.72$ Hz); ^{13}C NMR δ 28.5, 80.8, 119.4, 128.2, 128.3, 130.7, 136.3, 140.1, 166.4; MS (m/e) 210 (M^+), 154, 137, 121, 109, 97, 82, 65, 57 ($\text{C}_{11}\text{H}_{14}\text{O}_2\text{S}$ requires $\text{M}^+ = 210$)..

(E)-4-Acetylstilbene (17a). Colorless crystals, mp. 143-144°C (ref.⁴⁰ mp. 141-142 °C); ^1H NMR (CDCl_3) δ 2.58 (s, 3H, CH_3CO), 7.10 (d, 1H, $J = 16.4$ Hz), 7.20 (d, 1H, $J = 16.4$ Hz), 7.27-7.31 (m, 1H), 7.36 (m, 2H), 7.51-7.53 (m, 2H), 7.56 (d, 1H, $J = 8.4$ Hz), 7.93 (d, 1H, $J = 8.4$ Hz); ^{13}C NMR δ 26.9, 126.8, 127.1, 127.7, 128.6, 129.1, 129.2, 131.7, 136.2, 136.9, 142.3, 197.7; MS (m/e) 222 (M^+), 207, 178, 152, 103, 89, 76, 63, 51 ($\text{C}_{16}\text{H}_{14}\text{O}$ requires $\text{M}^+ = 222$)..

(E)-2-Chloro-5-(β -styryl)pyridine (18a). Yellow crystals, mp. 83-84°C (ref.⁴¹ mp. 84-85°C); ^1H NMR (CDCl_3) δ 7.02 (d, 1H, $J = 16.36$ Hz), 7.13 (d, 1H, $J = 16.36$ Hz), 7.26-7.32 (m, 2H), 7.38 (dd, 2H, $J = 7.52, 7.16$ Hz), 7.51 (d, 2H, $J = 7.16$ Hz), 7.79 (dd, 1H, $J = 8.2, 2.36$ Hz), 8.46 (d, 1H, $J = 2.36$ Hz); ^{13}C NMR δ 123.7, 124.5, 127.1, 128.8, 129.2, 131.9, 132.4, 135.6, 136.7,

148.5, 150.3; MS (*m/e*) 215 (M^+), 178, 151, 127, 107, 89, 76, 63, 51 ($C_{13}H_{10}ClN$ requires $M^+ = 215$).

2-Chloro-5-(α -styryl)pyridine (18b). Colorless oil; 1H NMR ($CDCl_3$) δ 5.54 (d, 2H, $J = 16.65$, 0.64 Hz), 7.27-7.39 (m, 6H), 7.57 (dd, 1H, $J = 8.28$, 2.52 Hz), 8.4 (d, 1H, $J = 2.52$ Hz). MS (*m/e*) 215 (M^+), 200, 180, 165, 151, 127, 103, 89, 76, 63, 51 ($C_{13}H_{10}ClN$ requires $M^+ = 215$).

(E)-3-(β -Styryl)pyridine (19a). Yellow crystals, mp. 80-81°C (ref.⁴² mp. 81-83°C); 1H NMR ($CDCl_3$) δ 7.04 (d, 1H, $J = 16.4$ Hz), 7.14 (d, 1H, $J = 16.4$ Hz), 7.23-7.29 (m, 2H), 7.37 (dd, 2H, $J = 7.84$, 7.16 Hz), 7.50 (d, 2H, $J = 7.2$ Hz), 7.78-7.81 (m, 1H), 8.47 (dd, 1H, $J = 4.76$, 1.68 Hz), 8.7 (d, 1H, $J = 2.36$ Hz); ^{13}C NMR δ 123.8, 125.1, 126.9, 128.5, 129, 131, 132.9, 133.2, 136.9, 148.8; MS (*m/e*) 181 (M^+), 152, 127, 102, 90, 76, 51.

(E)-3-(β -Styryl)quinoline (20a). Light yellow crystals, mp. 97-98°C (ref.⁴³ mp. 98-99°C); 1H NMR ($CDCl_3$) δ 7.21 (d, 1H, $J = 16.4$ Hz), 7.28-7.30 (m, 1H), 7.31 (d, 1H, $J = 16.4$ Hz), 7.38-7.41 (m, 2H), 7.51-7.58 (m, 3H), 7.64-7.68 (m, 1H), 7.79 (d, 1H, $J = 7.88$ Hz), 8.09 (d, 1H, $J = 8.52$ Hz), 8.13 (d, 1H, $J = 1.68$ Hz), 9.11 (d, 1H, $J = 2.04$ Hz); ^{13}C NMR δ 125.5, 127.0, 127.3, 128.1, 128.4, 128.6, 129.1, 129.5, 129.6, 130.6, 131.2, 132.6, 137.1, 147.8, 149.8; MS (*m/e*) 231 (M^+), 216, 202, 127, 115, 101, 76, 63, 51.

3-(α -Styryl)quinoline (20b). Pale yellow oil; 1H NMR ($CDCl_3$) δ 5.66 (d, 2H, $J = 7.16$ Hz), 7.38 (m, 5H), 7.54 (dd, 1H, $J = 7.84$, 7.16 Hz), 7.69-7.73 (m, 1H), 7.77 (d, 1H, $J = 7.84$ Hz), 8.04 (d, 1H, $J = 1.68$ Hz), 8.12 (d, 1H, $J = 8.56$ Hz), 8.95 (d, 1H, $J = 2.04$ Hz); ^{13}C NMR (DEPT) δ 116.6 (CH_2), 127.2, 128.3, 128.5, 128.6, 128.9, 129.5, 129.9, 135.1, 150.9 (CH), 128.0, 134.6, 140.8, 147.4, 147.9 (C); MS (*m/e*) 231 (M^+), 216, 202, 126, 115, 101, 88, 76, 51. HRMS, Calcd for $C_{17}H_{13}N$: 231.10. Found: 232.1126 (MH^+).

(E)-4-(β -Styryl)isoquinoline (21a). Pale yellow powder, mp. 73-74°C (ref.⁴⁴ mp. 75°C); 1H NMR ($CDCl_3$) δ 7.20 (d, 1H, $J = 16.04$ Hz), 7.31-7.34 (m, 1H), 7.39-7.43 (m, 2H), 7.60-7.76 (m, 5H), 8.0 (d, 1H, $J = 8.12$ Hz), 8.16 (d, 1H, $J = 8.4$ Hz), 8.76 (s, 1H), 9.18 (s, 1H); ^{13}C NMR δ 122.8, 123.3, 127.2, 127.5, 128.4, 128.5, 128.6, 128.9, 129.1, 130.8, 133.5, 134.1, 137.4, 140.8, 152.2; MS (*m/e*) 231 (M^+), 202, 175, 153, 128, 115, 101, 88, 76.

4-(α -Styryl)isoquinoline (21b). Colorless crystals, mp. 90-92°C; 1H NMR ($CDCl_3$) δ 5.45 (d, 1H, $J = 1.28$ Hz), 6.0 (d, 1H, $J = 1.16$ Hz), 7.27-7.33 (m, 5H), 7.52-7.57 (m, 2H), 7.64 (d, 1H, $J = 7.52$ Hz), 8.0 (d, 1H, $J = 7.16$ Hz), 8.51 (s, 1H), 9.26 (s, 1H); ^{13}C NMR (DEPT) δ 117.9 (CH_2), 125.7, 126.9, 127.4, 128.1, 128.4, 128.9, 130.6, 143.5, 152.9 (CH), 129.3, 133.3, 134.8, 140.8, 145.4 (C); MS (*m/e*) 231 (M^+), 202, 154, 115, 101, 88, 77, 51. HRMS, Calcd for $C_{17}H_{13}N$: 231.10. Found: 232.1126 (MH^+).

(E)-2-(β -Styryl)thiophene (22a). Colorless crystals, mp. 109-110°C (ref.⁴⁵ mp. 112-113°C); 1H NMR ($CDCl_3$) δ 6.92 (d, 1H, $J = 16.04$ Hz), 6.98-7.0 (dd, 1H, $J = 5.12$, 5.12 Hz), 7.05 (d, 1H, $J = 3.4$ Hz), 7.17 (d, 1H, $J = 5.12$ Hz), 7.22 (d, 1H, $J = 16.04$ Hz), 7.22-7.25 (m, 1H), 7.31-7.35 (dd, 2H, $J = 7.84$, 7.2 Hz), 7.45 (d, 1H, $J = 7.52$ Hz); ^{13}C NMR (DEPT) δ 122.1, 124.7, 126.4, 126.6, 127.9, 128.7, 129, 137.3, 143.2; MS (*m/e*) 185 (M^+), 171, 152, 141, 115, 102, 92, 79, 63.

4-(Phenylethynyl)acetophenone (24). Colorless crystals, mp. 100-101°C (ref.⁴⁶ mp. 98-99°C); 1H NMR ($CDCl_3$) δ 2.60 (s, 3H, CH_3CO), 7.36-7.38 (m, 2H), 7.54-7.56 (m, 3H), 7.60 (d, 2H, $J =$

8.56 Hz), 7.93 (d, 2H, $J = 8.56$ Hz); ^{13}C NMR δ 26.9, 88.9, 93.0, 122.9, 128.5, 128.6, 128.8, 129.1, 132.0, 132.1, 136.5, 197.6; MS (m/e) 220 (M^+), 205, 176, 151, 126, 103, 75, 51.

2-Chloro-5-(phenylethynyl)pyridine (25). Pale yellow crystals, mp. 68-69°C; ^1H NMR (CDCl_3) δ 7.30-7.33 (d, 1H, $J = 8.28$ Hz), 7.35-7.39 (m, 3H), 7.53-7.56 (m, 2H), 7.73-7.76 (dd, 1H, $J = 8.28, 2.4$ Hz), 8.54 (d, 1H, $J = 2.0$ Hz); ^{13}C NMR δ 85.0, 94.1, 119.7, 122.5, 124.2, 128.8, 129.4, 132.0, 141.2, 150.7, 152.3; MS (m/e) 215 (M^{+2}), 214 (M^{+1}), 213 (M^+), 177, 151, 126, 107, 98, 75, 62, 51. Anal. Calcd for $\text{C}_{13}\text{H}_8\text{ClN}$: C, 73.08; H, 3.77; N, 6.56. Found: C, 73.21; H, 3.59; N, 6.28.

3-(Phenylethynyl)pyridine (26). Pale yellow crystals, mp. 48-49°C (ref.⁴⁷ mp. 50-51°C); ^1H NMR (CDCl_3) δ 7.25-7.28 (ddd, 1H, $J = 8.80, 7.88, 0.88$ Hz), 7.34-7.38 (m, 3H), 7.52-7.56 (m, 2H), 7.78-7.81 (dt, 1H, $J = 7.88, 1.88$ Hz), 8.53 (dd, 1H, $J = 4.92, 1.6$ Hz), 8.76 (d, 1H, $J = 1.6$ Hz); ^{13}C NMR δ 86.2, 92.9, 120.8, 122.8, 123.3, 128.7, 129.1, 131.9, 138.7, 148.8, 152.5; MS (m/e) 179 (M^+), 151, 126, 102, 90, 76, 63, 50.

3-(Phenylethynyl)quinoline (27). Pale yellow crystals, mp. 50-51°C (ref.⁴⁸ mp. 46-48°C); 7.36-7.40 (m, 3H), 7.54-7.61 (m, 3H), 7.69-7.74 (m, 1H), 7.79 (d, 1H, $J = 8.16$ Hz), 8.10 (d, 1H, $J = 8.52$ Hz), 8.30 (d, 1H, $J = 2.04$ Hz), 9.0 (d, 1H, $J = 2.08$ Hz); ^{13}C NMR δ 86.9, 92.9, 117.8, 122.9, 127.5, 127.6, 127.9, 128.8, 129.1, 129.7, 130.4, 132.1, 138.6, 147.1, 152.4; MS (m/e) 229 (M^+), 200, 175, 150, 126, 114, 101, 88, 75, 50.

2-(Phenylethynyl)thiophene (28). Colorless crystals, mp. 49-50 °C (ref.⁴⁹ mp. 49-51 °C); ^1H NMR (CDCl_3) δ 7.03 (dd, 1H, $J = 5.12, 5.12$ Hz), 7.30-7.32 (m, 2H), 7.36-7.40 (m, 3H), 7.54-7.57 (m, 2H); ^{13}C NMR δ 82.9, 93.4, 123.2, 123.6, 127.4, 127.6, 128.6, 128.7, 131.7, 132.2; MS (m/e) 184 (M^+), 152, 139, 126, 113, 92, 79, 63, 45.

2-Phenylbenzo[*b*]furan (32). White powder, mp. 117-118°C (ref.⁵⁰ mp. 118-120°C); ^1H NMR (CDCl_3) δ 7.03 (s, 1H), 7.22-7.38 (m, 3H), 7.44-7.48 (m, 2H), 7.53-7.60 (m, 2H), 7.88 (dd, 2H, $J = 7.2, 1.36$ Hz); ^{13}C NMR δ 101.6, 111.5, 121.2, 123.3, 124.6, 125.3, 128.9, 129.1, 130.8, 132.8, 155.2, 156.3; MS (m/e) 194 (M^+), 165, 139, 115, 97, 82, 69.

5-Chloro-2-phenylbenzo[*b*]furan (33). Yellowish crystals, mp. 154-156°C (ref.⁵⁰ mp. 155-157°C); ^1H NMR (CDCl_3) δ 6.96 (s, 1H), 7.23 (dd, 1H, $J = 8.68, 2.12$ Hz), 7.36-7.48 (m, 4H), 7.55 (d, 1H, $J = 2$ Hz), 7.85 (d, 2H, $J = 8.64$ Hz); ^{13}C NMR δ 101.1, 112.5, 120.7, 124.7, 125.4, 128.8, 129.2, 129.3, 130.3, 130.9, 153.6, 157.7. MS (m/e) 228 (M^+), 199, 165, 139, 114, 82, 69.

Acknowledgements

This work was supported by the DFG (Ki 397 / 6-1). K. M. Dawood is deeply indebted to the Alexander-von-Humboldt Foundation for granting him a postdoctoral fellowship (AGY1113724STP). We thank U. Kunz (Technical University of Clausthal) for providing us with polymer glass composite material.

References

1. Reviews on immobilized catalysts: (a) Kirschning, A., Ed., *Immobilized Catalysts In Top. Curr. Chem.* **2004**, Vol. 242. (b) Solodenko, W.; Frenzel, T.; Kirschning, A. In *Polymeric Materials in Organic Synthesis and Catalysis*, Buchmeiser, M. R.; Ed., Wiley-VCH; Weinheim, **2003**, pp 201-240. (c) Clapham, B.; Reger, T. S.; Janda, K. D. *Tetrahedron* **2001**, 57, 4637. (d) Gladysz, J. A. *Chem. Rev.* **2002**, 102, 3215. (e) McNamara, C. A.; Dixon, M. J.; Bradley, M. *Chem. Rev.* **2002**, 102, 3275.
2. Blaser, H.-U. *Chem. Commun.* **2003**, 293 (b) Blaser, H.-U.; Siegrist, U.; Steiner, H. M. in *Fine Chemicals through Heterogeneous Catalysis*, Sheldon, R.A.; van Bekkum H., Eds., Wiley-VCH; Weinheim, **2001**, 389. (c) Schöning, K.U.; End, N. In *Immobilized Catalysts*, Kirschning, A., Ed., *Top. Curr. Chem.* **2004**, 242, pp. 241-273 and 273-319; (d) Blaser, H.-U.; Indolese, A.; Naud, F.; Nettekoven, U.; Schnyder, A. *Adv. Synth. Catal.* **2004**, 346, 1583.
3. Reviews on microwave assisted synthesis: (a) Cablewski, T.; Faux, A. F.; Strauss, C. R. *J. Org. Chem.* **1994**, 59, 3408. (b) *Microwaves in Organic Synthesis*, Loupy, A., Ed., Wiley-VCH; Weinheim, **2002**. (c) Kappe, C. O. *Curr. Opin. Chem.Biol.* **2002**, 6, 314. (d) Desai, B.; Kappe, C. O. In *Immobilized Catalysts*, Kirschning, A., Ed., *Top. Curr. Chem.* **2004**, 242, pp 177-208. (e) Kappe, C. O. *Angew. Chem. Int. Ed.* **2004**, 43, 6250. (f) Hoz, A.; Ortiz, A. D.; Moreno, A. *Chem. Soc. Rev.* **2005**, 34, 164.
4. (a) Solodenko, W.; Schön, U.; Messinger, J.; Glinschert, A.; Kirschning, A. *Synlett* **2004**, 1699. (b) Erdelyi, M.; Gogoll, A. *J. Org. Chem.* **2003**, 68, 6431. (c) Organ, M. G.; Mayer, S.; Lepifre, F.; N'Zemba, B.; Khatri, J. *Mol. Div.* **2003**, 2-4, 211.
5. (a) Solodenko, W.; Brochwitz, C.; Wartchow, R.; Hashem, Md. A.; Dawood, K. M.; Vaultier, M.; Kirschning, A. *Mol. Div.* **2005**, 9, 333. (b) Dawood, K.M.; Kirschning, A. *Tetrahedron* **2005**, 61, 12121.
6. For reviews on the palladium-catalyzed Mizoroki-Heck cross-coupling reaction, see: (a) Crisp, G. T. *Chem. Soc. Rev.* **1998**, 27, 427. (b) Diederich, F.; Stang, J. P. *Metal-Catalyzed Cross-coupling Reactions*, Wiley-VCH; Weinheim, 1998. (c) Bourissou, D.; Guerret, O.; Gabbai, F. P.; Bertrand, G. *Chem. Rev.* **2000**, 100, 39. (d) Dupont, J.; M. Pfeffer, M.; Spencer, J. *Eur. J. Inorg. Chem.* **2001**, 1971. (e) Miyaura, N. *Cross-Coupling Reaction*, Springer; Berlin, 2002. (f) Hegedus L. S. In *Organometallics in Synthesis*, Schlosser, M., Ed., J. Wiley & Sons: Chichester, 2002, p 1123. (g) van der Boom, M. E.; Milstein, D. *Chem. Rev.* **2003**, 103, 1759. (h) Dounay, A. B.; Overman, L. E. *Chem. Rev.* **2003**, 103, 2945. (i) Phan, N. T. S.; Van Der Sluys, M.; Jones, C. W. *Adv. Synth. Catal.* **2006**, 348, 609-679.
7. (a) Sonogashira, K. In *Metal-Catalyzed Cross-Coupling Reactions*, Diederich, F.; Stang, P. J., Eds., Wiley-VCH: New York, 1998, Chap. 5. (b) Brandsma, L.; Vasilevsky, S. F.; Verkruijse, H. D. *Application of Transition Metal Catalysts in Organic Synthesis*, Springer-Verlag: Berlin, 1998, Chap. 10. (c) Rossi, R.; Carpita, A.; Bellina, F. *Org. Prep. Proced. Int.*

- 1995, 27, 127. (d) Sonogashira, K. In *Comprehensive Organic Synthesis*, Trost, B. M., Ed., Pergamon: New York, 1991, Vol. 3, Chap. 2.4.
8. (a) Sonogashira, K.; Tohda, Y.; Hagihara, N. *Tetrahedron Lett.* **1975**, 4467. (b) Nicolaou, K. C.; Ladduwahetty, T.; Taffer, I. M.; Zipkin, R. E. *Synthesis* **1986**, 344. (c) Shiga, F.; Yasuhara, A.; Uchigawa, D.; Kondo, Y.; Sakamoto, T.; Yamanaka, H. *Synthesis* **1992**, 746. (d) Graham, A. E.; McKerrecher, D.; Davies, D. H.; Taylor, R. J. K. *Tetrahedron Lett.* **1996**, 37, 7445. (e) Miller, M. W.; Johnson, C. R. *J. Org. Chem.* **1997**, 62, 1582.
9. Farina, V. *Adv. Synth. Catal.* **2004**, 346, 1553. (b) Dupont, J.; Consorti, C. S.; Spencer, J. *Chem. Rev.* **2005**, 105, 2527.
10. Nowotny, M.; Hanefeld, U.; van Koningsveld, H.; Maschmeyer, T. *Chem. Commun.* **2000**, 1877.
11. C.-A. Lin, C.-A.; Luo, F.-T. *Tetrahedron Lett.* **2003**, 44, 7565.
12. (a) Bergbreiter, D. E.; Osburn, P. L.; Liu, Y.-S. *J. Am. Chem. Soc.* **1999**, 121, 9531. (b) Bergbreiter, D. E.; Osburn, P. L.; Frels, J. D. *J. Am. Chem. Soc.* **2001**, 123, 11105. (c) Bergbreiter, D. E.; Osburn, P. L.; Frels, J. D. *Adv. Synth. Catal.* **2005**, 347, 172.
13. Mehnert, C. P.; Ying, J. Y. *J. Chem. Soc., Chem. Commun.* **1997**, 2215. (b) Mehnert, C. P.; Weaver, D. W.; Ying, J. Y. *J. Am. Chem. Soc.* **1998**, 120, 12289. (c) Tsai, F.-Y.; Wu, C.-L.; Mou, C.-Y.; Chao, M.-C.; Lin, H.-P.; Liu, S.-T. *Tetrahedron Lett.* **2004**, 45, 7503.
14. Gonthier, E.; Breinbauer, R. *Synlett* **2003**, 1049.
15. Tyrell, E.; Al-Saadri, A.; Millet, J. *Synlett* **2005**, 487.
16. (a) Leadbeater, N. E.; Tominack, B. J. *Tetrahedron Lett.* **2003**, 44, 8653. (b) Li, J.-H.; Zhang, X.-D.; Xie, Y.-X. *Synthesis* **2005**, 804. (c) Liang, B.; Dai, M.; Chen, J.; Yang, Z. *J. Org. Chem.* **2005**, 70, 391.
17. Bumagin, N. A.; More, P. G.; Beletskaya, I. P. *J. Organomet. Chem.* **1989**, 371, 397.
18. (a) Bradly, D.; Williams, G.; Lombard, H.; Holzapfel, C. W. *Synth. Commun.* **2001**, 31, 2077. (b) Zhao, H.; Cai, M.-Z.; Hu, R.-H.; Song, C.-S. *Synth. Commun.* **2001**, 31, 3665.
19. Mukhopadhyay, S.; Rothenberg, G.; Joshi, A.; Baidossi, M.; Sasson, Y. *Adv. Synth. Catal.* **2002**, 344, 348.
20. Mukhopadhyay, S.; Rothenberg, G.; Joshi, A.; Baidossi, M.; Sasson, Y. *Adv. Synth. Catal.* **2002**, 344, 348.
21. Nájera, C.; Gil-Molto, J.; Karlström, S.; Falvello, L. R. *Org. Lett.* **2003**, 5, 1451.
22. Hou, J.-J.; Yang, L.-R.; Cui, X.-L.; Wu, Y.-J. *Chinese J. Chem.* **2003**, 21, 717.
23. Botella, L.; Nájera, C. *Tetrahedron Lett.* **2004**, 45, 1833.
24. Reviews on the Mizoroki-Heck reaction in aqueous solvents: (a) Heck, R. F. In *Comprehensive Organic Synthesis*; Trost, B. M.; Fleming, I., Eds., Pergamon Press: Oxford, 1991; Vol. 4. (b) De Meijere, A.; Meyer, F. *Angew. Chem., Int. Ed.* **1994**, 33, 2379. (c) Malleron, J.-L.; Fiaud, J.-C.; Legros, J.-Y. *Handbook of Palladium-Catalyzed Organic Reactions*, Academic Press: London, 1997. (d) Anastas, P. T.; Warner, J., Eds., *Green Chemistry: Theory and Practice*, Oxford University Press: New York, 1998. (e) Herrmann, W. A.; Reisinger, C.-P. In *Aqueous-Phase Organometallic Catalysis, Concepts and*

- Applications*, Cornils, B.; Herrmann, W. A., Eds., Wiley-VCH: Weinheim, 1998, pp 382-392; (f) Beleskaya, I. P.; Cheprakov, A. V. *Chem. Rev.* **2000**, *100*, 3009. (g) Withcombe, N.; Hii-Mimi, K. K.; Gibson, S. *Tetrahedron* **2001**, *57*, 7449. (h) Larhed, M.; Hällberg, A. In *Handbook of Organopalladium Chemistry for Organic Synthesis*, Negishi, E.-I.; de Meijere, A., Eds., Wiley: New York, 2002, pp 1133-1178; (i) Littke, A.; Fu, G.. *Angew. Chem., Int. Ed.* **2002**, *41*, 4176.
25. (a) Botella, L.; Nájera, C. *Tetrahedron* **2004**, *60*, 5563. (b) Botella, L.; Nájera, C. *Tetrahedron Lett.*, **2004**, *45*, 1833. (c) Botella, L.; Nájera, C. *J. Org. Chem.* **2005**, *70*, 4360.
26. de Vries, A. H. M.; Mulders, J. M. C. A.; Mommers, J. H. M.; Henderickx, H. J. W.; de Vries, J. G.. *Org. Lett.* **2003**, *5*, 3285. (b) Yu, K.; Sommer, W.; Richardson, J. M.; Weck, M.; Jones, C. W. *Adv. Synth. Catal.* **2005**, *347*, 161.
27. Reetz, M. T.; Westermann, E. *Angew. Chem. Int. Ed.* **2000**, *39*, 165. (b) Zapf, A.; Beller, M. *Chem. Eur. J.* **2001**, *7*, 2908.
28. Li, J.; Mau, A. W.-H.; Strauss, C. R. *Chem. Commun.* **1997**, 1275. (b) Djakovitch, L.; Koehler, K. *J. Mol. Catal. A: Chemical* **1999**, *142*, 275. (c) Gruendemann, S.; Albrecht, M.; Loch, J. A.; Faller, J. W.; Crabtree, R. H. *Organometallics* **2001**, *20*, 5485. (d) Loch, J. A.; Albrecht, M.; Peris, E.; Mata, J.; Faller, J. W.; Crabtree, R. H. *Organometallics* **2002**, *21*, 700.
29. Boehm, V. P. W.; Herrmann, W. A. *Eur. J. Org. Chem.* **2000**, *22*, 3679. (b) Hundertmark, T.; Littke, A. F.; Buchwald, S. L.; Fu, G. C. *Org. Lett.* **2000**, *2*, 1729. (c) Eckhardt, M.; Fu, G. C. *J. Am. Chem. Soc.* **2003**, *125*, 13642.
30. Siemsen, P.; Livingston, R. C.; Diederich, F. *Angew. Chem., Int. Ed.* **2000**, *39*, 2632. (b) Rossi, R.; Carpita, A.; Bigelli, C. *Tetrahedron Lett.* **1985**, *26*, 523. (c) Liu, Q.; Burton, D. J. *Tetrahedron Lett.* **1997**, *38*, 4371. (d) Liao, Y.; Fathi, R.; Reitman, M.; Zhang, Y.; Yang, Z. *Tetrahedron Lett.* **2001**, *42*, 1815. (e) Brase, S.; Gil, C.; Knepper, K. *Bioorg. Med. Chem.* **2002**, *10*, 2415. (f) Elangovan, A.; Wang, Y.-H.; Ho, T.-I. *Org. Lett.* **2003**, *5*, 1841.
31. Tzschucke, C. C.; Markert, C.; Glatz, H.; Bannwarth, W. *Angew. Chem. Int. Ed.* **2002**, *41*, 4500.
32. (a) Walker, J. A.; Rossen, K.; Reamer, R. A.; Volante, R. P.; Reider, P. J. *Tetrahedron Lett.* **1999**, *40*, 4917. (b) Ganzalez, A. G.; Barrera, J. B.; Yanes, A. C.; Diaz, J. G.; Rodriguez, E. M. *Phytochemistry* **1989**, *28*, 2520. (c) Carvalho, C. F.; Sargent, M. V. *J. Chem. Soc., Perkin Trans. 1* **1984**, 1605.
33. Vinh, T. K.; Ahmadi, M.; Delgado, P. O. L.; Prerez, S. F.; Walters, H. M.; Smith, H. J.; Nicholls, P. J.; Simons, C. *Bioorg. Med. Chem. Lett.* **1999**, *9*, 2105. (b) Tomaszewski, Z.; Johnson, M. P.; Haung, X.; Nichols, D. E. *J. Med. Chem.* **1992**, *35*, 2061. (c) Ellingboe, J. W.; Alessi, T. R.; Dolak, T. M.; Nguyen, T. T.; Tomer, J.D.; Guzzo, F.; Bagli, J.F.; McCaleb, M.L. *J. Med. Chem.* **1992**, *35*, 1176.
34. Larock, R. C. Palladium-Catalyzed Annulation of Alkynes, *Top. Organomet. Chem.*, **2005**, *14*, pp 147–182.

35. Copper-free Sonogashira cross coupling reactions of aryl iodides involving phosphine ligands was also performed with homogeneous palladium(II)-catalysts: (a) Kundu, N. G.; Pal, M.; Mahanty, J. S.; Dasgupta, S. K. *J. Chem. Soc., Chem. Commun.* **1992**, 41. (b) Kundu, N. G.; Pal, M.; Mahanty, J. S.; De, M. *J. Chem. Soc., Perkin Trans. 1* **1997**, 2815. (c) Bates, C. G.; Saejueng, P.; Murphy, J. M.; Venkataraman, D. *Org. Lett.* **2002**, 4, 4727. (d) Hu, Y.; Nawoschik, K.J.; Liao, Y.; Ma, J.; Fathi, R.; Yang, Z. *J. Org. Chem.* **2004**, 69, 2235.
36. (a) Torii, S.; Xu, L. H.; Okumoto, H. *Synlett*, **1992**, 515. (b) Aquila, B. M. *Tetrahedron Lett.* **1997**, 38, 2795. (c) Fancelli, D.; Fagnola, M. C.; Severino, D.; Bedeschi, A. *Tetrahedron Lett.* **1997**, 38, 2311. (d) Botta, M.; Corelli, F.; Gasparrini, F.; Messina, F.; Mugnaini, C. *J. Org. Chem.* **2000**, 65, 4736. (e) Dai, W.-M.; Lai, K. W. *Tetrahedron Lett.* **2002**, 43, 9377. (f) Pal, M.; Subramanian, V.; Yeleswarapu, K. R. *Tetrahedron Lett.* **2003**, 44, 8221. (g) Uozumi, Y.; Kobayashi, Y. *Heterocycles* **2003**, 59, 71.
37. Li, G. Y.; Zheng, G.; Noonan, A. F. *J. Org. Chem.* **2001**, 66, 8677. (b) Herrmann, W. A.; Brossmer, C.; Reisinger, C.-P.; Riermeier, T. H.; Ofele, K.; Beller, M. *Chem. Eur. J.* **1997**, 3, 1357.
38. Bull, S. D.; Davies, S. G.; Fox, D. J.; Gianotti, M.; Kelly, P. M.; Pierres, C.; Savory, E. D.; Smith, A. D. *J. Chem. Soc. Perkin Trans. 1* **2002**, 1858.
39. Lautens, M.; Mancuso, J.; Grover, H. *Synthesis* **2004**, 2006.
40. (a) Denmark, S. E.; Wang, Z. *Org. Lett.* **2001**, 3, 1073. (b) Bezou, P.; Hilberer, A.; Hadziioannou, G. *Synthesis* **1996**, 449.
41. Arterburn, J. B.; Corona, C.; Rao, K. V.; Carlson, K. E.; Katzenellenbogen, J. A. *J. Org. Chem.* **2003**, 68, 7063.
42. Giam, C. S. *J. Org. Chem.* **1981**, 46, 4885.
43. Ishikura, M.; Oda, I.; Terashima, M. *Heterocycles* **1985**, 23, 2375.
44. Loader, C. E.; Timmons, C. J. *J. Chem. Soc., C*, **1968**, 330.
45. Sees, E. J.; Wilson, C. V. *J. Org. Chem.* **1961**, 26, 5243.
46. Thorand, S.; Krause, N. *J. Org. Chem.* **1998**, 63, 8551.
47. Mori, Y.; Seki, M. *J. Org. Chem.* **2003**, 68, 1571.
48. Elangovan, A.; Yang, S.-W.; Lin, J.-H.; Kao, K.-M.; Ho, T.-I. *Org. Biomol. Chem.* **2004**, 2, 1597.
49. Katritzky, A. R.; Abdel-Fattah, A. A. A.; Wang, M. *J. Org. Chem.* **2002**, 67, 7526.
50. (a) Bates, C. G.; Saejueng, P.; Murphy, J. M.; Venkataraman, D. *Org. Lett.* **2002**, 4, 4727. (b) Deschamps-Vallet, C.; Ilotse, J.; Meyer-Dayana, M.; Motho, D. *Tetrahedron Lett.* **1979**, 1109