

Synthesis of oxo analogs of Lamotrigine and related compounds¹

Jan Hlaváč,* Roman Buchtík, Jan Slouka, Pavel Hradil, and Iveta Wiedermannová

Department of Organic Chemistry, Palacký University, Tr. Svobody 8, CZ-771 46 Olomouc, Czech Republic.

E-mail: hlavac@prfnw.upol.cz

(received 15 Sep 02; accepted 24 Mar 03; published on the web 09 Apr 03)

Abstract

Lamotrigine oxoanalog **8** was prepared using 5-(2-amino-5,6-dichlorophenyl)-6-azauracil **3** as starting compound. A series of 5-(2,3-dichlorophenyl)-6-azauracil derivatives **9–12** with additional substituents in the benzene ring were synthesized as well. The conversion of hydrazone **13** to derivative **14** containing two 6-azauracil rings is also described.

Keywords: Lamotrigine analogs, 6-azauracils, isatin semicarbazone recyclization

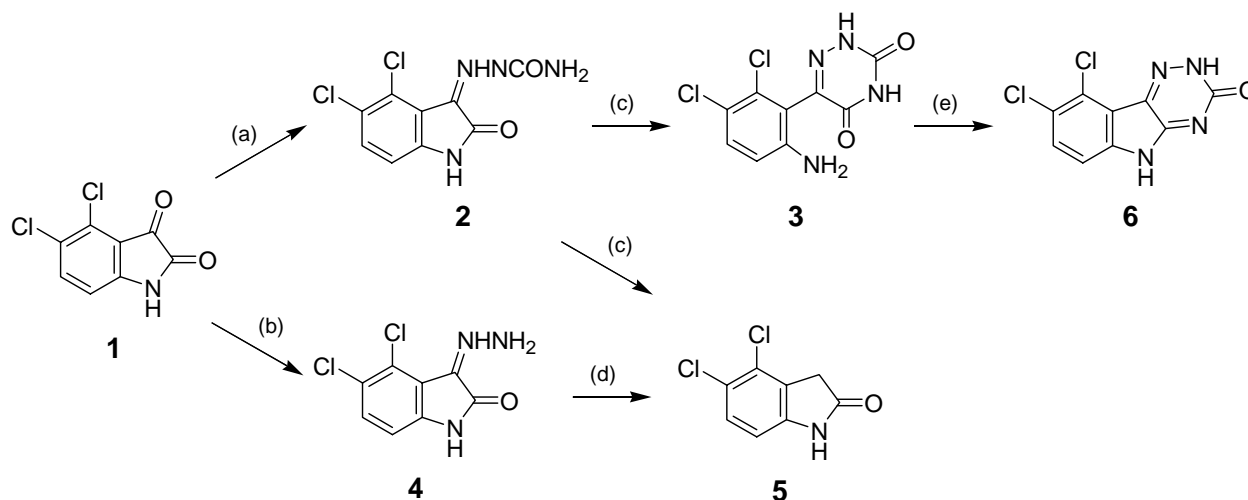
Introduction

In the search of new biologically active compounds a common method is the structural modification of compounds with well established activity.² With respect to the anticonvulsant Lamotrigine, i.e. 3,5-diamino-6-(2,3-dichlorophenyl)-[1,2,4]triazine,^{3,4} only analogs with varied substituents in the benzene ring have been prepared up to now.⁵ In continuation of our studies on heterocyclic N-H acids with potential biological activity,⁶⁻⁸ we focus in this communication on analogs of Lamotrigine with modifications of the heterocyclic moiety.

Results and Discussion

For the synthesis of the Lamotrigine analog **8** and its halogenated derivatives, 5-(2-amino-5,6-dichlorophenyl)-6-azauracil **3** served as key intermediate; it was prepared by a two step synthesis starting from 4,5-dichloroisatin **1** (Scheme 1): Condensation with semicarbazide hydrochloride yielded the semicarbazone **2**; boiling of **2** in aqueous sodium hydroxide solution afforded the [1,2,4]triazine-3,5-dione derivative **3**. During the alkali-induced cyclization process the semicarbazone **2** was also hydrolysed to 4,5-dichloro-1*H*-indole-2,3-dione 3-hydrazone (**4**), which in turn, underwent immediate Wolff-Kishner reduction affording 4,5-dichloro-1,3-dihydro-2*H*-indol-2-one (**5**). The course of this reaction was proved by an independent synthesis of indol-2-

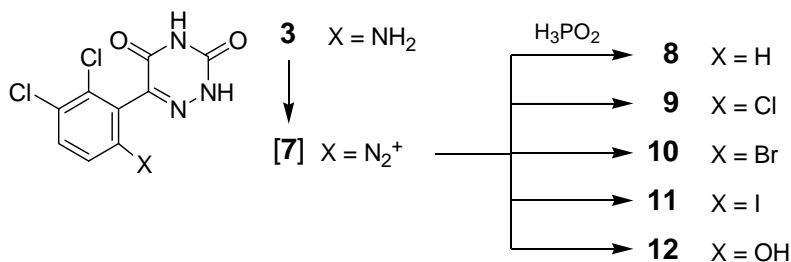
one **5** employing hydrazone **4**, which was easily obtained by condensation of 4,5-dichloroisatin (**1**) with hydrazine. Heating of compound **3** in acetic acid brought about cyclocondensation to 8,9-dichloro-2,5-dihydro-3*H*-[1,2,4]triazino[5,6-*b*]indol-3-one (**6**). Attempts to convert the semicarbazone **2** into derivative **6** by thermal or acetic acid-induced cyclization failed.



Scheme 1. (a) H₂NNHCONH₂•HCl, AcOH, reflux; (b) H₂NNH₂•H₂O, AcOH, reflux; (c) (1) NaOH, reflux; (2) AcOH; (d) (1) NaOH; (2) HCl; (e) AcOH, reflux.

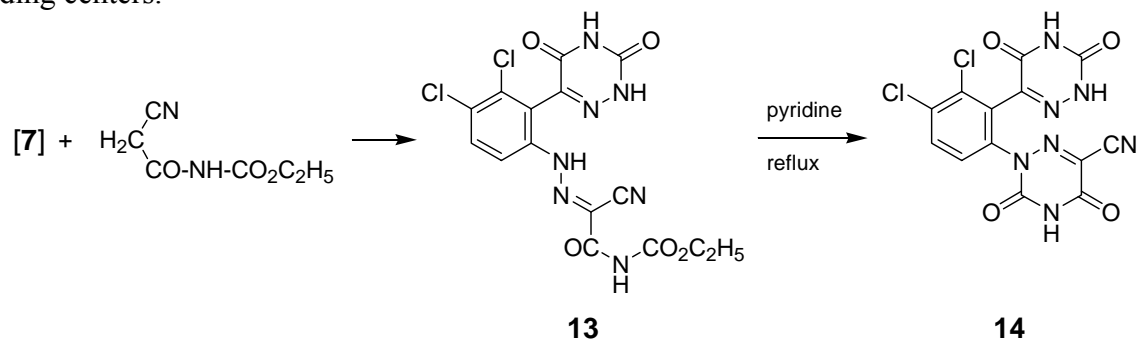
Triazine **3** was diazotated in hydrochloric or sulfuric acid without any problem. The resultant diazonium salt **7** when treated with hypophosphorous acid eliminated dinitrogen and led to 5-(2,3-dichlorophenyl)-6-azauracil (**8**).

Sandmeyer reaction of the diazonium salt **7** with cuprous chloride or cuprous bromide afforded 5-(2,3,6-trichlorophenyl)-6-azauracil (**9**) and 5-(2-bromo-5,6-dichlorophenyl)-6-azauracil (**10**), respectively (Scheme 2). The diazonium salt **7**, when treated with potassium iodide, gave 5-(5,6-dichlorophenyl-2-iodo)-6-azauracil (**11**). Diazotation in sulfuric acid solution with subsequent boiling yielded 5-(2,3-dichloro-6-hydroxyphenyl)-6-azauracil (**12**).



Scheme 2

The coupling reaction of diazonium salt **7** with ethyl cyanoacetylcarbamate afforded ethyl 2-cyano-2-[[3,4-dichloro-2-(3,5-dioxo-2,3,4,5-tetrahydro[1,2,4]triazin-6-yl)phenyl]hydrazono]-ethanoylcarbamate (**13**). Upon boiling in pyridine **13** underwent cyclization to 2-[3,4-dichloro-2-(3,5-dioxo-2,3,4,5-tetrahydro[1,2,4]triazin-6-yl)phenyl]-3,5-dioxo-2,3,4,5-tetrahydro[1,2,4]triazine-6-carbonitrile (**14**) (Scheme 3); this compound is interesting in view of possible interactions involving intermolecular hydrogen bonds with substrates containing two bonding centers.



Scheme 3

In summary, the 6-azauracil derivatives **8–12** could be interesting from the viewpoint of biological activity, e.g. exhibiting anticoccidial^{9,10} or herbicidal activity.¹¹

Experimental Section

General Procedures. Melting points were determined on a Boetius stage. Infrared spectra (KBr disks) were taken with an ATI Unicam Genesis FTIR instrument. NMR spectra of solutions in DMSO-*d*₆ (TMS as internal standard) were measured on Avance 300 (Bruker 300 MHz). Mass spectrometric experiments were performed using an LCQ ion trap mass spectrometer (Thermo Finnigan, San Jose, CA) equipped with electrospray ionization. Mass spectra were measured in the negative ion mode (spray voltage -5.0 kV). The sample solutions (approximately 10 μ g/mL methanol) were directly introduced into the ion source with a flow rate of 5 μ L/min. Elemental analyses were obtained with an EA 1108 Elemental Analyzer (Fison Instrument).

4,5-Dichloro-1*H*-indole-2,3-dione 3-semicarbazone (2**).** 4,5-Dichloroisatin (**1**)¹² (1.00 g, 5 mmol) was dissolved in boiling acetic acid (50 mL), and a solution of semicarbazide hydrochloride (0.60 g, 5 mmol) in water (10 mL) was added. The mixture was stirred and boiled for 10 min. After cooling the solid formed was filtered off, washed with acetic acid followed with water. The dried, product was recrystallized from acetic acid affording yellow crystals **2** (0.95 g, 75 %); mp 318–323 °C (ethanol). IR (KBr): $\tilde{\nu}$ 3466 (NH), 3288 (NH), 1715 cm⁻¹ (C=O); ¹H NMR (300 MHz, DMSO-*d*₆): δ 6.95 (1H, d, $J = 7$ Hz, H_{arom}), 7.18 (2H, s, NH₂), 7.57

(1H, d, $J = 7$ Hz, H_{arom}), 11.49 (1H, s, NH), 12.09 (1H, s, NH). MS: m/z 271 ($M-H^+$). Anal. Calcd. for $C_9H_6Cl_2N_4O_2$ (273.08): C, 39.59, H, 2.21; N, 20.52. Found: C, 39.76; H, 1.77; N, 20.09.

6-(6-Amino-2,3-dichlorophenyl)[1,2,4]triazine-3,5(2H,4H)-dione (3). Semicarbazone **2** (2.00 g, 7.3 mmol) was dissolved in a boiling solution of sodium hydroxide (1M, 100 mL). This mixture was boiled for 3 h and after cooling was acidified with acetic acid. The resulting solid was immediately filtered off, washed with water and dried affording the yellow solid **3** (1.19 g, 59%); mp above 360 °C (ethanol). IR (KBr): $\tilde{\nu}$ 3407 (NH), 3055 ($C-H_{\text{arom}}$), 1746 cm^{-1} (CO); 1H NMR (300 MHz, DMSO- d_6): δ 5.69 (2H, s, NH_2), 6.67 (1H, d, $J = 7$ Hz, H_{arom}), 7.32 (1H, d, $J = 7$ Hz, H_{arom}), 12.11 (1H, s, NH), 12.49 (1H, s, NH). Anal. calcd. for $C_9H_6Cl_2N_4O_2$ (273.08): C, 39.59; H, 2.21; N, 20.52. Found: C, 39.72; H, 1.97; N, 20.22.

4,5-Dichloro-1H-indole-2,3-dione 3-hydrazone (4). 4,5-Dichloroisatin¹² (0.10 g, 0.5 mmol) was dissolved in boiling acetic acid (5 mL). To this solution was added hydrazine hydrate (80%, 0.5 mL, 10 mmol). The precipitated solid was filtered off, washed with acetic acid and water and then dried to give the yellow solid **4** (0.95 g, 90%); mp 270–271 °C (ethanol). IR (KBr): $\tilde{\nu}$ 3389 (NH), 3226 (NH), 1693 cm^{-1} (CO); 1H NMR (300 MHz, DMSO- d_6): δ 6.85 (1H, d, $J = 8$ Hz, H_{arom}), 7.36 (1H, d, $J = 8$ Hz, H_{arom}), 10.10 (1H, d, $J = 15$ Hz, NH_2), 11.03 (1H, br s, NH). Anal. calcd. for $C_8H_5Cl_2N_3O$ (230.05): C, 41.77; H, 2.19; N, 18.27. Found: C, 41.21; H, 1.64; N, 17.87.

4,5-Dichloro-1,3-dihydro-2H-indol-2-one (5).

Method 1. Hydrazone **4** (0.50 g, 2 mmol) was dissolved in a solution of sodium hydroxide (10%, 50 mL). The mixture was boiled for 1 h. After cooling the mixture was acidified with hydrochloric acid to pH 2. The pink solid **5** was filtered off and dried (0.30 g, 68%).

Method 2. Semicarbazone **2** (2.00 g, 7.3 mmol) was dissolved in a boiling solution of sodium hydroxide (1M, 100 mL). This mixture was boiled for 3 h and after cooling was acidified with acetic acid. The resulting compound **3** was immediately filtered off; the filtrate left to stand for two days and the resulting solid was filtered off, washed with water and dried affording the slightly yellow solid **5** (0.47 g, 32%); mp (ethanol) 245–246 °C. IR (KBr): $\tilde{\nu}$ 3205 (NH), 1717 cm^{-1} (CO). 1H NMR (300 MHz, DMSO- d_6): δ 3.56 (2H, s, CH_2), 6.75 (1H, d, $J = 8$ Hz, H_{arom}), 7.42 (1H, d, $J = 8$ Hz, H_{arom}), 10.62 (1H, s, NH). Anal. calcd. for $C_8H_5Cl_2NO$ (202.04): C, 47.56; H, 2.49; N, 6.93. Found: C, 47.74; H, 2.37; N, 6.95.

8,9-Dichloro-2,5-dihydro-3H-[1,2,4]triazino[5,6-*b*]indol-3-one (6). Triazine **3** (0.95 g, 4 mmol) was dissolved in acetic acid (100 mL). The mixture was boiled for one h. The solid formed was filtered off, washed with water and dried yielding the yellow solid **6** (0.79 g, 89%); mp >360 °C (ethanol). IR (KBr): $\tilde{\nu}$ 1649 (CO), 1596 cm^{-1} (NH). 1H NMR (300 MHz, DMSO- d_6): δ 7.28 (1H, d, $J = 9$ Hz, H_{arom}), 7.71 (1H, d, $J = 9$ Hz, H_{arom}), 12.19 (1H, s, NH), 13.23 (1H, s, NH). Anal. calcd. for $C_9H_4Cl_2N_4O$ (255.06): C, 42.38; H, 1.58; N, 21.97. Found: C, 42.43; H, 1.49; N, 21.84.

6-(2,3-Dichlorophenyl)[1,2,4]triazine-3,5(2H,4H)-dione (8). Derivative **3** (0.15 g, 0.6 mmol) was dissolved in sodium hydroxide (10%, 5 mL) with heating. After cooling sodium nitrite (62 mg, 0.8 mmol) was added, and the mixture was cooled in an ice bath to 5 °C. This solution was added dropwise to an ice cold mixture of hydrochloric acid (3.5 mL) and water (3.5 mL). The

mixture was stirred for 15 min and hypophosphorous acid (50%, 0.37 mL) was added. The mixture was left at room temperature over night. The formed solid was filtered off, washed with water and dried affording the white solid **8** (133 mg, 93.7%); mp 235–240 °C (ethanol). IR (KBr): $\tilde{\nu}$ 3432 (NH), 1746 cm^{-1} (CO); ^1H NMR (300 MHz, DMSO- d_6): δ 7.45 (2H, m, H_{arom}), 7.74 (1H, m, H_{arom}), 12.21 (1H, s, NH), 12.58 (1H, s, NH). Anal. calcd. for $\text{C}_9\text{H}_5\text{Cl}_2\text{N}_3\text{O}_2 \cdot \text{H}_2\text{O}$ (276.08): C, 39.16; H, 2.56; N, 15.22. Found: C, 39.68; H, 2.03; N, 14.92.

6-(2,3,6-Trichlorophenyl)[1,2,4]triazine-3,5(2H,4H)-dione (9). Triazine **3** (227 mg, 0.8 mmol) was dissolved sodium hydroxide (10%, 5 mL) with heating. After cooling sodium nitrite (64 mg, 0.9 mmol) was added, the resultant mixture was cooled in an ice bath to 5 °C and added dropwise to an ice cold mixture of hydrochloric acid (2.5 mL), water (2.5 mL) and toluene (2.5 mL). After stirring for 15 min the resulting diazonium salt solution was carefully added to a solution of Cu_2Cl_2 (100 mg, 0.5 mmol) in hydrochloric acid (37%, 8 mL) and water (8 mL). The mixture was stirred at room temperature overnight. The formed white solid was filtered off, washed with water and dried yielding the white solid **9** (199 mg, 81.9%); mp 335–337 °C (ethanol). IR (KBr): $\tilde{\nu}$ 3057 (C- H_{arom}), 1699 cm^{-1} (CO); ^1H NMR (300 MHz, DMSO- d_6): δ 7.71 (1H, d, $J = 7$ Hz, H_{arom}), 7.88 (1H, d, $J = 7$ Hz, H_{arom}), 12.61 (1H, s, NH), 12.96 (1H, s, NH). Anal. calcd. for $\text{C}_9\text{H}_4\text{Cl}_3\text{N}_3\text{O}_2$ (292.51): C, 36.96; H, 1.38; N, 14.37. Found: C, 37.02; H, 1.68; N, 13.82.

6-(6-Bromo-2,3-dichlorophenyl)[1,2,4]triazine-3,5(2H,4H)-dione (10). This compound was prepared analogously to the previous one employing a solution of Cu_2Br_2 (143 mg, 0.5 mmol) in of hydrobromic acid (48%, 5 mL) and water (5 mL) affording the white solid **10** (243 mg, 86.8%); mp 355–357 °C (ethanol). IR (KBr): $\tilde{\nu}$ 3244 (NH), 3055 (C- H_{arom}), 1698 cm^{-1} (CO); ^1H NMR (300 MHz, DMSO- d_6): δ 7.76 (2H, m, H_{arom}), 12.49 (1H, s, NH), 12.84 (1H, s, NH). Anal. calcd. for $\text{C}_9\text{H}_4\text{BrCl}_2\text{N}_3\text{O}_2$ (336.96): C, 32.08; H, 1.20; N, 12.47. Found: C, 31.86; H, 1.09; N, 12.33.

6-(2,3-Dichloro-6-iodophenyl)[1,2,4]triazine-3,5(2H,4H)-dione (11). Triazine **3** (196 mg, 0.7 mmol) was dissolved in NaOH (10%, 2 mL), and sodium nitrite (54 mg, 0.8 mmol) was added. The mixture was cooled in an ice bath and slowly added to an ice cold mixture of hydrochloric acid (2 mL) and water (5 mL). The mixture was stirred for 15 min. To the resulting diazonium salt solution was added a solution of potassium iodide (130 mg, 0.8 mmol) in water (2 mL). The next day the resulting solid was filtered off, washed with water and dried furnishing the pink solid **11** (251 mg, 91%); mp above 360 °C (ethanol). IR (KBr): $\tilde{\nu}$ 3049 (C- H_{arom}), 1699 cm^{-1} (CO); ^1H NMR: (300 MHz, DMSO- d_6): δ 7,60 (1H, d, $J = 7$ Hz, H_{arom}), 8,00 (1H, d, $J = 7$ Hz, H_{arom}), 12.60 (1H, s, NH), 12.93 (1H, s, NH). Anal. calcd. for $\text{C}_9\text{H}_4\text{Cl}_2\text{IN}_3\text{O}_2$ (383,96): C, 28.15; H, 1.05; N, 10.93. Found: C, 28.51; H, 1.15; N, 11.13.

6-(2,3-Dichloro-6-hydroxyphenyl)[1,2,4]triazine-3,5(2H,4H)-dione (12). Triazine **3** (150 mg, 0.6 mmol) was dissolved in NaOH (10%, 5 mL) with heating. After cooling sodium nitrite (60 mg, 0.8 mmol) was added, the mixture was cooled in an ice bath to 5 °C, it was added dropwise to the cold solution of sulfuric acid (96%, 3.5 mL) and water (3.5 mL), and stirring in an ice bath was continued for 15 min. The mixture was filtered and boiled for 30 min. The resulting solid was filtered off, washed with water and dried yielding the orange solid **12** (120 mg, 80%); mp

314–319 °C (ethanol). IR (KBr): $\tilde{\nu}$ 3299 (NH), 3037 (NH), 1741 cm^{-1} (CO). Anal. calcd. for $\text{C}_9\text{H}_5\text{Cl}_2\text{N}_3\text{O}_3$ (274.06): C, 39.44; H, 1.84; N, 15.33. Found: C, 39.48; H, 1.84; N, 15.05.

Ethyl 2-cyano-2-[[3,4-dichloro-2-(3,5-dioxo-2,3,4,5-tetrahydro[1,2,4]triazin-6-yl)phenyl]-hydrazono]ethanoylcarbamate (13). Triazine **3** (326 mg, 1.2 mmol) was dissolved in KOH (10%, 4 mL) with heating. After cooling sodium nitrite (80 mg, 1.2 mmol) was added, the mixture was cooled in an ice bath and was slowly added to the cold solution of hydrochloric acid (4 mL) and water (10 mL). Stirring was continued for 15 min and the resulting diazonium salt solution was slowly added to a solution kept at 5–10 °C that was prepared by dissolving ethyl cyanoacetylcarbamate (170 mg, 1.1 mmol) in water (53 mL) with heating and subsequent cooling to room temperature followed by addition of sodium acetate (4.00 g, 49 mmol). The combined mixture was left in the refrigerator for three days. The resulting solid was filtered off, washed with water, dried and gave the pink solid **13** (380 mg, 72 %); mp 195 °C (ethanol). IR (KBr): $\tilde{\nu}$ 2757 (CN), 1780 (CO), 1742 cm^{-1} (CO); ^1H NMR (300 MHz, $\text{DMSO}-d_6$): δ 1.30 (3H, t, CH_3), 4.24 (2H, q, CH_2), 7.88 (1H, d, $J = 7$ Hz, H_{arom}), 8.13 (1H, d, $J = 7$ Hz, H_{arom}), 10.75 (1H, s, NH), 11.50 (1H, s, NH), 12.33 (1H, s, NH), 12.75 (1H, s, NH). Anal. calcd. for $\text{C}_{15}\text{H}_{11}\text{Cl}_2\text{N}_7\text{O}_5 \cdot \text{H}_2\text{O}$ (458.22): C, 39.32; H, 2.86; N, 21.40. Found: C, 38.99; H, 2.76; N, 21.33.

2-[3,4-Dichloro-2-(3,5-dioxo-2,3,4,5-tetrahydro[1,2,4]triazin-6-yl)phenyl]-3,5-dioxo-2,3,4,5-tetrahydro[1,2,4]triazine-6-carbonitrile (14). A solution of hydrazone **4** (107 mg, 0.2 mmol) in pyridine (5 mL) was refluxed for 8 h. After pyridine was distilled off the residue was dissolved in Na_2CO_3 (10%, 5 ml), the solution was filtered and acidified with hydrochloric acid. The resulting solid was filtered off, washed with water and dried affording the orange solid **14** (73 mg, 76 %); mp 345–355°C (ethanol). IR (KBr): $\tilde{\nu}$ 3057 (NH), 2241 (CN), 1737 cm^{-1} (CO), 1701 (CO); ^1H NMR (300 MHz, $\text{DMSO}-d_6$): δ 7.70 (1H, d, $J = 7$ Hz, H_{arom}), 8.00 (1H, d, $J = 7$ Hz, H_{arom}), 12.33 (1H, s, NH), 12.67 (1H, s, NH), 13.10 (1H, s, NH). Anal. calcd. for $\text{C}_{13}\text{H}_5\text{Cl}_2\text{N}_7\text{O}_4$ (394.14): C, 39.62; H, 1.28; N, 24.88. Found: C, 39.98; H, 1.36; N, 24.68.

Acknowledgments

Financial support for this work by the Ministry of Education, Youth and Sport of Czech Republic, grant No 15 31 000, and by the Grant Agency of the Czech Republic, grant No CEZ: J 14/98: N7 000 000 8, is gratefully acknowledged.

References

1. Part 7 of the series “Analogues of biologically active compounds”. For the previous paper see: Slouka, J.; Wiedermannova, I.; Frébortová, J.; Hajdúch, M.; Strnad, M. *Acta Univ. Palacki. Olomouc, Fac. Rerum Nat., Chimica* **1999**, *38*, 65. *Chem. Abstr.* **2001**, *134*, 115499.
2. Fischer, J.; Gere, A. *Pharmazie* **2001**, *56*, 675.

3. Baxter, M. G.; Elphick, A. R.; Miller, A. A.; Sawyer, D. A. *Eur. Pat. Appl.* **21**, 121. *Chem. Abstr.* **1981** *94*, 208914.
4. Willmore, L. J. *Expert Review of Neurotherapeutics* **2001**, *1*, 33.
5. Nakada, V.; Lexner, J.; Kaspi, J. *Eur. Pat. Appl. EP* 1,927,873. *Chem. Abstr.* **2001**, *135*, 195578.
6. Hlaváč, J.; Slouka, J.; Hradil, P.; Lemr, K. *J. Heterocycl. Chem.* **2000**, *37*, 115.
7. Wiedermannová, I.; Slouka, J. *J. Heterocycl. Chem.* **2001**, *38*, 1465.
8. Bílek, P.; Slouka, J. *J. Heterocycl. Chem.* in press.
9. Mylari, B. L.; Miller, M. W.; Howes, H. L.; Figdor, S. K.; Lynch J. E.; Koch, R. C. *J. Med. Chem.* **1977**, *20*, 475.
10. Ryley, J. F.; Wilson, R. G.; Betts, M. J. *Parasitology* **1974**, *68*, 69.
11. Lyga, W.J. ACS Symposium Series No. 443, chapter 14: *Synthesis and Chemistry of Agrochemicals II*; ACS; Washington DC; 1991.
12. Baker, B. R.; Schaub, R. E.; Joseph, J. P.; McEvoy, F. J.; Williams, J. H. *J. Org. Chem.* **1952**, *17*, 149.