

DTBB-Catalyzed lithiation of 2,6-bis(chloromethyl)pyridine

Cecilia Gómez, Beatriz Maciá, and Miguel Yus*

*Departamento de Química Orgánica, Facultad de Ciencias, Universidad de Alicante,
Apdo. 99, 03080 Alicante, Spain*

E-mail: yus@ua.es

**Dedicated to Professors José Elguero and Pedro Molina
on the occasion of their 70th and 60th birthdays, respectively
(received 06 Sept 04; accepted 23 Nov 04; published on the web 30 Nov 04)**

Abstract

The DTBB-catalyzed lithiation of 2,6-bis(chloromethyl)pyridine **1** in the presence of various different carbonyl compounds [i-BuCHO, t-BuCHO, Me₂CO, Et₂CO, n-Pr₂CO (CH₂)₄CO, (CH₂)₅CO, and norbornan-2-one] in THF at -90°C gives, after hydrolysis with water at temperatures ranging between -90°C and room temperature, the corresponding dihydroxypyridines **2**. Despite the moderate yields obtained, the reaction can be of synthetic interest owing to the easy isolation and purification of the products **2**, whose preparation is difficult by other methodologies.

Keywords: 2,6-Bis(lithiomethyl)pyridine, TBB-catalyzed lithiation, ridentate ligands, electrophilic substitution

Introduction

2,6-Disubstituted pyridines of type **I** containing two coordinating heteroatoms — one in each arm — are interesting structures for the preparation of organometallic complexes **II** used in catalytic processes.¹ Thus, examples of compounds **II** containing osmium,² zirconium,³ tungsten,³ molybdenum,^{1,4} titanium,^{1,5} zinc,⁶ cobalt,⁶ silicon⁷ and ruthenium⁸ have been reported. In the case of the oxygenated derivatives (Y = O), the corresponding substituted parent compounds have been prepared by successive double deprotonation of 2,6-dimethylpyridine (2,6-lutidine) using n-butyllithium and then further reaction with a carbonyl compound. This method has the problem that after the introduction of the first electrophilic fragment (to give intermediate **III**), the second α -deprotonation (to give intermediate **IV**) competes with the α' -one (to give intermediate **V**), so variable amounts of the corresponding by-product **VI** are produced after hydrolysis, together with the desired product **VII**.^{6b,9} In order to avoid separation

problems, we thought that an alternative route for generating the di-anionic intermediate **VIII** would be a halogen–lithium exchange, starting from the corresponding 2,6-bis(halomethyl)pyridine (Chart 1). Namely, starting from commercially available 2,6-bis(chloromethyl)pyridine (**1**), it would be possible to perform the corresponding lithiation and reaction with a carbonyl compound. However, one problem associated with the benzylic chlorine–lithium exchange is the Wurtz-type coupling of the organolithium intermediate, which is generally the main process.¹⁰ One way to avoid the problem could be to perform the lithiation at low temperature and in the presence of the electrophile (Barbier-type conditions).¹¹ Some years ago, we found that the use of a catalytic amount of an arene makes possible the lithiation of a variety of substrates under very mild reaction conditions.^{12–14} In this paper we describe the application of this methodology to the lithiation of 2,6-bis(chloromethyl)pyridine in the presence of various carbonyl compounds in order to prepare compounds of type **I** with Y = O.

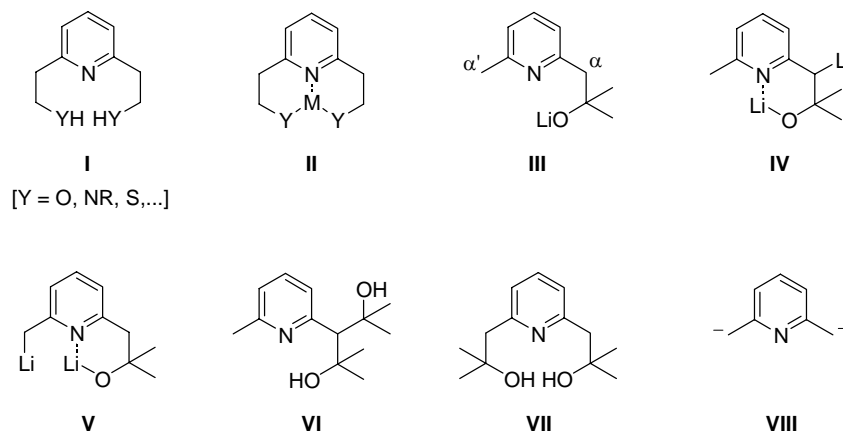
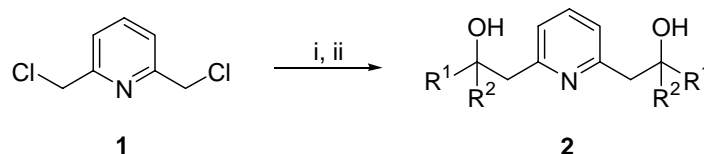


Chart 1. Structures **I** to **VIII**.

Results and Discussion

The reaction of commercially available 2,6-bis(chloromethyl)pyridine (**1**) with an excess of lithium powder (1:7 molar ratio; theoretical ratio 1:4) and a catalytic amount of 4,4'-di-*tert*-butylbiphenyl (DTBB; 1:0.05 molar ratio; 1.25 mol %) in the presence of a carbonyl compound (1:3 molar ratio) in THF at -90°C led, after hydrolysis with water at temperatures between -90°C and room temperature, to the expected diols **2** in moderate yields (Scheme 1 and Table 1). In all cases, the reaction is very clean, compound **2** being contaminated only with the corresponding product of monolithiation **2'** from which chromatographic separation was very simple.



Scheme 1. Reagents and conditions: (i) Li powder, DTBB (1.25 mol %), $R^1R^2CO = i\text{-BuCHO}$, $t\text{-BuCHO}$, Me_2CO , Et_2CO , $n\text{-Pr}_2\text{CO}$ (CH_2)₄CO, (CH_2)₅CO or norbonan-2-one, THF -90°C , 2h; (ii) H_2O , -90°C to rt.

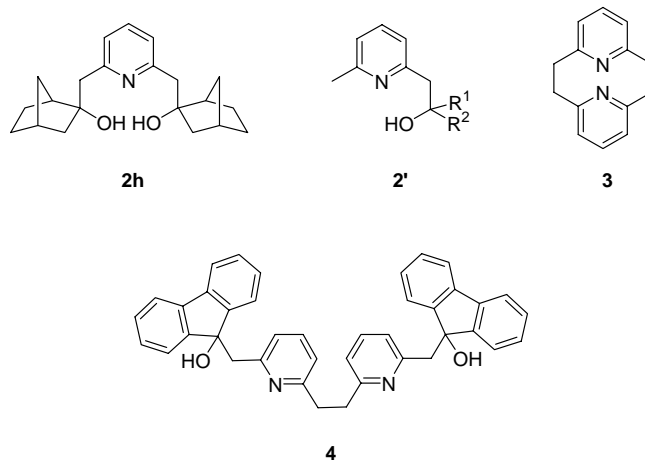
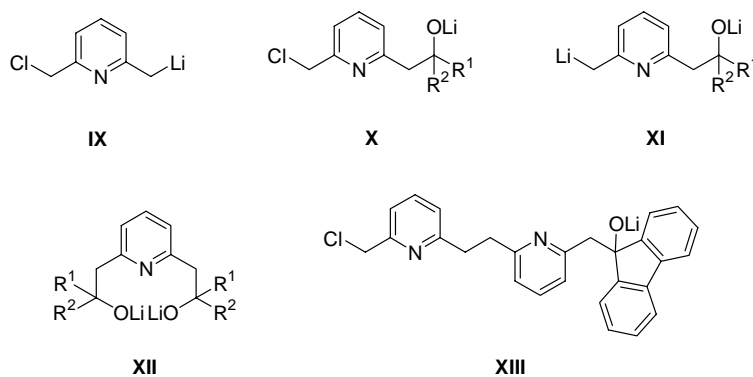
Table 1. Preparation of compounds **2**

Entry	Electrophile	Product ^a	R^1	R^2	Yield (%)
		No.			
1	$i\text{BuCHO}$	2a	H	$i\text{Bu}$	26 ^b
2	$t\text{BuCHO}$	2b	H	$t\text{Bu}$	53 ^b
3	Me_2CO	2c	Me	Me	47
4	Et_2CO	2d	Et	Et	40
5	$n\text{Pr}_2\text{CO}$	2e	$n\text{Pr}$	$n\text{Pr}$	25
6	(CH_2) ₄ CO	2f		(CH_2) ₄	32
7	(CH_2) ₅ CO	2g		(CH_2) ₅	37
8	Norbonan-2-one	2h		- ^c	24

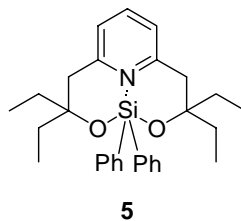
^a All products **2** were >95% pure (GLC and/or 300 MHz $^1\text{H-NMR}$). ^b A *ca.* 1:1 mixture of diastereomers was obtained (300 MHz $^{13}\text{C NMR}$). ^c For the structure of compound **2h** see Chart 2.

The process shown in Scheme 1 had to be performed in the presence of the electrophile because, when the same reaction was carried out step-by-step (lithiation followed by addition of the electrophile: Grignard conditions), even at very low temperature, only compound **3** was isolated (95% isolated yield).¹⁵ When fluorenone was used as electrophile, the only compound isolated (apart from the corresponding ‘reduced’ compound of type **2**) was the ‘dimer’ **4**, in poor yield (*ca.* 15%) (Chart 2).

Concerning a possible mechanism to explain the formation of the products **2–4**, we think that the initially monolithiated intermediate **IX** reacts with the electrophile present in the reaction medium to give the alkoxide **X**, which then suffers a second lithiation to give the new organolithium intermediate **XI** that condenses with a second molecule of the same carbonyl compound to afford the dialkoxide **XII**, the precursor of the final diols **2**. In the absence of the electrophile, the very reactive intermediate **IX** self-condenses to give the corresponding dimer **3**. Finally, with a bulky ketone such as fluorenone, intermediate **X** prefers to react with the species **IX** (which reacts more slowly with the electrophile) giving the intermediate **XIII**, which by successive lithiation and condensation with a second molecule of the electrophile gives the corresponding dialkoxide precursor of the compound **4** (Chart 3).

**Chart 2.** Structures **2–4**.**Chart 3.** Structures **IX–XIII**.

Finally, we studied the ability of compounds of type **2** to give cyclic compounds. Thus, reaction of the diol **2** with dichlorodiphenylsilane in the presence of triethylamine and using dichloromethane and the solvent, gave compound **5**¹⁶ in 67% isolated yield (81% conversion).



Conclusions

From the results described in this Paper we can conclude that the DTBB-catalyzed lithiation of 2,6-bis(chloromethyl)pyridine (**1**) in the presence of carbonyl compounds is an adequate procedure for preparing diols **2**. The isolated yields in pure form are moderate, but the reaction is very clean and the corresponding purification by column chromatography is very easy.

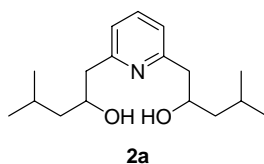
Experimental Section

General Procedures. All reactions were carried out under an atmosphere of argon in oven-dried glassware. All reagents were commercially available (Acros, Aldrich) and were used without further purification. Commercially available anhydrous THF (99.9%, water content $\leq 0.006\%$, Acros) was used as solvent in all the lithiation reactions. Lithium powder was prepared as we have reported previously.¹⁷ Melting points were obtained with a Reichert Thermovar apparatus. Thin layer chromatography was carried out on TLC aluminum sheets with aluminum oxide 60 F₂₅₄ neutral (Merck). IR spectra were measured (film) with a Nicolet Impact 400 D-FT Spectrometer. NMR spectra were recorded with a Bruker AC-300 or a Bruker ADVANCE DRX-500 using CDCl₃ as the solvent. LRMS and HRMS were measured with Shimadzu GC/HS QP-5000 and Finnigan MAT95 S spectrometers, respectively.

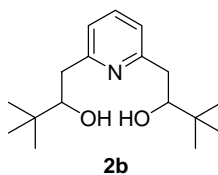
Preparation of compounds **2** and **4**

To a cooled green suspension of lithium (49 mg, 7 mmol) and DTBB (13 mg, 0.05 mmol) in THF (3 mL) at -90°C was slowly added (*ca.* 15 min) a solution of the corresponding electrophile (3 mmol) and 2,6-bis(chloromethyl)pyridine (178 mg, 1 mmol) in THF (2 mL). The resulting mixture was stirred for 2 h at the same temperature and was then hydrolyzed with water (5 mL) allowing the temperature to rise to 20°C . The resulting mixture was extracted with ethyl acetate (3×10 mL). The organic layer was dried over anhydrous MgSO₄ and evaporated (15 Torr). The resulting residue was then purified by flash chromatography (neutral silica gel, hexane/ethyl acetate). The yield is given in Table 1 (for compounds **2**) and in the text (for compound **4**). Physical, analytical and spectroscopic data follow.

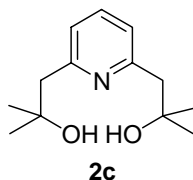
2,6-Bis(2-hydroxy-4-methylpentyl)pyridine (2a). Diastereomeric mixture (1:1 approx., ¹³C-NMR). Yellow oil; R_f 0.29 (hexane/EtOAc 7:3); ν (film) 3383, 2962, 2874, 1602, 1574 cm⁻¹; δ_{H} 0.92, 0.93 (24H, 2d, $J = 6.5, 6.4$ Hz, 8 \times CH₃), 1.22–1.31, 1.46–1.57 (4H, 4H, 2m, 4 \times CH₂CHMe₂), 1.77–1.90 (4H, m, 4 \times CHMe₂), 2.76–2.94 (8H, m, 4 \times CH₂Py), 4.08–4.16 (4H, m, 4 \times CHOH), 7.03 [4H, d, $J = 7.7, 2 \times$ (Py- 3,5-H)], 7.56 (2H, t, $J = 7.7, 2 \times$ Py- 4-H); δ_{C} 22.1, 22.2, 23.3, 23.4, 24.5 [CH(CH₃)₂], 44.5, 44.6, 46.3, 46.4 (CH₂), 69.2 (COH), 121.5 (Py- 3-C), 137.2 (Py- 4-C), 159.1 (Py- 2-C); m/z 279 (M⁺, 1%), 236 (24), 275 (21), 223 (10), 222 (58), 218 (26), 204 (33), 194 (13), 193 (100), 175 (12), 160 (14), 132 (10), 107 (33), 106 (16); HRMS Calcd. for C₁₇H₂₇NO (M⁺-H₂O) 261.2093. Found 261.2081.



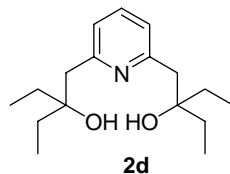
2,6-Bis(2-hydroxy-3,3-dimethylbutyl)pyridine (2b). Diastereomeric mixture (approx. 1:1, ^{13}C -NMR). Yellow oil; R_f 0.34 (hexane/EtOAc 7:3); ν (film) 3404, 2951, 2852, 1602, 1574 cm^{-1} ; δ_{H} 0.99 (36H, s, $12 \times \text{CH}_3$), 2.66–2.76, 2.91–2.96 (4H, 4H, 2m, $4 \times \text{CH}_2$), 3.59–3.68 (4H, m, $4 \times \text{CHOH}$), 7.05 [4H, d, $J = 7.6$, $2 \times (\text{Py}-3,5\text{-H})$], 7.56 (2H, t, $J = 7.6$, $2 \times \text{Py}-4\text{-H}$); δ_{C} 25.7, 25.8 (CH_3), 34.7, 34.8 (CMe_3), 38.9 (CH_2), 78.8 (COH), 121.4, 121.5 (Py-3-C), 137.3, 137.5 (Py-4-C), 160.0 (Py-2-C); m/z 279 (M^+ , 1%), 264 (15), 246 (24), 223 (16), 222 (100), 205 (14), 204 (93), 193 (26), 180 (28), 162 (16), 160 (45), 148 (20), 136 (13), 135 (26), 119 (12), 107 (38), 106 (33), 57 (33); HRMS Calcd. for $\text{C}_{17}\text{H}_{27}\text{NO}$ ($\text{M}^+ - \text{H}_2\text{O}$) 261.2093. Found 261.2091.



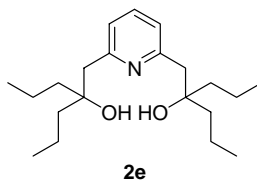
2,6-Bis(2-methyl-2-hydroxypropyl)pyridine (2c).^{6b} Colorless crystals; R_f 0.38 (hexane/EtOAc 7:3); mp 78°C (hexane/EtOAc); ν (film) 3384, 2971, 2927, 1594, 1576 cm^{-1} ; δ_{H} 1.23 (12H, s, $4 \times \text{CH}_3$), 2.91 (4H, s, $2 \times \text{CH}_2$), 7.06 (2H, d, $J = 7.8$, Py-3,5-H), 7.58 (1H, t, $J = 7.8$, Py-4-H); δ_{C} 29.4 (CH_3), 49.7 (CH_2), 70.7 (COH), 122.3 (Py-3-C), 137.0 (Py-4-C), 158.4 (Py-2-C); m/z 223 (M^+ , 1%), 190 (39), 165 (58), 148 (13), 147 (100), 146 (29), 132 (20), 107 (25), 106 (17), 59 (21); HRMS Calcd. for $\text{C}_{13}\text{H}_{19}\text{NO}$ ($\text{M}^+ - \text{H}_2\text{O}$) 205.1467. Found 205.1460.



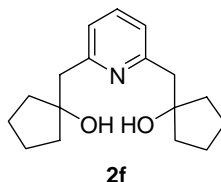
2,6-Bis(2-ethyl-2-hydroxybutyl)pyridine (2d). Yellow oil; R_f 0.76 (hexane/EtOAc 7:3); ν (film) 3386, 2965, 2879, 1593, 1575 cm^{-1} ; δ_{H} 0.89 (12H, t, $J = 7.5$, $4 \times \text{CH}_3$), 1.44, 1.45 (8H, 2q, $J = 7.5$, $J = 7.5$, $4 \times \text{CH}_2\text{CH}_3$), 2.87 (4H, s, $2 \times \text{CH}_2\text{Py}$), 7.06 (2H, d, $J = 7.7$, Py-3,5-H), 7.56 (1H, t, $J = 7.7$, Py-4-H); δ_{C} 8.0 (CH_3), 30.9 (CH_2CH_3), 45.1 (CH_2Py), 74.9 (COH), 122.4 (Py-3-C), 136.9 (Py-4-C), 158.4 (Py-2-C); m/z 279 (M^+ , 1%), 250 (28), 233 (17), 232 (100), 193 (52), 176 (11), 175 (59), 164 (10), 163 (14), 160 (23), 146 (20), 108 (11), 107 (52), 106 (20), 57 (19); HRMS Calcd. for $\text{C}_{17}\text{H}_{27}\text{NO}$ ($\text{M}^+ - \text{H}_2\text{O}$) 261.2093. Found 261.2049.



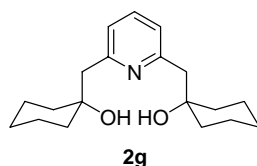
2,6-Bis(2-propyl-2-hydroxypentyl)pyridine (2e). Yellow oil; R_f 0.76 (hexane/EtOAc 7:3); ν (film) 3394, 2957, 2869, 1601, 1580 cm^{-1} ; δ_H 0.87 (12H, t, $J = 2.8$, $4 \times \text{CH}_3$), 1.36 (16H, m, $4 \times \text{CH}_2\text{CH}_2\text{CH}_3$), 2.88 (4H, s, $2 \times \text{CH}_2\text{Py}$), 7.05 (2H, d, $J = 7.7$, Py- 3,5-H), 7.57 (1H, t, $J = 7.7$, Py- 4-H); δ_C 14.6, 14.7 (CH_3), 17.0, 17.1 (CH_2CH_3), 41.7, 41.8 ($\text{CH}_2\text{CH}_2\text{CH}_3$), 46.1 (CH_2Py), 74.5, 74.6 (COH), 122.4 (Py- 3-C), 137.0 (Py- 4-C), 158.5 (Py- 2-C); m/z 317 ($\text{M}^+ - \text{H}_2\text{O}$, 2%), 292 (33), 275 (21), 274 (100), 221 (41), 203 (27), 178 (28), 177 (10), 174 (21), 115 (11), 108 (17), 107 (84), 106 (19), 71 (18), 55 (18); HRMS Calcd. for $\text{C}_{21}\text{H}_{35}\text{NO}$ ($\text{M}^+ - \text{H}_2\text{O}$) 317.2719. Found 317.2715.



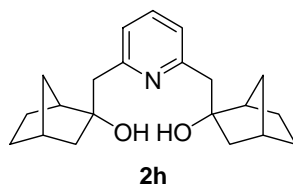
2,6-Bis[(1-hydroxycyclopentyl)methyl]pyridine (2f). Yellow oil; R_f 0.38 (hexane/EtOAc 7:3); ν (film) 3377, 2957, 2869, 1602, 1574 cm^{-1} ; δ_H 1.47–1.83 (16H, m, $8 \times$ ring CH_2), 3.02 (4H, s, $2 \times \text{CH}_2\text{Py}$), 7.07 (2H, d, $J = 7.6$, Py- 3,5-H), 7.58 (1H, t, $J = 7.6$, Py- 4-H); δ_C 23.7, 39.8 (ring CH_2), 47.5 (CH_2Py), 81.7 (COH), 122.1 (Py- 3-C), 137.1 (Py- 4-C), 158.8 (Py- 2-C); m/z 275 (M^+ , 3%), 233 (22), 228 (18), 200 (16), 192 (10), 191 (76), 174 (14), 173 (100), 172 (29), 158 (10), 144 (16), 107 (58), 106 (35), 77 (11), 67 (17), 55 (13); HRMS Calcd. for $\text{C}_{17}\text{H}_{23}\text{NO}$ ($\text{M}^+ - \text{H}_2\text{O}$) 257.1780. Found 257.1774.



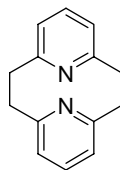
2,6-Bis[(1-hydroxycyclohexyl)methyl]pyridine (2g). Yellow oil; R_f 0.45 (hexane/EtOAc 7:3); ν (film) 3383, 2940, 2860, 1596, 1569 cm^{-1} ; δ_H 1.31–1.66 (20H, m, $10 \times$ ring CH_2), 2.90 (4H, s, $2 \times \text{CH}_2\text{Py}$), 7.04 (2H, d, $J = 7.7$, Py- 3,5-H), 7.56 (1H, t, $J = 7.7$, Py- 4-H); δ_C 22.2, 25.7, 37.8 (ring CH_2), 48.1 (CH_2Py), 71.6 (COH), 122.4 (Py- 3-C), 136.9 (Py- 4-C), 158.1 (Py- 2-C); m/z 303 (M^+ , 5%), 260 (14), 247 (12), 242 (37), 206 (15), 205 (100), 188 (14), 187 (87), 186 (16), 172 (12), 158 (15), 144 (16), 132 (10), 108 (12), 107 (85), 106 (43), 81 (24), 79 (12), 77 (11), 55 (20); HRMS Calcd. for $\text{C}_{19}\text{H}_{27}\text{NO}$ ($\text{M}^+ - \text{H}_2\text{O}$) 285.2093. Found 285.2076.



2,6-Bis(2-hydroxybicyclo[2.2.1]hept-2-ylmethyl)pyridine (2h). Diastereomeric mixture (approx. 1:1, ^{13}C -NMR). Yellow oil; R_f 0.59 (hexane/EtOAc 7:3); ν (film) 3410, 2957, 2864, 1596, 1574 cm^{-1} ; δ_{H} 1.07–1.31, 1.50–1.67 (18H, 14H, 2m, 16 \times ring CH_2), 2.04, 2.19 (8H, 2br s, 8 \times ring CH), 2.97 (8H, s, 4 \times CH_2Py), 4.32 (4H, br s, OH), 7.05 [4H, d, $J = 7.8$, 2 \times (Py- 3,5-H)], 7.56 (2H, t, $J = 7.8$, 2 \times Py- 4-H); δ_{C} 21.7, 21.8, 28.3, 28.4 (ring CH_2), 37.1, 37.1 (ring CH), 38.3, 38.3, 45.4, 45.7 (ring CH_2), 46.0, 46.4 (ring CH), 48.0 (CH_2Py), 79.0 (COH), 122.3, 122.4 (Py- 3-C), 136.9 (Py- 4-C), 158.2, 158.3 (Py- 2-C); m/z 327 (M^+ , 12%), 309 (13), 281 (15), 268 (15), 259 (39), 244 (10), 241 (16), 226 (36), 218 (19), 217 (100), 207 (16), 200 (14), 199 (70), 198 (16), 184 (19), 172 (11), 171 (19), 170 (37), 149 (21), 134 (11), 108 (12), 107 (69), 106 (30), 93 (18), 91 (12), 79 (11), 77 (16), 67 (28), 66 (15), 55 (10); HRMS Calcd. for $\text{C}_{21}\text{H}_{29}\text{NO}_2$ 327.2198. Found 327.2194.



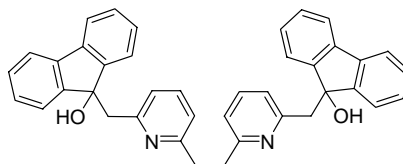
Preparation of [2.2](2,6)pyridinophane (3).¹⁸ To a cooled green suspension of lithium (49 mg, 7 mmol) and DTBB (13 mg, 0.05 mmol) in THF (3 mL) at -90°C was added a solution of 2,6-bis(chloromethyl)pyridine (178 mg, 1 mmol) in THF (2 mL). The resulting mixture was stirred for 2 h at the same temperature and then hydrolyzed with water (5 mL), allowing the temperature to rise to 20°C . The resulting mixture was diluted with ethyl acetate (10 mL) and extracted with 2N HCl (3 \times 10 mL). The combined aqueous layers were naturalized with 3M NaOH and extracted with ethyl acetate (3 \times 10 mL). The new combined organic layers were dried (MgSO_4) and evaporated (15 Torr). The residue was then purified by recrystallization. The yield is given in the text, and other data follow: White crystals; mp 256°C (hexane/ dichloromethane); ν (film) 2957, 2922, 1592, 1573 cm^{-1} ; δ_{H} 3.22 (8H, s, 4 \times CH_2), 6.91 (2H, d, $J = 7.7$, Py- 3,5-H), 7.41 (1H, t, $J = 7.7$, Py- 4-H); δ_{C} 38.2 (CH_2), 120.2 (Py- 3-C), 136.4 (Py- 4-C), 160.6 (Py- 2-C); m/z 210 (M^+ , 9%), 193 (14), 192 (100), 143 (24), 141 (75), 123 (19), 107 (43), 106 (32), 105 (28), 104 (11), 100 (16), 97 (12), 85 (13), 83 (12), 77 (13), 71 (17), 69 (13), 57 (25), 56 (13), 15 (55), 11 (45), 19 (43), 41 (12); HRMS Calcd. for $\text{C}_{14}\text{H}_{14}\text{N}_2$ (M^+) 210.1157. Found 210.1158.



3

9-(6-2-[6-(9-Hydroxy-9H-9-fluorenylmethyl)-2-pyridyl]ethyl-2-pyridylmethyl)-9H-9-

fluoreneol (4). Colorless crystals; R_f 0.19 (hexane/EtOAc 7:3); mp 186°C (hexane/EtOAc); ν (film) 3240, 3065, 3038, 2940, 2910, 1598, 1574 cm^{-1} ; δ_H 3.25 (4H, s, CH_2CH_2), 3.52 (4H, s, $2\times\text{CH}_2\text{COH}$), 6.77 (2H, d, $J = 7.5$, $2\times\text{Py-5-H}$), 6.91 (4H, d, $J = 7.3$, $2\times\text{fluorenyl-1,8-H}$), 7.1 (4H, dt, $J = 7.5$, $J = 0.8$, $2\times\text{fluorenyl-2,7-H}$), 7.24 (2H, d, $J = 7.5$, Py-3-H), 7.31 (4H, dt, $J = 7.5$, $J = 0.8$, $2\times\text{fluorenyl-3,6-H}$), 7.49 (2H, t, $J = 7.5$, $2\times\text{Py-4-H}$), 7.63 (4H, d, $J = 7.5$, $2\times\text{fluorenyl-4,5-H}$); δ_C 36.5 (CH_2CH_2), 45.5 (CH_2COH), 82.1 (COH), 119.8, 122.3, 122.5, 123.8, 127.5, 128.6, 137.7, 139.1, 149.0, 158.9, 159.3 (ArC); m/z 391 (M^+-181 , 5%), 213 (26), 121 (100), 211 (19), 181 (33), 180 (91), 153 (13), 152 (50), 151 (20), 150 (10), 120 (29); HRMS Calcd. for $\text{C}_{27}\text{H}_{23}\text{N}_2\text{O}$ (M^+-181) 391.1810. Found 391.1784.



4

Preparation of 3,3,7,7-Tetraethyl-5,5-diphenyl-4,6-dioxo-13-aza-5-silabicyclo[7.3.1]trideca-1(12), 9(13),10-triene (5). To a solution of the corresponding diol **2d** (71mg, 0.25 mmol) and dry Et_3N (53mg, 0.52 mmol) in dry dichloromethane (10 mL), dichlorodiphenylsilane (57 μL , 0.34 mmol) was added dropwise. The resulting mixture was heated at reflux for 48h. The solvent was removed under vacuum and the residue washed with water to remove Et_3NHCl , and extracted with chloroform (3×10 mL). The organic layer was dried over anhydrous MgSO_4 and evaporated (15 Torr). The resulting residue was purified by flash chromatography (neutral alumina gel, hexane/ethyl acetate). The yield is given in the text and other data follow. Colorless crystals; R_f 0.80 (hexane/EtOAc 8:2); mp 95°C (hexane/EtOAc); ν (film) 3071, 2924, 2854, 1595, 1460 cm^{-1} ; δ_H 0.86 (12H, t, $J = 7.4$, $4\times\text{CH}_3$), 1.41–1.59 (8H, m, $4\times\text{CH}_2\text{CH}_3$), 2.93 (4H, s, $2\times\text{CH}_2\text{Py}$), 6.87 (2H, d, $J = 7.7$, Py-3,5-H), 7.18–7.21 (6H, m, PhH), 7.46 (1H, t, $J = 7.7$, Py-4-H), 7.67–7.70 (4H, m, PhH); δ_C 8.3 (CH_3), 31.6 (CH_2CH_3), 42.9 (CH_2Py), 80.5 (COH), 121.3 (Py-3-C), 126.8, 127.5, 134.5, 136.3, 143.5 (ArC), 157.7 (Py-2-C); m/z 459 (M^+ , 1%), 430 (5), 383 (30), 382 (100); HRMS Calcd. for $\text{C}_{27}\text{H}_{32}\text{NSiO}_2$ (M^+-Et) 430.2202. Found 430.2207.

Acknowledgments

This work was generously supported by the current Spanish Ministerio de Educación y Ciencia (MEC; grant no. BQU2001-0538) and the Generalitat Valenciana (project no. GRUPOS03/135). B. M. thanks the MEC for a predoctoral fellowship.

References

1. See, for example: Dilworth, J. R.; Gibson, V. C.; Davies, N.; Redshaw, C.; White, A. P.; Williams, D. J. *J. Chem. Soc., Dalton Trans.* **1983**, 2695.
2. Li, Z.-Y.; Yu, W.-Y.; Che, C.-M.; Poon, C.-K.; Wang, R.-J.; Mak, T. C. W. *J. Chem. Soc., Dalton Trans.* **1992**, 1657.
3. (a) Igai, S.; Imaoka, I.; Mitani, N. Ube Industries, Japan, Patent JP09012582 A2, 1989; *Chem. Abstr.* **1997**, 126, 225669. (b) Nakayama, Y.; Ikushima, N.; Nakamura, A. *Chem. Lett.* **1997**, 861.
4. (a) Gibson, V. C.; Marshall, E. L.; Redshaw, C.; Clegg, W.; Elsegood, M. R. *J. Chem. Soc., Dalton Trans.* **1996**, 4197. (b) Berg, J. M.; Holm, R. H. *J. Am. Chem. Soc.* **1984**, 106, 3035.
5. (a) Mack, H.; Eisen, M. S. *J. Chem. Soc., Dalton Trans.* **1998**, 917. (b) Edema, J. J. H.; Libbers, R.; Ridder, A.; Kellogg, R. M.; van Bolhuis, F.; Kooijman, H.; Spek, A. L. *J. Chem. Soc., Chem. Commun.* **1993**, 625.
6. (a) Kellogg, R. M.; Kaptein, B.; Buter, J. *Bull. Soc. Chim. Belg.* **1990**, 99, 703. (b) Kaptein, B.; Barf, G.; Kellogg, R. M.; van Bolhuis, F. *J. Org. Chem.* **1990**, 55, 1890.
7. (a) Edema, J. J. H.; Libbers, R.; Ridder, A.; Kellogg, R. M. *J. Organomet. Chem.* **1994**, 464, 127. (b) Prakasha, T. K.; Chandrasekaran, A.; Day, R. O.; Holmes, R. R. *Inorg. Chem.* **1996**, 35, 4342. (c) Gómez, E.; Santes, V.; de la Luz, V.; Farfán, N. *J. Organomet. Chem.* **2001**, 622, 54.
8. Chan, P.-M.; Yu, W.-Y.; Che, C.-M.; Cheung, K.-K. *J. Chem. Soc., Dalton Trans.* **1998**, 3183.
9. Koning, B.; Buter, J.; Hulst, R.; Stroetinga, R.; Kellogg, R. M. *Eur. J. Org. Chem.* **2000**, 2735.
10. See, for example: (a) Negishi, E. I. *Organometallics in Organic Synthesis*; J. Wiley & Sons: New York, 1980; p 96. (b) Wakefield, B. J. *Organolithium Methods*; Academic Press: London, 1988; p 38. (c) See also: Guijarro, D.; Mancheño, B.; Yus, M. *Tetrahedron* **1992**, 48, 4593.
11. (a) For a monograph, see: Blomberg, C. *The Barbier Reaction and Related Processes*; Springer: Berlin, 1993. (b) For a review, see: Alonso, F.; Yus, M. *Recent. Res. Dev. Org. Chem.* **1997**, 1, 397.

12. For reviews, see: (a) Yus, M. *Chem. Soc. Rev.* **1996**, 25, 155. (b) Yus, M.; Foubelo, F. *Rev. Heteroatom. Chem.* **1997**, 17, 73. (c) Ramón, D. J.; Yus, M. *Eur. J. Org. Chem.* **2000**, 225. (d) Yus, M. *Synlett* **2001**, 1197. (e) Yus, M.; Ramón, D. J. *Lat. J. Chem.* **2002**, 79. (f) Ramón, D. J.; Yus, M. *Rev. Cubana Quim.* **2002**, 14, 75. (g) Yus, M.; Foubelo, F. *Targets Heterocycl. Syst.* **2002**, 6, 136. (h) Yus, M. *Pure Appl. Chem.* **2003**, 75, 1453. (i) Yus, M. In *The Chemistry of Organolithium Compounds*; Rappoport, Z.; Marek, I., Eds; Wiley: Chichester, 2004; Ch. 11.
13. For polymer versions of this reaction, see: (a) Gómez, C.; Ruiz, S.; Yus, M. *Tetrahedron Lett.* **1998**, 39, 1397. (b) Gómez, C.; Ruiz, S.; Yus, M. *Tetrahedron.* **1999**, 55, 7017. (c) Yus, M.; Candela, P.; Gómez, C. *Tetrahedron* **2002**, 58, 6207. (d) Arnould, T.; Barret, A. G. M.; Hopkins, B. T. *Tetrahedron Lett.* **2002**, 43, 1081.
14. For mechanistic studies, see: (a) Yus, M.; Herrera, R. P.; Guijarro, A. *Tetrahedron Lett.* **2001**, 42, 3455. (b) Yus, M.; Herrera, R. P.; Guijarro, A. *Chem. Eur. J.* **2002**, 8, 2574. (c) Yus, M.; Herrera, R. P.; Guijarro, A. *Tetrahedron Lett.* **2003**, 44, 1309. (d) Yus, M.; Herrera, R. P.; Guijarro, A. *Tetrahedron Lett.* **2001**, 44, 1313.
15. Compound **3** has been prepared (25% yield) by treatment of 2,6-bis(bromomethyl)pyridine with phenyllithium: (a) Boekelheide, V.; Lawson, J. A. *J. Chem. Soc., Chem. Commun.* **1970**, 1558. For other sophisticated routes involving nitrogen^{15b}- or sulfur^{15c}- extrusion, see: (b) Takemura, H.; Shinmyozu, T.; Inazu, T. *Tetrahedron Lett.* **1988**, 29, 1031. (c) Martel, H. J. J.-B.; Rasmussen, M. *Tetrahedron Lett.* **1971**, 3843. (d) X-ray analysis: Pahor, N. B.; Calligaris, M.; Randaccio, L. *J. Chem. Soc., Perkin Trans. 2* **1978**, 38.
16. This type of compound shows interest related to the structure of pentacoordinated organosilane derivatives. See, for example, ref. 7c.
17. Yus, M.; Martínez, P.; Guijarro, D. *Tetrahedron* **2001**, 57, 10119.
18. Gault, I.; Price, B. J.; Sutherland, I. O. *J. Chem. Soc., Chem. Commun.* **1967**, 540.