

Chemistry and applications of benzonaphthyridines

Barbara Bachowska * and Teresa Zujewska

*Institute of Chemistry and Environment Protection, Pedagogical University,
PL 42-201 Częstochowa, Poland
E-mail: b.bachowska@wsp.czest.pl*

Dedicated to Prof. Rudy Abramovich on the occasion of his 70th birthday
(received 12 Apr 01; accepted 01 Oct 01; published on the web 09 Oct 01)

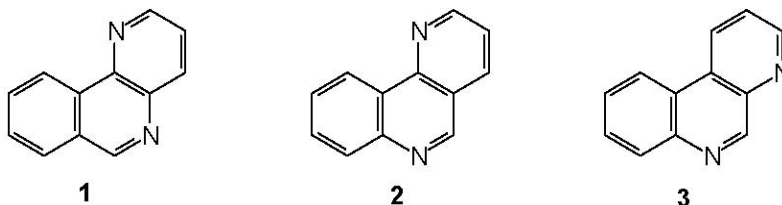
Abstract

Cycloadditions of benzonaphthyridines, their N-oxides and ylides from their quaternary salts are presented. Dimethylacetylenedicarboxylate, diethyl maleate, acrylonitrile and others were used as dipolarophiles. Cyclization of N-phenacylbenzonaphthyridinium bromides with ammonium acetate as well as vicarious substitution of hydrogen of benzonaphthyridine N-oxides are also reported and pathways to their formation are proposed.

Keywords: Benzonaphthyridines, benzonaphthyridiene N-oxides, benzonaphthyridine ylides cycloaddition reactions

Introduction

Isomeric benzo[c][1,5]-, benzo[h][1,6]- and benzo[f][1,7]naphthyridines **1** - **3**, the theme of our research, are interesting for their chemical reactivity, biological properties, and applications. They exhibit a wide spectrum of biological activity such as bactericidal, fungicidal, and cancerostatic.¹⁻³ They are also interesting ligands of the Werner-type σ -complexes with metal central atoms as well as EDA π -complexes.⁴

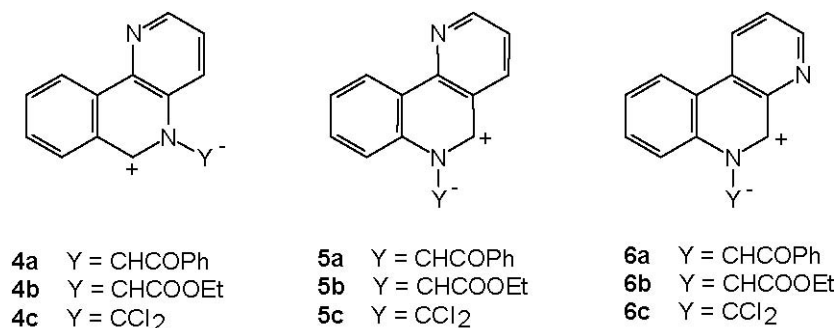


This brief review covers our contribution to the knowledge of reactivity of benzonaphthyridines **1** - **3**. We present their N-oxidation, quaternization and cycloadditions of unsubstituted systems, as well as their ylides and N-oxides. We also report cyclization of a series

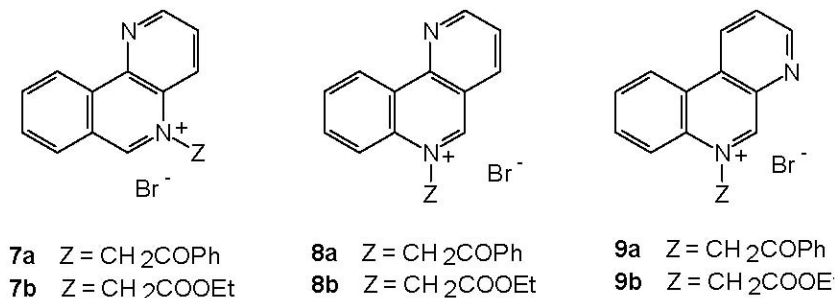
of the quaternary N-phenacylbenzonaphthyridinium bromides with ammonium acetate into tetracyclic benzoimidazonaphthyridines as well as vicarious nucleophilic substitution of hydrogen and formation of aziridine derivatives in reactions of benzonaphthyridines and their N-oxides with carbanions.

Formation of benzonaphthyridinium salts and cycloaddition reactions

The 1,3-dipolar cycloaddition of ylides **4** - **6** derived from benzonaphthyridines **1** - **3**, i.e. to phenacylides,⁵⁻⁷ ethoxycarbonylmethylides⁸⁻¹¹ and dichloromethylides¹² offer a convenient route to tetracyclic compounds.

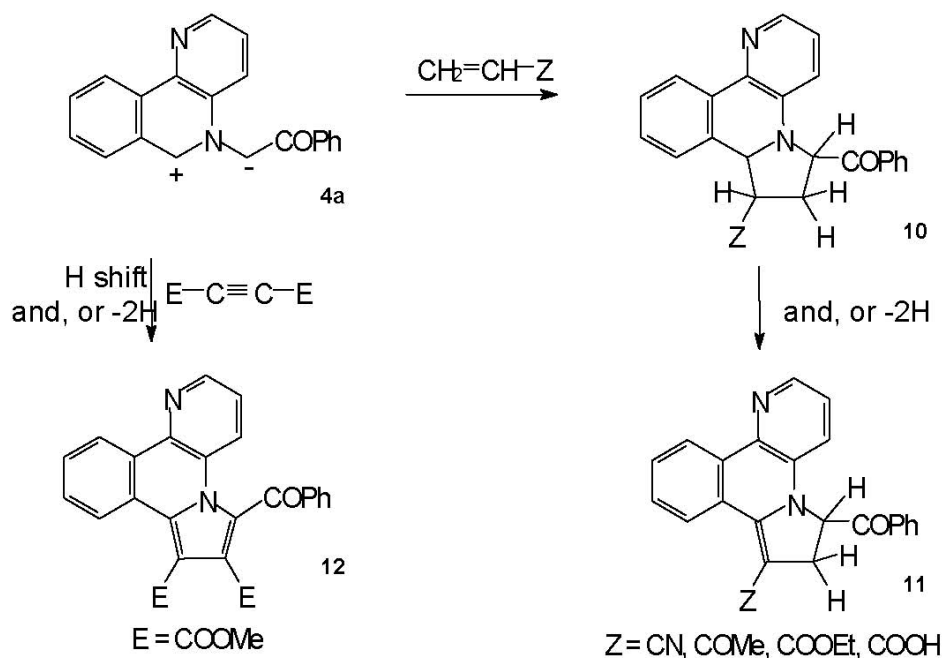


Quaternary bromides, **7a,b** - **9a,b**, were precursors of ylides, **4a,b** - **6a,b**.



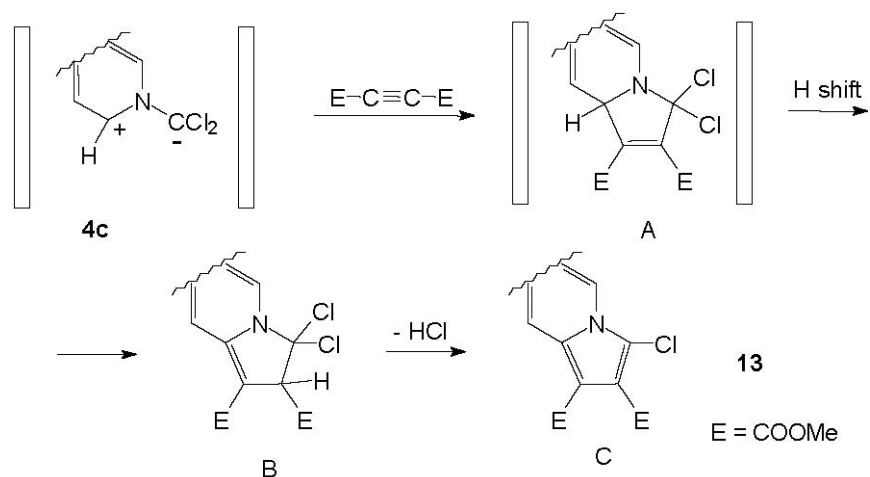
The benzonaphthyridinium salts **7a,b** - **9a,b** were obtained by quaternization of **1** - **3** with phenacyl bromide or ethyl bromoacetate. The quaternary salts reacted with Et₃N into corresponding ylides **4a,b** - **6a,b**. The latter reacted *in situ* with one of the following dipolarophiles: acrylonitrile, ethyl acrylate, dimethylacetylenedicarboxylate, maleic anhydride, diethyl maleate, methyl vinyl ketone, acrylic and methacrylic acid. In this manner tetracyclic substituted cycloadducts benzopyrrolo-, benzopyrroline- or benzopyrrolidine-naphthyridines were obtained (Scheme 1).

Scheme 1 shows a pathway of 1,3-dipolar cycloaddition of benzo[*c*][1,5]-naphthyridinium N-phenacylide to a series of dipolarophiles. Similar pathways were proposed for cyclizations with benzo[*h*][1,6]naphthyridinium phenacylide,^{5,6} as well as benzo[*c*][1,5]-, benzo[*h*][1,6]- and benzo[*f*][1,7]naphthyridinium carboethoxymethylides.⁸⁻¹¹



Scheme 1

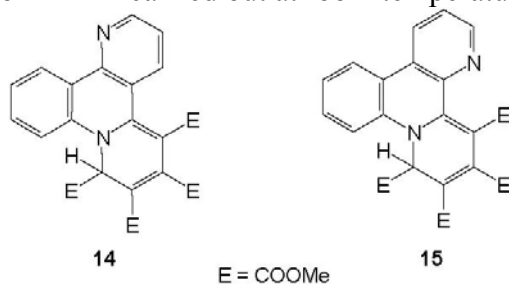
N-dichloromethylides **4c** - **6c** were formed *in situ* from benzonaphthiridines **1** - **3** and dichlorocarbene thermally generated from sodium trichloroacetate in chloroform in the presence of benzyltriethylammonium chloride (TEBA). The 1,3-dipolar cycloaddition of N-dichloromethylides **4c** - **6c** with dimethyl acetylenedicarboxylate (DMAD) as dipolarophile produced compounds of the type C (Scheme 2)¹².



Scheme 2

Compounds **14** and **15**, which were formed as minor products of the above reactions¹² present examples of cycloadducts of unsubstituted benzonaphthiridine systems to acetylenedicarboxylate. Cycloadduct **15** constituted a main product in the cycloaddition of

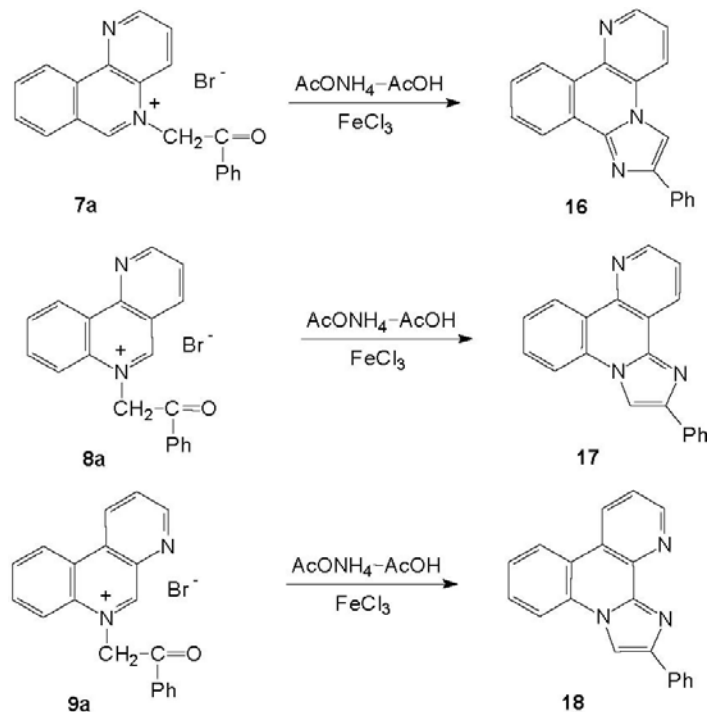
benzo[f][1,7]naphthyridine to DMAD carried out at room temperature in benzene solution.¹¹



¹H NMR as well as mass spectra of cycloadducts of benzo[c][1,5]-, benzo[h][1,6]-naphthyridinium phenacylides and benzo[c][1,5]-, benzo[h][1,6]-naphthyridinium ethoxycarbonylmethylides with a series of dipolarophiles were determined and discussed in separate papers.¹³⁻¹⁶ ¹H NMR spectra of cycloadducts were compared with those of parent benzonaphthyridines; all observed shifts were explained by electronic and steric features.

Synthesis of benzoimidazonaphthyridines

Cyclization of a series of the quaternary N-phenacylbenzonaphthyridinium bromides **7a** - **9a** with ammonium acetate in the presence of ferric chloride in acetic acid provided tetracyclic fused imidazole derivatives such as 2-phenylbenzo[c]-imidazo[1,2-a][1,5]naphthyridine **16**, 2-phenylbenzo[h]imidazo[2,1-f][1,6]naphthyridine **17**, and 2-phenylbenzo[f]imidazo[1,2-h][1,7]naphthyridine **18** (Scheme 3).¹⁷

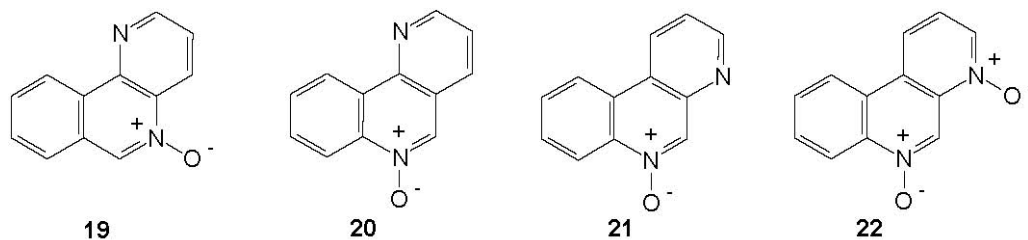


Scheme 3

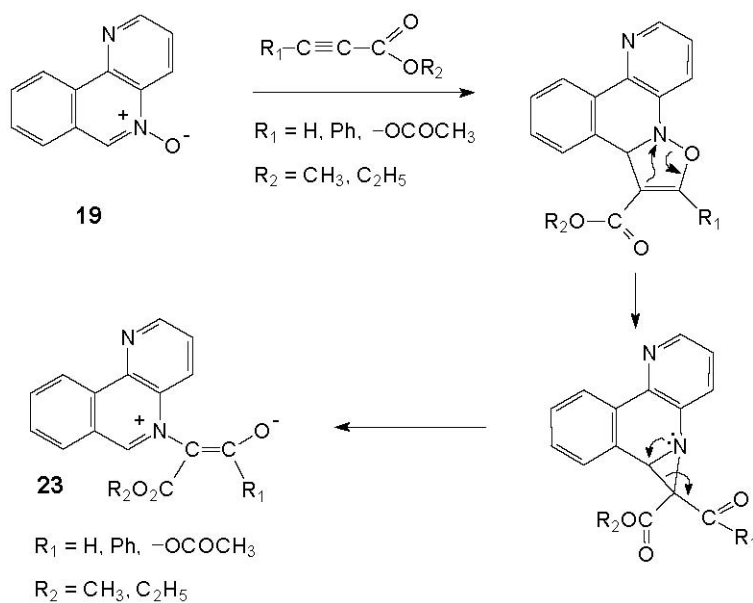
It should be mentioned that analogous arylimidazo[2,1-a]isoquinolines were shown to exhibit

pregnancy terminating activity in both hamsters and rats.¹⁸ We anticipate similar interesting applications for above imidazole derivatives.

Benzonaphthyridine *N*-oxides as 1,3-dipoles



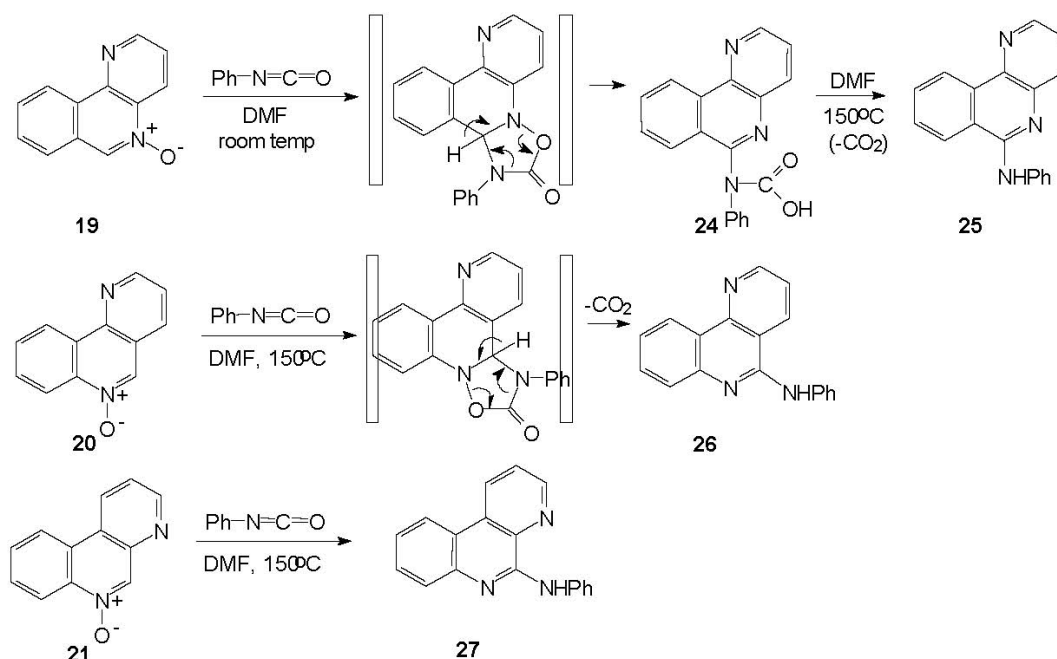
Benzo[*c*][1,5]naphthyridine-5-oxide **19**, benzo[*h*][1,6]naphthyridine-6-oxide **20**, benzo[*f*][1,7]naphthyridine-6-oxide **21**, and benzo[*f*][1,7]naphthyridine-4,6-dioxide **22** reacted with such dipolarophiles as dimethyl acetylenedicarboxylate, ethyl propiolate and ethyl phenylpropiolate to give the ylides^{19,20} (Scheme 4).



Scheme 4

Scheme 4 illustrates a pathway for the formation of ylides. Initial 1,3-dipolar cycloaddition was followed by the ring contraction to aziridine derivative and the ring opening.

Reaction of **19** with phenyl isocyanate, carried out at room temperature (DMF), led to carbamic acid derivative **24**. Decarboxylation of **24** induced by heating at 150°C in DMF resulted in the formation of 6-anilino-benzo[*c*][1,5]naphthyridine **25**. *N*-Oxides **20** and **21** reacted with phenyl isocyanate at 150°C in DMF into 5-anilino-benzo[*h*][1,6]naphthyridine **26** and 5-anilino-benzo[*f*][1,7]naphthyridine **27** respectively (Scheme 5). Dioxide **22** failed to react at room temperature as well as at 150°C, possibly for steric reasons.²¹

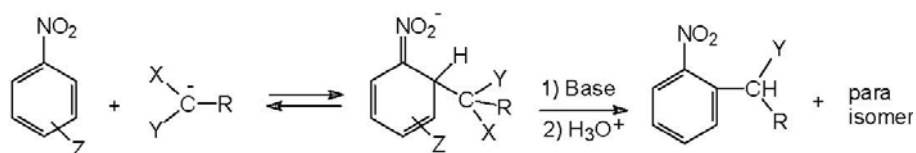


Scheme 5

Proposed pathway of these reactions comprises of initial 1,3-dipolar cycloaddition of phenyl isocyanate to benzonaphthyridine N-oxides followed by aromatization and decarboxylation. Our results and proposed mechanisms of the investigated reactions as shown in Schemes 4 and 5 are in accordance with literature data for similar 1,3-dipolar cycloaddition reactions of azaaromatic N-oxides with activated acetylenes and phenyl isocyanate.²²

Vicarious nucleophilic substitution of hydrogen in the chemistry of benzonaphthyridines

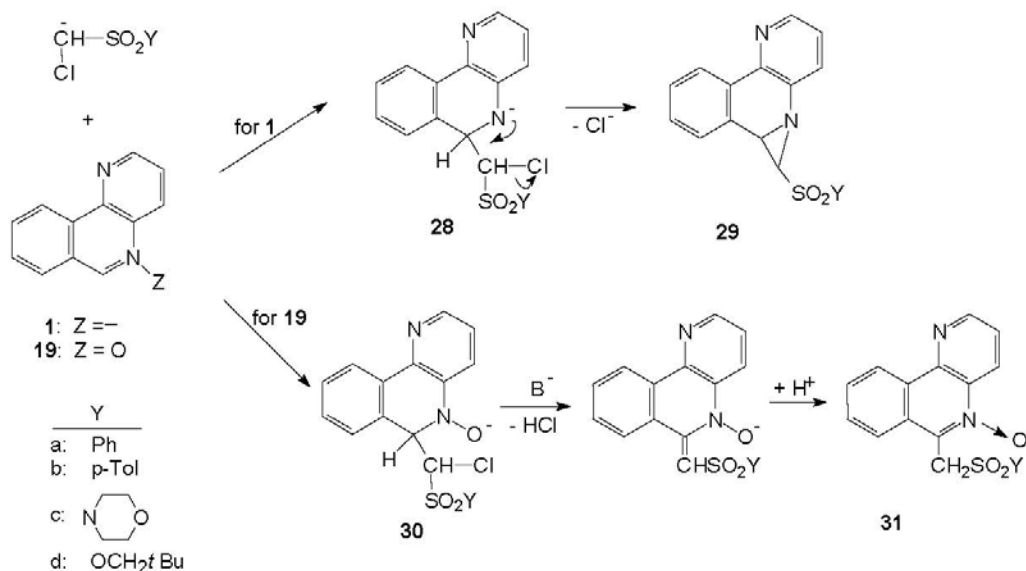
Vicarious nucleophilic substitution of hydrogen (VNS) offered a facile procedure for the introduction of substituents into electrophilic aromatic rings. The VNS is a general reaction between carbanions containing a leaving group X and a variety of electrophilic aromatic and heteroaromatic compounds. Examples of such carbanions precursors are ClCH₂SO₂Ph, ClCH₂COR, Cl₂CHCO₂R, PhOCH₂CN and CH₂(SPh)₂. VNS proceeded *via* addition of the carbanions to the electrophilic aromatic compounds resulting in the formation of anionic σ -adducts. Base-induced β -elimination of HX followed by protonation gave products of the substitution²³ (Scheme 6).



Scheme 6

Application of these reactions to benzonaphthyridines and their N-oxides was proven. Reactions of benzo[c][1,5]-, benzo[h][1,6]- and benzo[f][1,7]naphthyridines **1** - **3** and of their N-

oxides **19** - **22** with chloromethyl phenyl sulfone as the carbanion precursor were carried out at room temperature using KOH suspended in DMSO as a base.²⁴ The proposed pathway for such kind reactions of benzo[*c*][1,5]naphthyridine **1** and benzo[*c*][1,5]naphthyridine-5-oxide **19** are presented in Scheme 7.



Scheme 7

Extensive charge delocalization in the anionic σ -adduct of the carbanion with benzonaphthyridine N-oxide **30** caused by the strong electron accepting oxygen atom, favoured base-induced β -elimination resulting in the formation of 6-benzenesulfonylmethyl-benzo[*c*][1,5]-naphthyridine-5-oxide **31a** as the VNS product. However, in the σ -adduct with benzonaphthyridine **28** the negative charge was localized chiefly on the vicinal nitrogen atom, which behaved as a strong nucleophilic center and underwent fast intramolecular substitution leading to the annelation product, the aziridine derivative, 6-benzenesulfonyl-aziridine[1,2-*a*]benzo[*c*]-[1,5]naphthyridine **29a**. The same reactions with benzo[*h*][1,6]-, benzo[*f*][1,7]-naphthyridines, their 6-oxides and with benzo[*f*][1,7]-naphthyridine-4,6-dioxide were also investigated. They proceeded in accordance with literature data for some electrophilic bicyclic azines such as quinoxalines²⁵ and quinoxaline-1-oxide.²⁶

Satisfactory results were available also with chloromethyl *p*-tolyl sulfone, bromo- and chloromethanesulfomorpholide and neopentyl chloromethanesulfonate as carbanion precursors²⁷.

Acknowledgements

Authors Barbara Bachowska (post doc. at Clemson University 1984/85) and Teresa Zujewska (maiden name Radzikowska; graduate student at University of Alabama 1975-77) are grateful to Prof. R.A. Abramovich for excellent training in his research group and 26 years of his cooperation and help.

References

1. Śliwa, W. *Studies on Benzo[h]naphthyridines*; Scientific Papers of the Institute of Organic and Physical Chemistry, No. 13/8. Wrocław Technical University, Wrocław 1978.
2. Matusiak, G.; Śliwa, W. *Acta Chim. Hung.* **1988**, *125*, 267.
3. Chrzęstek, L.; Mianowska, B.; Śliwa, W. *Aust. J. Chem.* **1994**, *47*, 2129.
4. Zelichowicz, N.; Gaudyn, A. *Chem. Papers* **1992**, *46*, 284.
5. Bachowska, B.; Śliwa, W. *Monatsh. Chem.* **1984**, *115*, 1101.
6. Bachowska, B.; Śliwa, W. *Acta Chim. Hung.* **1988**, *125*, 491.
7. Matusiak, G.; Śliwa, W. *Monatsh. Chem.* **1993**, *124*, 161.
8. Radzikowska, T.; Śliwa, W. *J. Prakt. Chem.* **1985**, *327*, 689.
9. Radzikowska, T.; Śliwa, W. *J. Prakt. Chem.* **1987**, *329*, 529.
10. Girek, T.; Zujewska, T.; Śliwa, W. *Acta Chim. Hung.* **1990**, *127*, 711.
11. Bachowska, B.; Zujewska, T. *Polish J. Chem.* **1996**, *70*, 1324.
12. Bachowska, B. *Monatsh. Chem.* **1995**, *126*, 227.
13. Śliwa, W.; Bachowska, B.; Postawka, A. *Magn. Res. in Chemistry* **1991**, *29*, 1070.
14. Bachowska, B.; Śliwa, W. *Chem. Papers* **1991**, *45(3)*, 349.
15. Zujewska, T.; Śliwa, W. *Chemistry of Heterocyclic Compounds Studies in Organic Chemistry*; Elsevier: Amsterdam, 1988; Vol. 35; 588.
16. Zujewska, T. *Prace Naukowe Wyższej Szkoły Pedagogicznej w Częstochowie (Pedagogical University Issues), Chemia I* **1997**, 145.
17. Bachowska, B.; Zujewska, T. *Aust. J. Chem.* **2001**, *54*, 89.
18. Toja, E.; Omodei-Sale', A.; Favara, D.; Cattaneo, C.; Gallico, L.; Galliani, G. *Arzneim-Forsch / Drug Res.* **1983**, *33(II)*, 1222.
19. Zujewska, T.; Bachowska, B. *Aust. J. Chem.* **1996**, *49*, 523.
20. Zujewska, T.; Bachowska, B. *Polish J. Chem.* **1998**, *72*, 2507.
21. Bachowska, B.; Zujewska, T. *Polish J. Chem.* **1998**, *72*, 89.
22. Abramovitch, R.A.; Shinkai, I. *Acc. Chem. Res.* **1976**, *9*, 192.
23. Mąkosza, M.; Goliński, J.; Ostrowski, S.; Rykowski, A.; Sahasrabudhe, A.B. *Chem. Ber.* **1991**, *124*, 577.
24. Bachowska, B.; Zujewska, T. *Monatsh. Chem.* **2001**, *132*, 849.
25. Goliński, J.; Mąkosza, M.; Rykowski, A. *Tetrahedron Lett.* **1983**, 3279.
26. Mąkosza, M.; Glinka, T.; Ostrowski, S.; Rykowski, A. *Chem. Lett.* **1987**, 61.
27. Bachowska, B.; Zujewska, T. unpublished results.