

# Recent trends in the chemistry of pyridine N-oxides

Shaker Youssif

*Department of Chemistry, Faculty of Science, Zagazig University, Zagazig, Egypt*

(received 16 Mar 01; accepted 10 Dec 01; published on the web 18 Dec 01)

---

## Abstract

This review describes the synthesis and reactions of pyridine N-oxides within the last ten years. The first part surveys the different synthetic methods which include ring transformation, classical oxidations using peracids, the use of metalloorganic oxidizing agents and cycloaddition reactions. The second part surveys the reactions of pyridine N-oxides including the deoxygenation, nucleophilic reaction and cycloaddition to N-O bond.

**Keywords:** Synthesis of pyridine N-oxides, reactions of pyridine N-oxides, cycloaddition reactions, metalloorganic oxidizing agents

---

## Introduction

### Spectroscopic properties

### 1 Synthesis of pyridine N-oxides

#### 1.1 From the esters of N-hydroxy-2-thiopyridone

#### 1.2 By ring transformation of isooxazoles.

#### 1.3. By the oxidation of pyridine derivatives

##### 1.3.1 Using H<sub>2</sub>O<sub>2</sub>/ AcOH

##### 1.3.2 Using H<sub>2</sub>O<sub>2</sub>/ manganese tetrakis(2,6-dichlorophenyl)porphyrin

##### 1.3.3 Using H<sub>2</sub>O<sub>2</sub>/ methyltrioxorhenium (MTO)

##### 1.3.4 Using dimethyldioxirane (DMD)

##### 1.3.5 Using bis(trimethylsilyl)peroxide (BTSP)

##### 1.3.6 Using Caro's acid

##### 1.3.7 Using m-chloroperoxybenzoic acid

##### 1.3.8 Using oxaziridines

#### 1.4 Through cycloaddition reaction

### 2 Reactions of pyridine N-oxides

#### 2.1 Deoxygenation

#### 2.2 Rearrangement of allyloxy pyridine N-oxide

#### 2.3 Nucleophilic reactions

#### 2.4 Metallation followed by electrophilic substitution

2.5 O- Alkylation.

2.6 Nucleophilic substitution of 3-bromo-4-nitropyridine N-oxide.

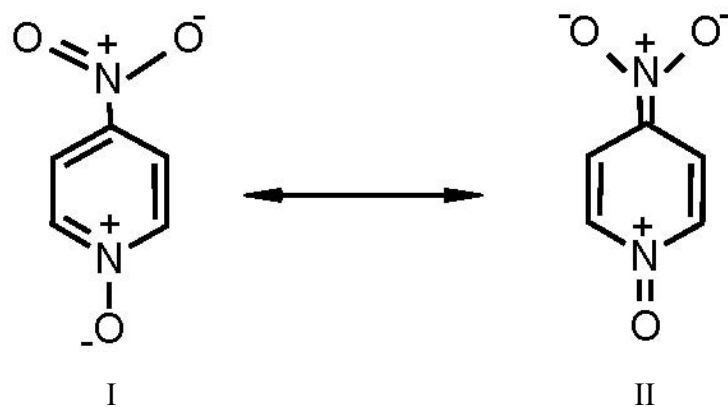
2.7 Cycloaddition to dipolar N-O

3 Conclusion

## Introduction

The chemistry and applications of N-oxides have recently received much attention due to their usefulness as synthetic intermediates and their biological importance<sup>1</sup>. Heterocyclic N-oxides are also useful as protecting groups, auxiliary agents, oxidants<sup>1</sup>, ligands in metal complexes<sup>2</sup> and catalysts<sup>1</sup>.

The N-O moiety of pyridine N-oxides possesses a unique functionality which can act effectively as a push electron donor and as a pull electron acceptor group. This strong push-pull property has an essential chemical consequence; it accounts for the equally easy synthesis of 4-substituted derivatives of pyridine N-oxides with donor as well as acceptor groups. The contribution of the resonance forms I and II depends on the nature of the substituent at position 4. The strong electron-acceptor nitro group favors the charge transfer form II.<sup>3-5</sup>



## Spectroscopic properties

For the single pyridine ring hydrogen atom of an isolated molecule three different vibrations are expected, e.g. =C-H stretch, in plane bend and out of plane deformation. The crystal data have shown that there are two different types of =C-H bonds in crystal.<sup>6</sup> The =C-H stretch band is split into two components in the Raman spectrum, at 3066 and 3054  $\text{cm}^{-1}$ , while IR spectrum shows just one band at 3052  $\text{cm}^{-1}$ . The strongest band in the IR spectrum is observed at 1231  $\text{cm}^{-1}$  together with adjacent absorptions at 1238 and 1250  $\text{cm}^{-1}$ ; and the Raman band at 1252  $\text{cm}^{-1}$  these are assigned to the N-O stretch, because this vibration is accompanied by a large change in dipole moment and polarizability.<sup>7-8</sup> The blue shifted very strong IR band at 1258  $\text{cm}^{-1}$  supports both the assignment to  $\nu$  (N-O) and existence of CH...O-N hydrogen bonding.

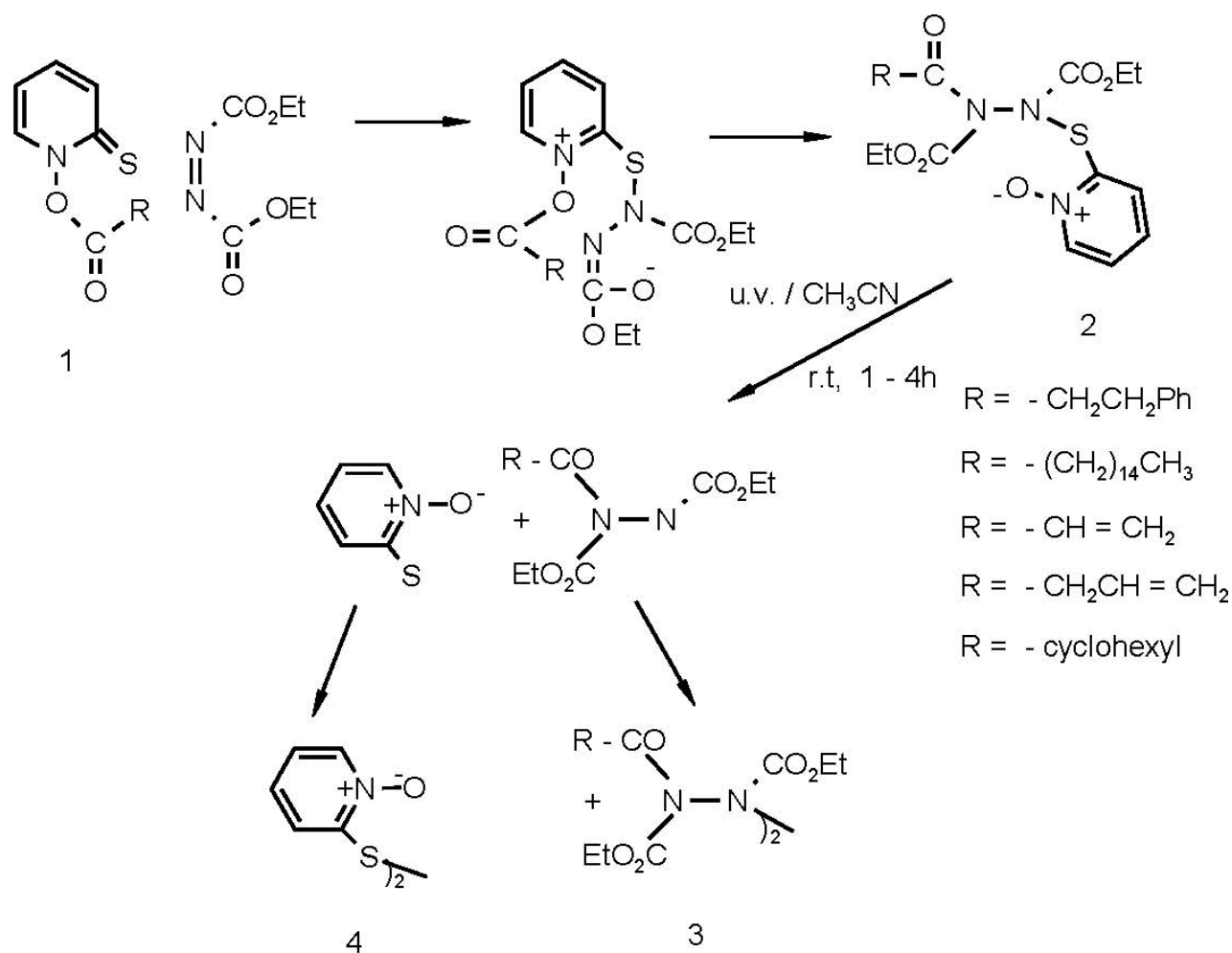
## UV spectra

The electronic structures and spectra of heterocyclic amine N-oxides have been extensively studied by many researchers. In the case of pyridine N-oxide, the strong  $\pi$ - $\pi^*$  band was observed near 280 nm, in aprotic solvents. On going from pyridine N-oxide to 2,6-dimethylpyridine N-oxide this band shows a blue shift to 274 nm. The study of 3-halo-2,6-dimethylpyridine N-oxides has shown that apart from the strong 272-278 nm band, two or three more bands are observed in the regions 220-240 and 310-330 nm. The third, weak band is observed at 363.3 nm. It might originate from the n- $\pi^*$  transition, i.e. excitation from HOMO to either the LUMO or higher MO. This band is observed at a significantly higher energy (363.3 nm) for 4-chloro-2,6-dimethyl-3-iodopyridine N-oxide than for 3-iodo-2,6-dimethyl-pyridine N-oxide (329 nm).<sup>9-11</sup>

## 1 Synthesis of pyridine N-oxides

### 1.1 From the esters of N-hydroxy-2-thiopyridone

The reaction of diethyl azodicarboxylate (DAD) with a series of the esters of N-hydroxy-2-thiopyridone of general formula **1** afforded compounds (**2a-e**). The irradiation of compounds **2** in acetonitrile with a medium pressure mercury lamp at room temperature for 1-4 h led to the formation of the corresponding dimers **3** as well as the expected disulfides **4** as shown in (Scheme 1).<sup>12</sup>

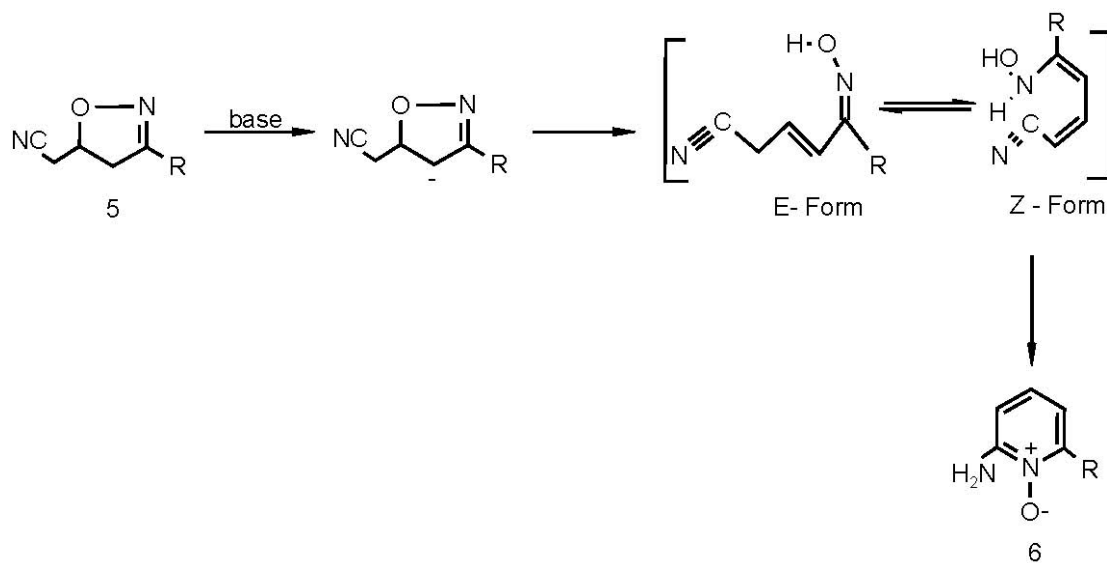


$\text{R} = -\text{CH}_2\text{CH}_2\text{Ph}, -(\text{CH}_2)_{14}\text{CH}_3, -\text{CH}=\text{CH}_2, -\text{CH}_2\text{CH}=\text{CH}_2, -\text{cyclohexyl}$

## Scheme 1

### 1.2 By ring transformation of isoxazoles

5-Cyanomethyl-2-isoxazolines (**5**) were reported to react with catalytic amount of base, such as 1,5-diazobicyclo[5.4.0]undec-5-ene (DBU) in boiling xylene to form 6-substituted-2-aminopyridine N-oxides (**6**).<sup>13</sup> The transformation should proceed through the cyclization of the reactive Z-vinylene-hydroxylamine spontaneously to give the final product **6**.

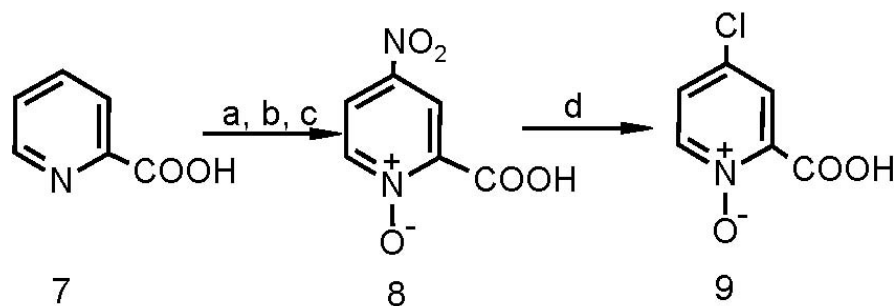


R = -Me, -C<sub>6</sub>H<sub>5</sub>, -CH=CHC<sub>6</sub>H<sub>5</sub>

### 1.3 By the oxidation of pyridine derivatives

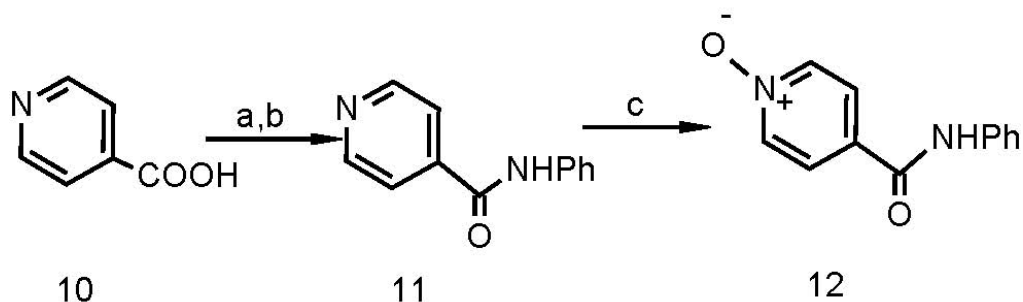
#### 1.3.1 Using H<sub>2</sub>O<sub>2</sub>/ AcOH

Picolinic acid (**7**) was converted into 4-nitropicolinic acid N-oxide (**8**), which on treatment with hydrogen chloride in methanol afforded 4-chloropicolinic acid N-oxide (**9**)<sup>14</sup>.



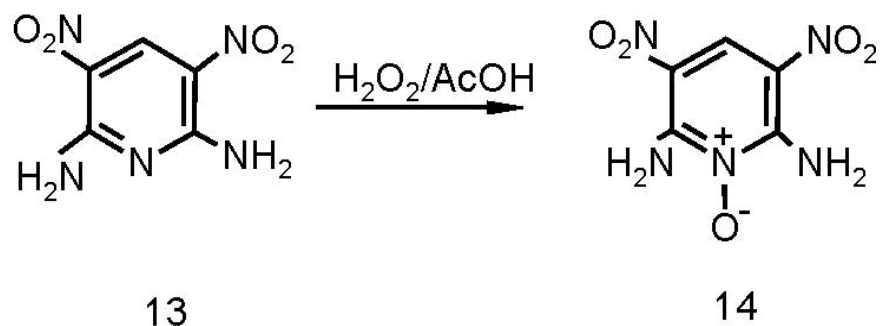
(a) KOH. (b) H<sub>2</sub>O<sub>2</sub>/AcOH. (c) HNO<sub>3</sub>/H<sub>2</sub>SO<sub>4</sub>. (d) HCl.

On the other hand, the isonicotinamide N-oxide (**12**) have been prepared from isonicotinic acid (**10**) via the anilide (**11**).<sup>15</sup>



(a)  $\text{SOCl}_2$ . (b)  $\text{PhNH}_2 / \text{Et}_3\text{N} / \text{CHCl}_3$ . (c)  $\text{H}_2\text{O}_2 / \text{AcOH}$ .

Oxidation of 2,6-diamino-3,5-dinitropyridine (**13**) with 30% aqueous hydrogen peroxide in acetic acid under reflux afforded 2,6-diamino-3,5-dinitropyridine N-oxide (**14**) in 80% yield.<sup>16,17</sup>



### 1.3.2 Using $\text{H}_2\text{O}_2$ / manganese tetrakis(2,6-dichlorophenyl)porphyrin [ $\text{Mn}(\text{TDCPP})\text{Cl}$ ]

A variety of pyridine derivatives **15a-d** were converted into their corresponding N-oxides **16a-d** in good yields and high chemoselectivity in the presence of hydrogen peroxide as oxygen donor, catalytic amount of manganese tetrakis(2,6-dichlorophenyl) porphyrin [ $\text{Mn}(\text{TDCPP})\text{Cl}$ ] and ammonium acetate as cocatalyst in  $\text{CH}_2\text{Cl}_2 / \text{CH}_3\text{CN}$ .<sup>18</sup> The pyridines bearing an alkyl substituents shows almost complete conversion to N-oxides rather than pyridines bearing chlorine substituent.

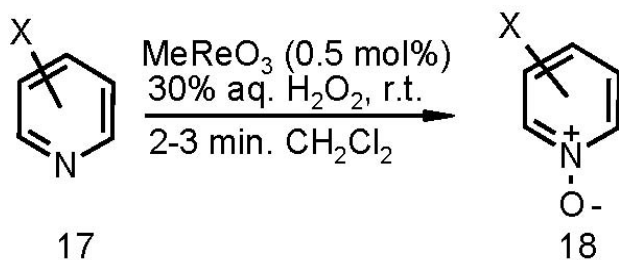


(a)  $Z = \text{H}$ . (b)  $Z = 2\text{-CH}_3$ . (c)  $Z = 4\text{-CH}_3$ . (d)  $Z = 2\text{-Cl}$ .

### 1.3.3 Using H<sub>2</sub>O<sub>2</sub>/ methyltrioxorhenium (MTO)

Pyridines **17a-c** are oxidized in high yields to their N-oxides **18a-c** by using 30% aqueous H<sub>2</sub>O<sub>2</sub> in the presence of catalytic amounts of methyltrioxorhenium (MTO). It was noted that, 3- and 4-substituted pyridines, regardless of their electronic nature, gave high yields of the corresponding N-oxides on using only 0.2-0.5 mol% of MTO.

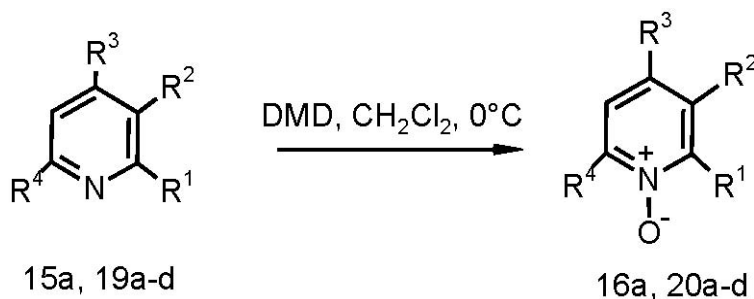
On the other hand, the most simple 2-substituted pyridines require high catalyst loading, typically 5 mol% to reach both full conversion and high yields.<sup>19-28</sup>



(a) X = CN (2-, 3-, 4-). (b) X = CH<sub>3</sub>CO (3-, 4-). (c) X = F (2-)

### 1.3.4 Using dimethyldioxirane (DMD)

Addition of excess of dimethyldioxirane (DMD), to a solution of pyridines **15a** and/or **19a-d** in CH<sub>2</sub>Cl<sub>2</sub> at 0°C led to rapid and quantitative conversion to the corresponding N-oxides **16a** and **20a-d**.<sup>23-35</sup>



**15a, 16a)** R<sup>1</sup>=R<sup>2</sup>=R<sup>3</sup>=R<sup>4</sup>=H

**19a, 20a)** R<sup>1</sup>=R<sup>4</sup>=H, R<sup>2</sup>=R<sup>3</sup>=CH<sub>3</sub>

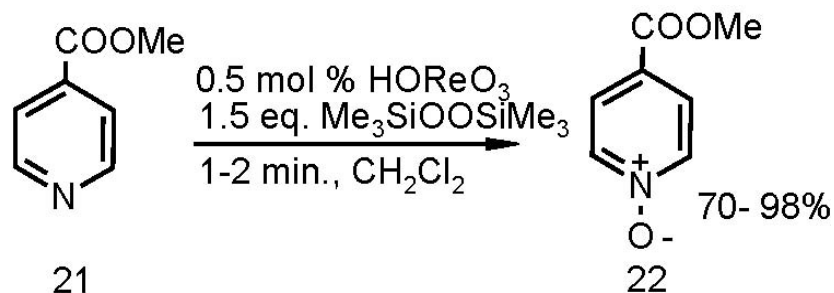
**19b, 20b)** R<sup>2</sup>=R<sup>3</sup>=H, R<sup>1</sup>=R<sup>4</sup>=CH<sub>3</sub>

**19c, 20c)** R<sup>2</sup>=H, R<sup>1</sup>=R<sup>3</sup>=R<sup>4</sup>=CH<sub>3</sub>

**19d, 20d)** R<sup>1</sup>=R<sup>2</sup>=R<sup>4</sup>=H, R<sup>3</sup>=4-(3-cyclohexenyl)

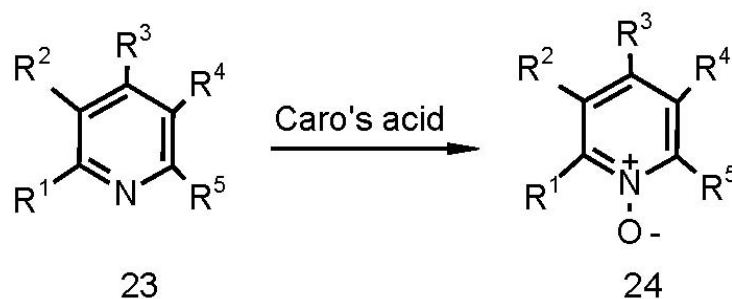
### 1.3.5 Using bis(trimethylsilyl)peroxide (BTSP)

It was found that methyltrioxorhenium MTO can be replaced in the epoxidation process by cheaper and more readily available inorganic rhenium derivatives. Aqueous H<sub>2</sub>O<sub>2</sub> is also replaced by bis(trimethylsilyl)peroxide (BTSP)<sup>36</sup>. For example, when a mixture of methyl isonicotinate (**21**) and perrhenic acid in CH<sub>2</sub>Cl<sub>2</sub> was treated with BTSP and stirred for 6h at 24°C afforded N-oxide **22**.



### 1.3.6 Using Caro's acid

The synthesis of aminopyridine N-oxides involved acylation of the amino group, oxidation of the ring nitrogen and deprotection has been reported<sup>1</sup>. The use of Caro's acid (peroxomonosulfuric acid, H<sub>2</sub>SO<sub>5</sub>) allows two useful variations: a) The reaction can be carried out over a wide pH range and b) The reaction can be carried out in water. It has been shown that, the reactions take place under neutral or basic conditions. When aminopyridines **23** were dissolved in KOH and Caro's acid was added slowly at room temperature with stirring the corresponding N-oxides **24** were isolated.<sup>37a</sup>

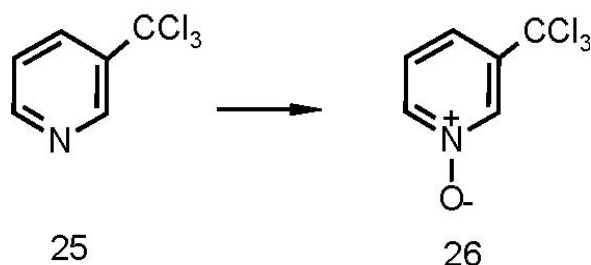


R <sup>1</sup>	R <sup>2</sup>	R <sup>3</sup>	R <sup>4</sup>	R <sup>5</sup>
NH <sub>2</sub>	H	H	H	H
NH <sub>2</sub>	H	Me	H	H
H	H	NMe <sub>2</sub>	H	H

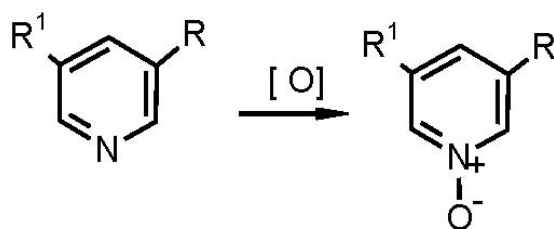


### 1.3.7 Using m-chloroperoxybenzoic acid (MCPBA)

Treatment of 3-trichloromethylpyridine (**25**) with m-chloroperoxybenzoic acid (m-CPBA) in dry chloroform gave 3-trichloromethyl-pyridine N-oxide (**26**).<sup>37b</sup>



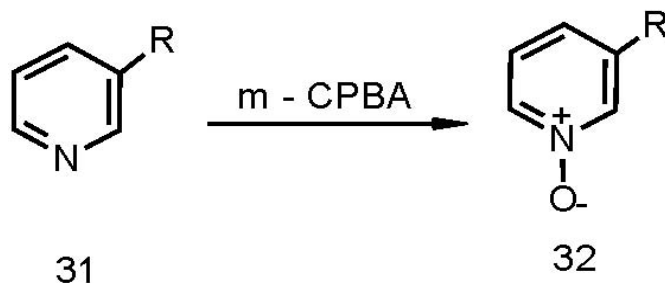
The oxidation of heterocyclic compounds by m-CPBA/HCl/DMF system has been reported.<sup>38-42</sup> For example the N-oxidation of some pyridines with m-CPBA in DMF/MeOH in the presence of HF afforded their N-oxides in excellent yields<sup>43</sup>. The N-oxidation of 3,5-lutidine (**27**) and nicotinic acid (**28**) gave their N-oxides **29** and **30**, respectively in excellent yields.



**27** R = R<sup>1</sup> = CH<sub>3</sub> **29**

**28** R = COOH, R<sup>1</sup> = H **30**

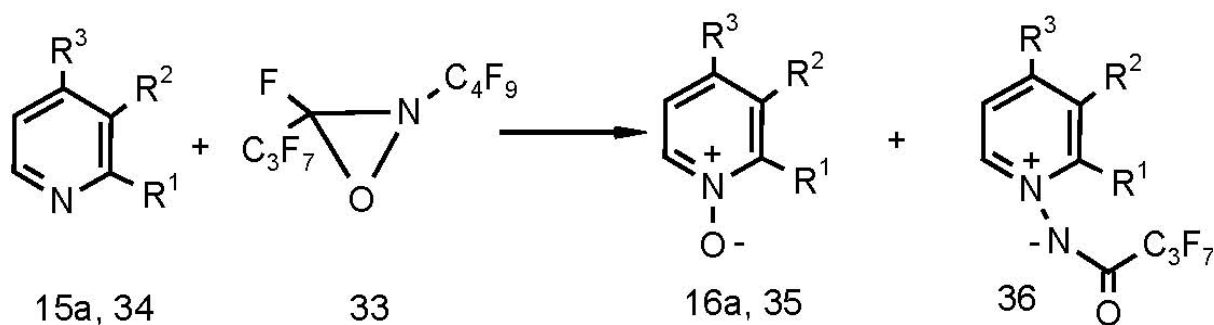
The oxidation of 3-substituted pyridines (**31**) to their corresponding pyridine N-oxides **32** using (m-CPBA) gave the highest yield when compared to other oxidizing agents such as 30% H<sub>2</sub>O<sub>2</sub> in glacial acetic acid, sodium perborate monohydrate, potassium peroxydisulfate and magnesium monoperoxy-phthalate.<sup>44-46</sup>



(a) R = CH<sub>2</sub>COOEt. (b) R = CH<sub>2</sub>CH<sub>3</sub>. (c) R = CONH<sub>2</sub>.

### 1.3.8 Using oxaziridines

Perfluoro-(cis-2,3-dialkyloxaziridine) (**33**) proved to be versatile oxidizing agents<sup>47</sup>, being powerful enough to give a clean oxyfunctionalization. So, the oxygenation of the heteroatom site of substrates **15a**, **34b-c** to give N-oxides (**16a,35b-c**) has been observed for all tested substrates and in some cases amination of the same site also occurred to give variable amounts of N-aminides (**36a-c**).

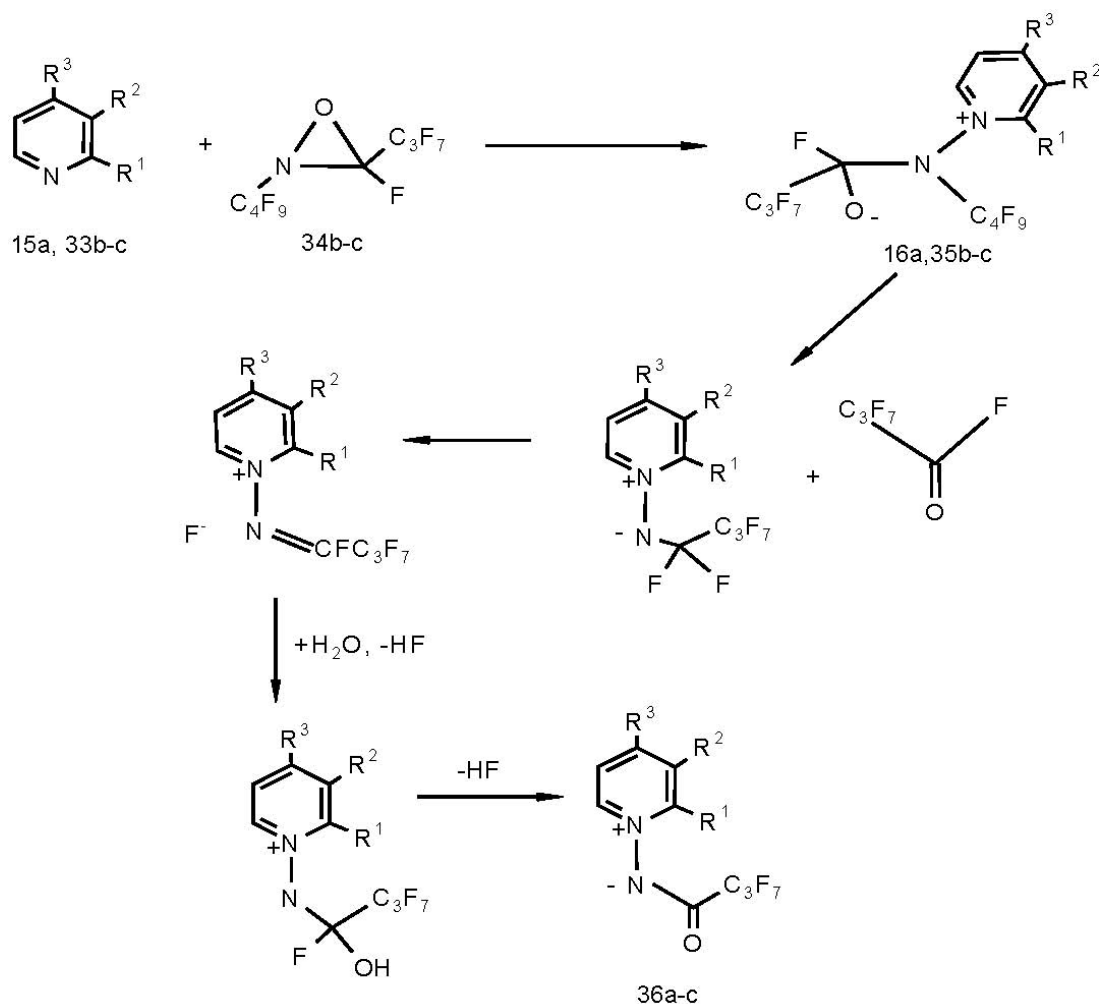


**15a, 16a, 36a** R<sup>1</sup> = R<sup>2</sup> = R<sup>3</sup> = H

**34b, 35b, 36b** R<sup>1</sup> = R<sup>2</sup> = H, R<sup>3</sup> = CH<sub>3</sub>

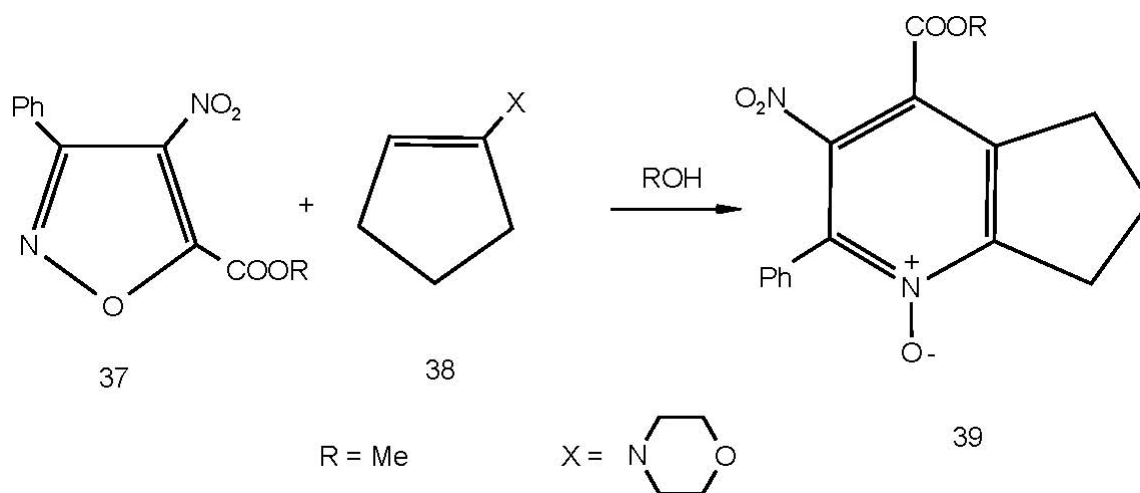
**34c, 35c, 36c** R<sup>1</sup> = R<sup>2</sup> = H, R<sup>3</sup> = (CH<sub>3</sub>)<sub>2</sub>CH

The formation of N-aminides (**36**) have been performed according to the following mechanism:

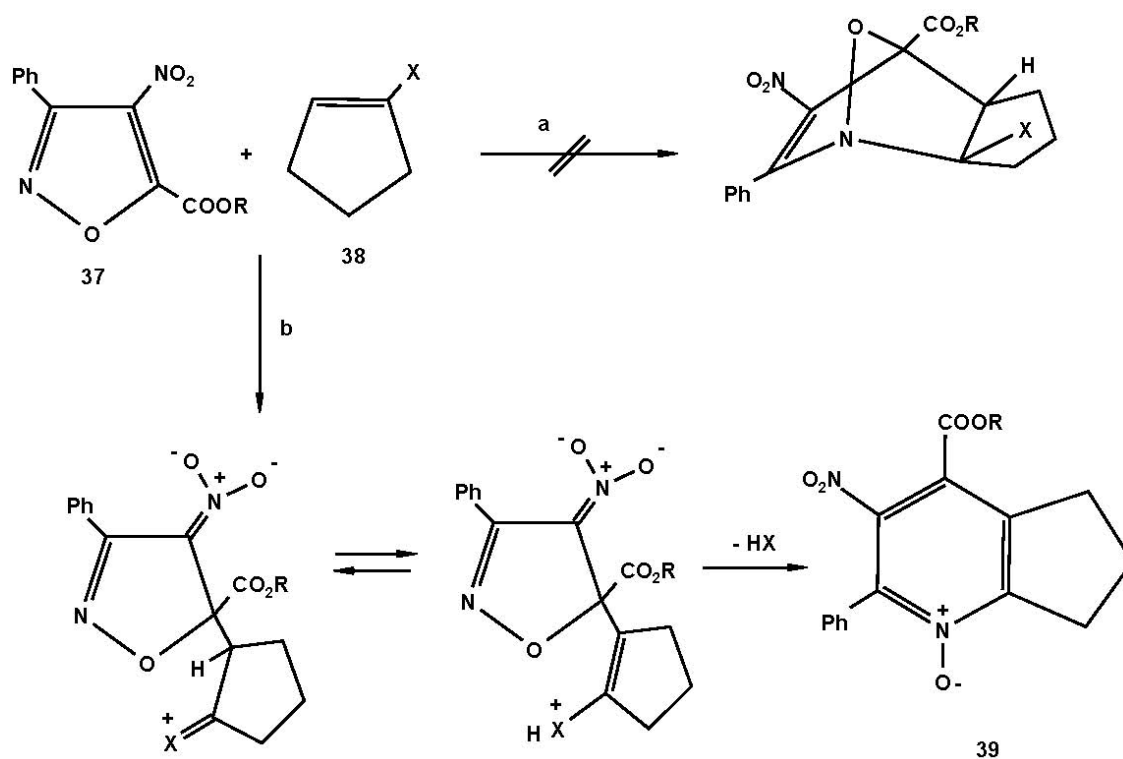


#### 1.4 Through cycloaddition reactions

4-Nitroisoxazoles (**37**) substituted at position 5 easily undergo [2,4] cycloaddition reaction, leading to polynuclear heterocyclic systems.<sup>48-50</sup> When compounds **37** were allowed to react with an equimolar amount of 4-(1-cyclopenten-1-yl)morpholine (**38**) in alcohol at room temperature, the bicyclic pyridine N-oxide (**39**) were obtained in moderate yield.<sup>51</sup>



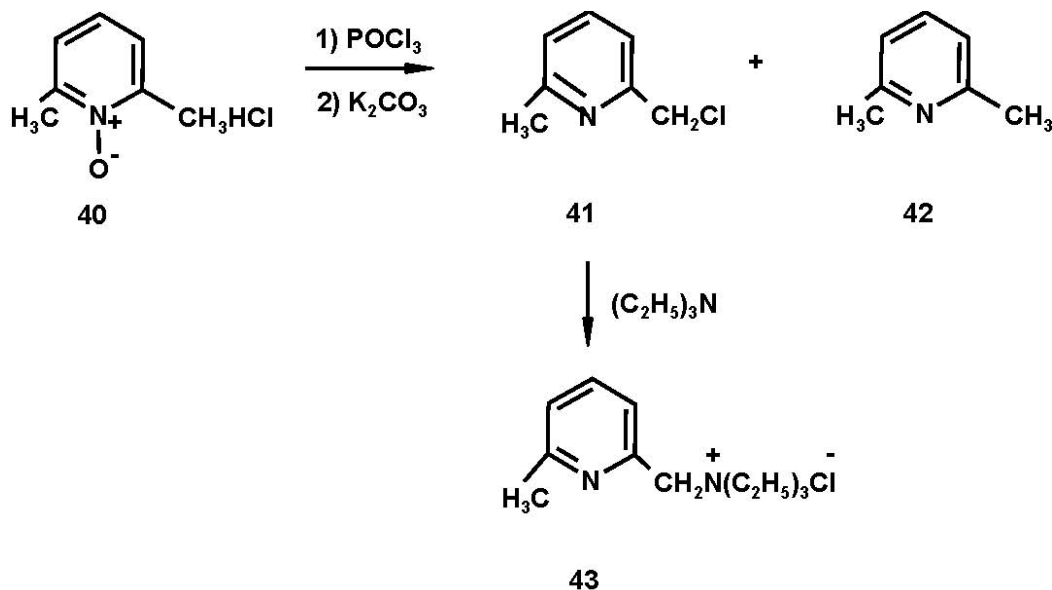
The formation of (**39**) has been performed according to the following mechanism:



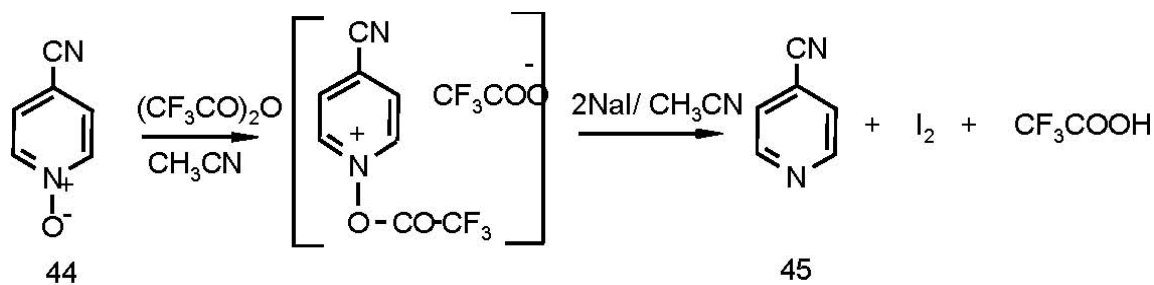
## 2 Reactions of pyridine N-oxides

### 2.1 Deoxygenation

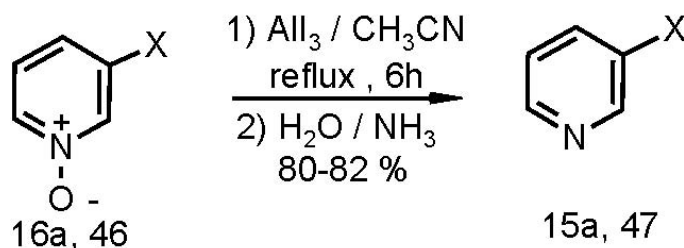
The deoxygenation of aromatic N-oxides, which are important in the syntheses of nitrogenous aromatic heterocycles have been reported.<sup>52-60</sup> The reaction of 2,6-dimethylpyridine N-oxide hydrochloride (**40**) with phosphorus oxychloride in the presence of potassium carbonate led to the formation a mixture of **41** and **42**. Treatment of the mixture with triethylamine converted the more reactive **41** to quaternary salt **43** which upon treatment with water gave **42** in (61%) yield.<sup>61</sup>



The addition of trifluoroacetic acid anhydride to a suspension solution of 4-cyanopyridine N-oxide (**44**) and NaI in CH<sub>3</sub>CN afforded the formation of 4-cyanopyridine (**45**).<sup>62-63</sup>

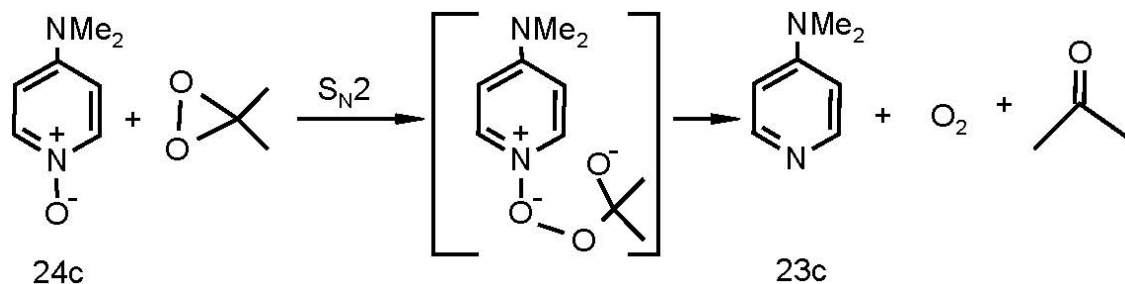


It was found that aluminum iodide can be used as an economic and convenient reagent for the reductive cleavage of N-O bond in heterocycles. The reaction of aluminum iodide with pyridine N-oxides **16a** and **46** afforded products **15a** and **47**, respectively in high yields.<sup>64-65</sup>

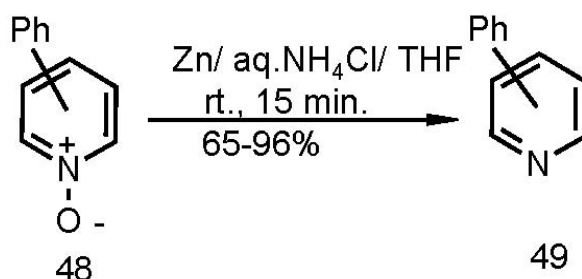


**15a** X = H; **47** X = Cl

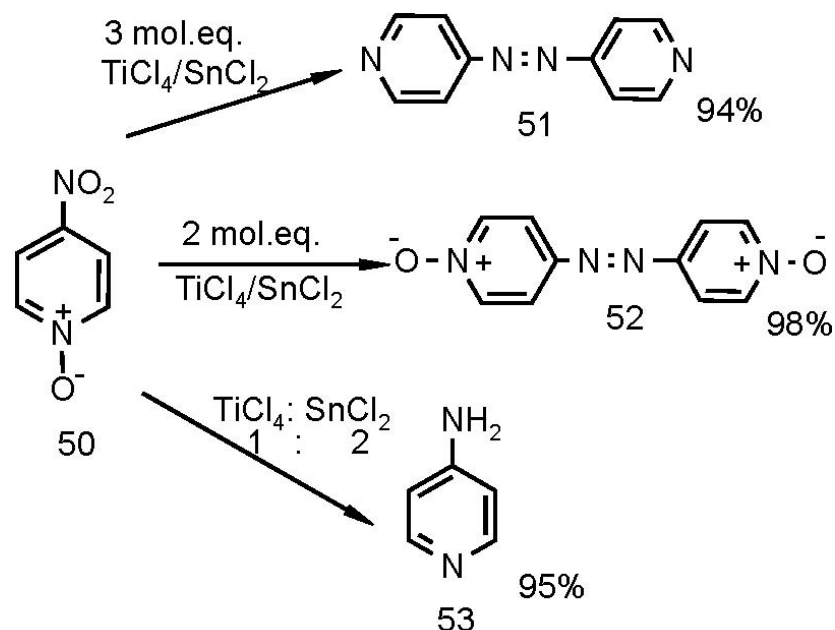
In some cases the resulting N-oxide efficiently decomposes the dioxirane with liberation of oxygen gas and regeneration of heteroarene. The deoxygenation of N-oxides by dioxirane proceeds by an  $\text{S}_{\text{N}}2$  attack of the nucleophilic N-oxide oxygen atom on the dioxirane peroxide bond as shown below. 4-N,N-Dimethylaminopyridine N-oxide (**24c**) was partially deoxygenated by dimethyldioxirane (DMD) to the corresponding amine (**23c**).<sup>29</sup>



The best results were reported for the deoxygenation of pyridine N-oxides, when the reaction of compound **48** was carried out using zinc (4.5 eq.)<sup>66</sup> gave **49**.

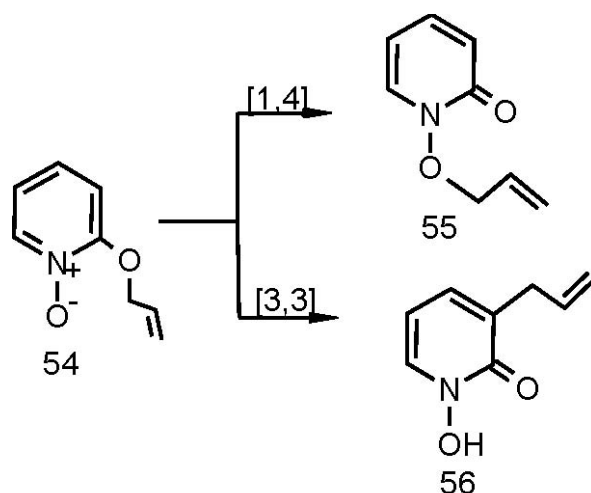


The reduction products of p-nitropyridine N-oxide (**50**) depends on the concentration of reducing agent. Thus, the reduction of **50** with 3 molar equivalents of  $\text{TiCl}_4/\text{SnCl}_2$  affords the azocompound (**51**) in almost quantitative yield. When 2 molar equivalents of the reagent were used, the reaction afforded 4,4'-azopyridine 1,1'-dioxide (**52**) as the exclusive product. The increasing of  $\text{SnCl}_2$  amount in the reagent ( $\text{TiCl}_4:\text{SnCl}_2$  ratio = 1:2, reagent : N-oxide ratio = 3:1) results in the formation of 4-pyridinamine (**53**) in high yield.<sup>67-69</sup>



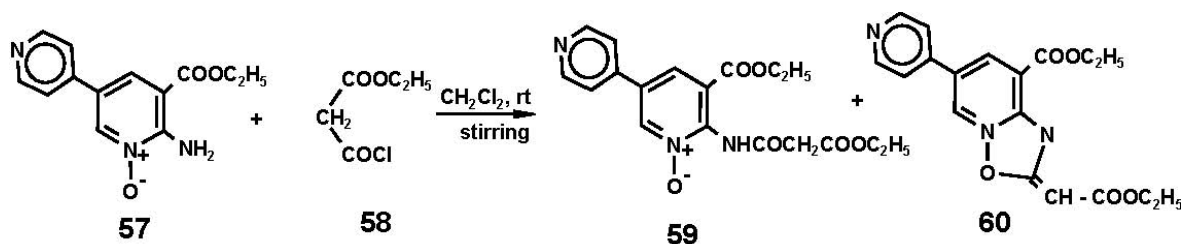
## 2.2 Rearrangement of allyloxypyridine N-oxide

Thermal rearrangement of 2-allyloxypyridine N-oxide (**54**) yields N-allyloxy-2-pyridones (**55**) and 3-allyl-N-hydroxy-2-pyridones (**56**).<sup>70-72</sup> These transformations are shown to be regiospecific and the reactions involve concerted [1,4] and [3,3] sigmatropic rearrangements.

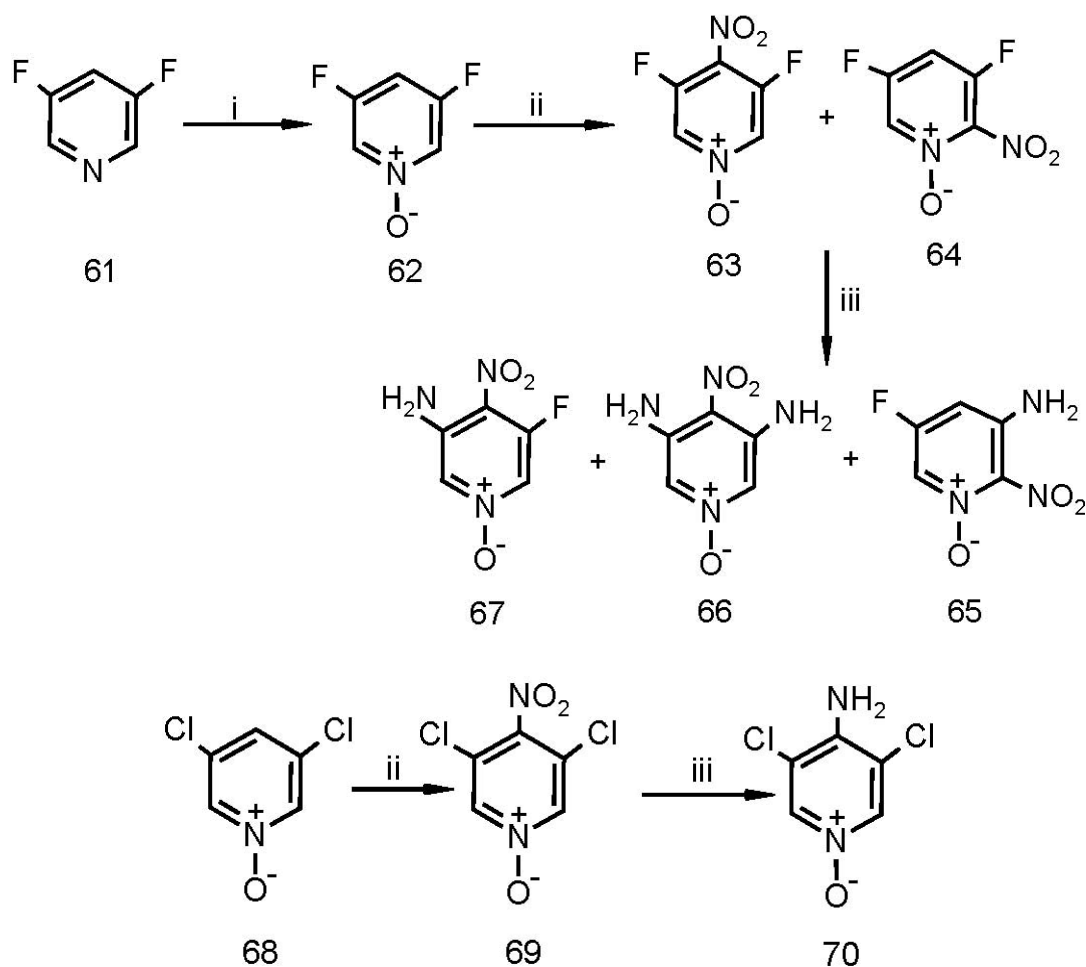


## 2.3 Nucleophilic reactions

The reaction of 2-amino-3-ethoxycarbonyl-5-(4-pyridyl)pyridine N-oxide (**57**) with ethylmalonylchloride (**58**) in methylene chloride at room temperature affords the corresponding 2-ethoxycarbonyl-acetamidopyridine N-oxide (**59**) and the oxadiazole derivative (**60**).<sup>73</sup>



3,5-Difluoropyridine (**61**) was converted into its N-oxide **62** in order to activate the system to electrophilic attack. Nitration of **62** gave the 4-nitro derivative **63** as the major isomer, together with the 2-nitro isomer **64**. Treatment of **63** and **64** with ammonia gave the amino derivatives **65**, **66** and **67**. Thus, the synthetic value of this reaction was demonstrated when the reaction was carried out with 3,5-dichloropyridine (**68**), which upon nitration gave the nitro compound **69**. Treatment of **69** with ammonia resulted in the formation amino derivative **70** as shown in Scheme 2.<sup>74</sup>

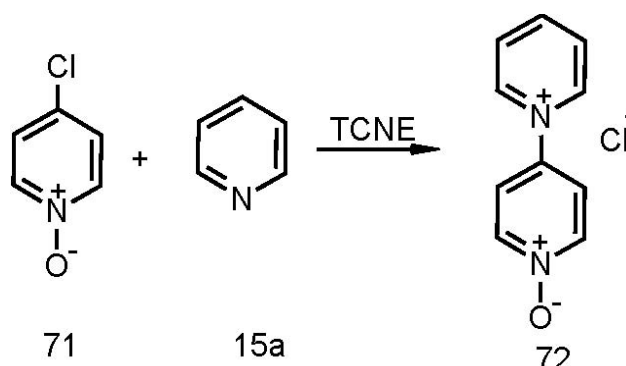


(i)  $\text{H}_2\text{O}_2/\text{AcOH}$ . (ii) Fuming  $\text{H}_2\text{SO}_4$ ,  $\text{HNO}_3$ . (iii)  $\text{NH}_3/\text{CH}_3\text{CN}$ .

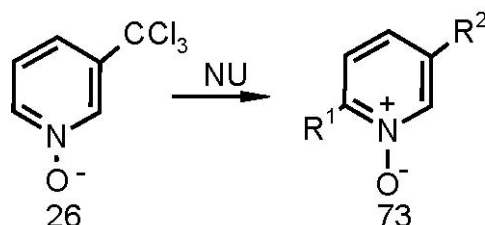
### Scheme 2



Displacement of chlorine in 4-chloropyridine N-oxide (**71**) to give the quaternary salt (**72**), could be achieved upon treatment with pyridine (**15a**) in tetracyanoethylene (TCNE).<sup>75</sup>



The reaction of 3-trichloromethylpyridine N-oxide (**26**) with 1.5 eq of sodium methoxide in tetrahydrofuran (THF) afforded a mixture of **73a** and **73b**. When 4.5 eq of sodium methoxide was reacted with **31**, a mixture of **73a**, **73b** and **73c** was obtained. Similarly, the reaction with methyl thioglycolate or 2-mercaptoethanol in triethylamine at room temperature afforded **73d** and **73e**.<sup>37b</sup>



**73a**  $\text{R}^1 = -\text{OMe}$ ,  $\text{R}^2 = -\text{CH}(\text{OMe})_2$

**73b**  $\text{R}^1 = -\text{OMe}$ ,  $\text{R}^2 = -\text{CHCl}_2$

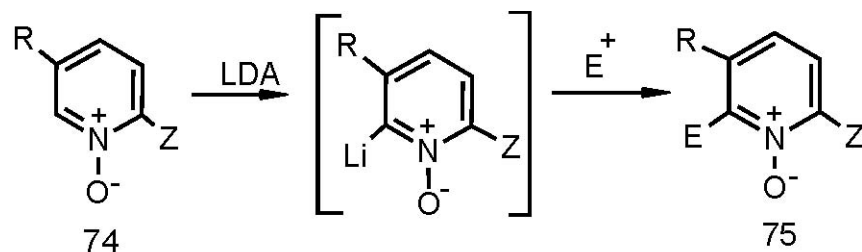
**73c**  $\text{R}^1 = -\text{OMe}$ ,  $\text{R}^2 = -\text{C}(\text{OMe})_3$

**73d**  $\text{R}^1 = -\text{SCH}_2\text{COOMe}$ ,  $\text{R}^2 = -\text{CHCl}_2$

**73e**  $\text{R}^1 = -\text{SCH}_2\text{CH}_2\text{OH}$ ,  $\text{R}^2 = \text{CHCl}_2$

## 2.4 Metallation followed by electrophilic substitution

Lithiation of 2-N,N-diisopropylcarboxamidopyridine N-oxide (**74a**) and 2-pivaloylaminopyridine N-oxides (**74b**) and (**74c**) with lithium diisopropylamide (LDA) in tetrahydrofuran (THF) at  $-75^\circ\text{C}$  resulted in the formation of **75**. Carboxamides and pivaloylamino groups are known to be ortho-directing groups under other conditions.<sup>76-77</sup> Reaction of various electrophiles namely, benzaldehyde, iodine, carbon dioxide and deuterated ethanol with the intermediate lithio species provided the corresponding compounds **75**.



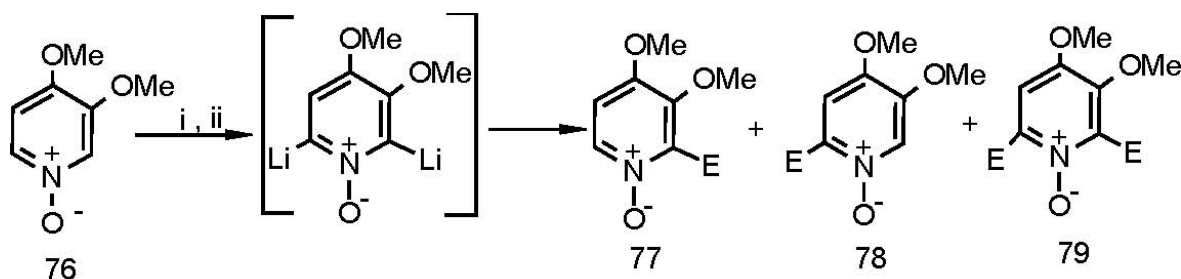
a Z = CONPr<sup>t</sup><sub>2</sub>, R = H E = -CH(OH) Ph

b Z = NHCOCu<sup>t</sup> R = H E = -I

c Z = NHCOCu<sup>t</sup> R = Me E = -COOH

E = -D

It has been reported that the reaction of butyl lithium with 3,4-dimethoxypyridine N-oxide (**76**) undergoes a regioselective metallation at C-2. Compound **76** was lithiated with 2.2 eq of butyl lithium in THF at 0°C for 45 min. to give an intermediate lithio species which on reaction with various electrophiles afforded the corresponding 2-,6- or 2,6-functionalized products **77**, **78**, and **79** respectively.<sup>78</sup>

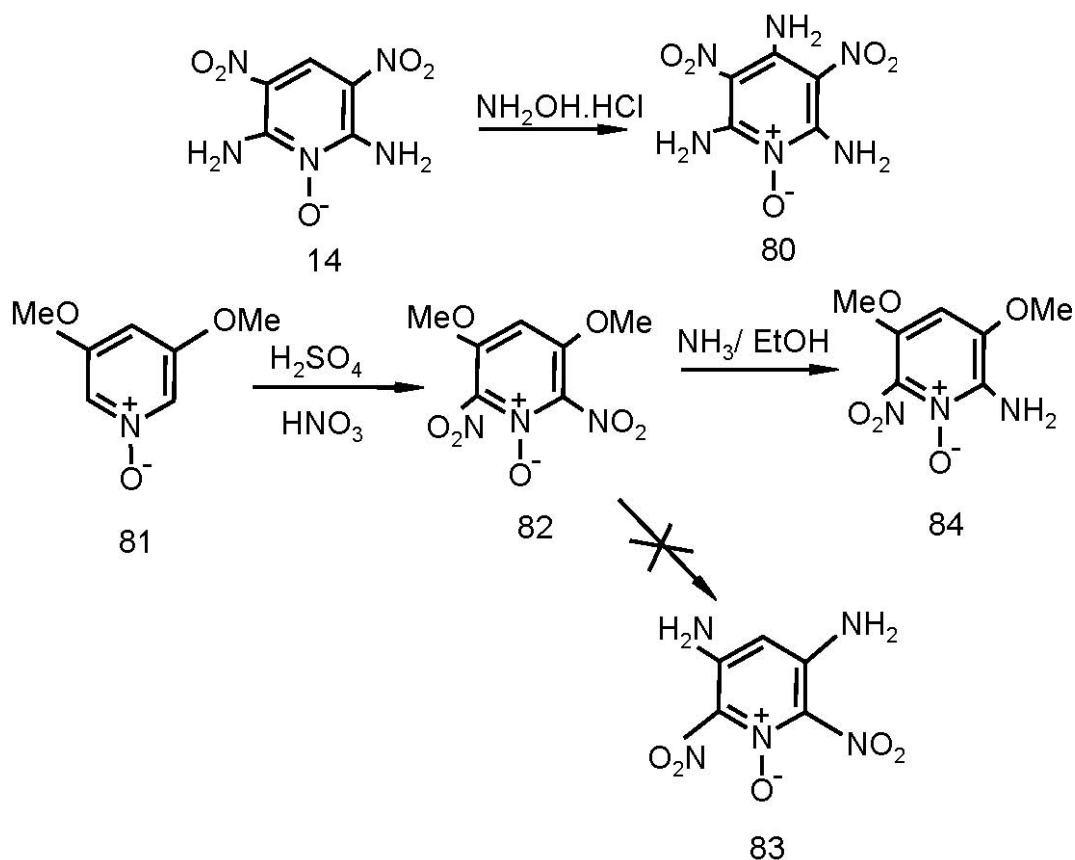


a; E = D c; E = 2-MeC<sub>6</sub>H<sub>4</sub>CH(OH)

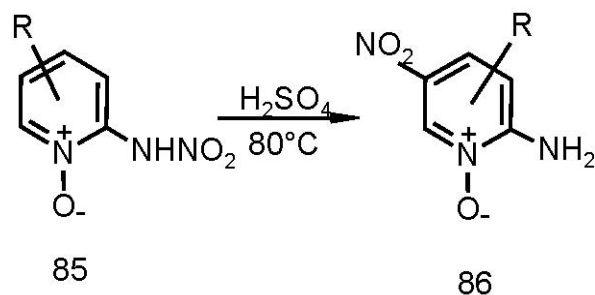
b; E = MeCH(OH) d; E = I

i = BuLi, THF, 0°C, 45min.; ii, electrophile, -75°.

When compound **14** was treated with hydroxylamine hydrochloride in aqueous KOH, it afforded compound (**80**) in 39% yield.<sup>16</sup> The process of amination took place by indirect nucleophilic substitution, since the amino group was introduced from hydroxylamine or 4-amino-1,2,4-triazole.<sup>79</sup> Nitration of 3,5-dimethoxypyridine N-oxide (**81**) gave 3,5-dimethoxy-2,6-dinitropyridine N-oxide (**82**). Aminolysis of **82** gave **84**, rather than the expected 3,5-diamino-2,6-dinitropyridine N-oxide (**83**).



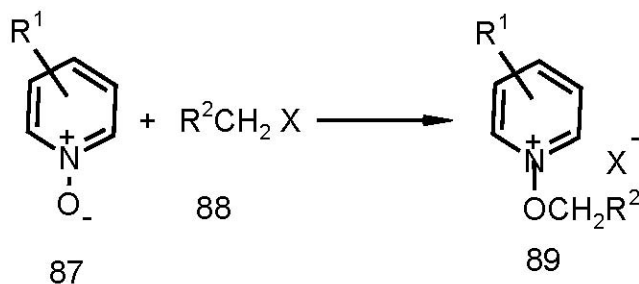
2-Nitroaminopyridine N-oxides (**85**) were converted to 2-amino-5-nitro-pyridine N-oxides (**86**)<sup>80</sup> in the presence of sulfuric acid at 80°C.



R = H, 3-Me, 4-Me, 6-Me

## 2.5 O- Alkylation

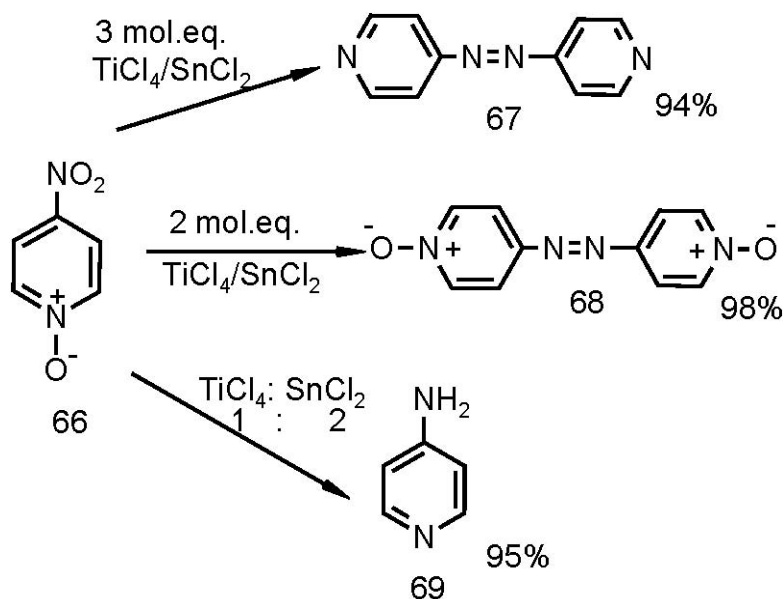
The alkylation of pyridine N-oxides **87** with alkyl halides **88** in acetonitrile at 25°C afforded the N-alkyloxypyridinium halides **89**.<sup>81-82</sup>



$R^1 = \text{Me, MeO, Me}_2\text{N}$ ;  $R^2 = \text{H, Me, Ph, PhCO}$ ;  $X = \text{I, Br}$

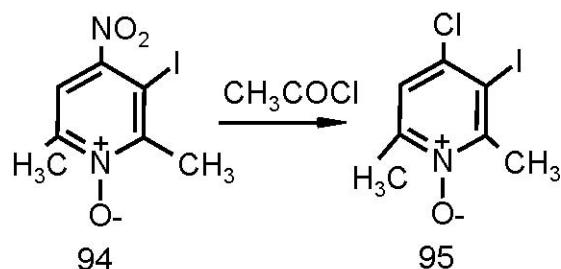
## 2.6 Nucleophilic substitution of 3-bromo-4-nitropyridine N-oxide

Heating of 3-bromo-4-nitropyridine N-oxide (**90**) with potassium salt of 3-hydroxypyridines (**91**) in anhydrous DMF at room temperature, afforded 4-nitro-3,3'-oxybispyridine N-oxide (**92**). Repeating the above experiment in methanol gave 3-bromo-4-methoxy-pyridine N-oxide (**93**).<sup>83</sup>



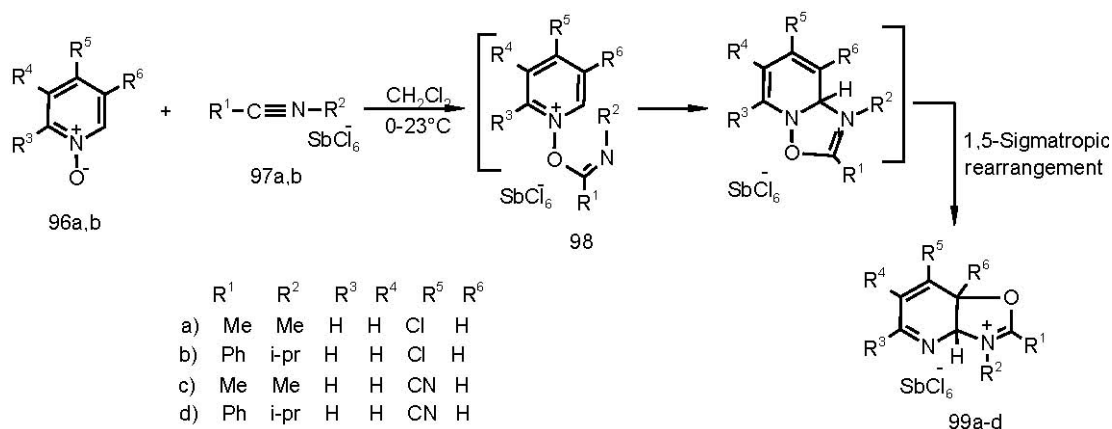
$R = \text{Me, CH}_2\text{Ph, CH}_2\text{Ph-4-CF}_3$

When 3-iodo-2,6-dimethyl-4-nitropyridine N-oxide (**94**) was treated with acetyl chloride at 50°C for 30 min. afforded 4-chloro-3-iodo-2,6-dimethylpyridine N-oxide (**95**)<sup>84-85</sup> in 89% yield.

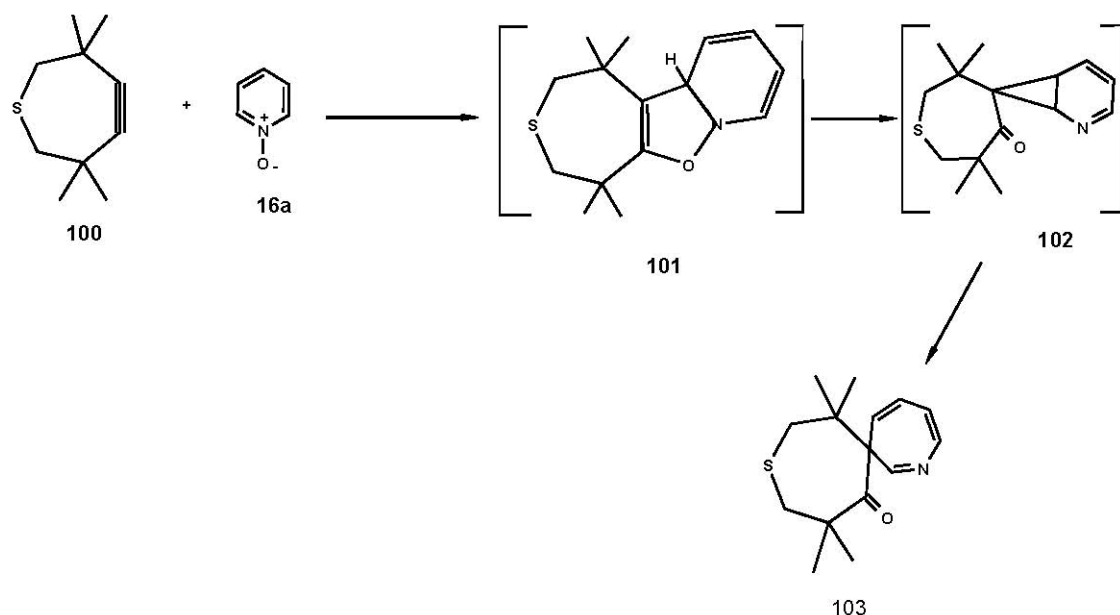


## 2.7 Cycloaddition to dipolar N-O

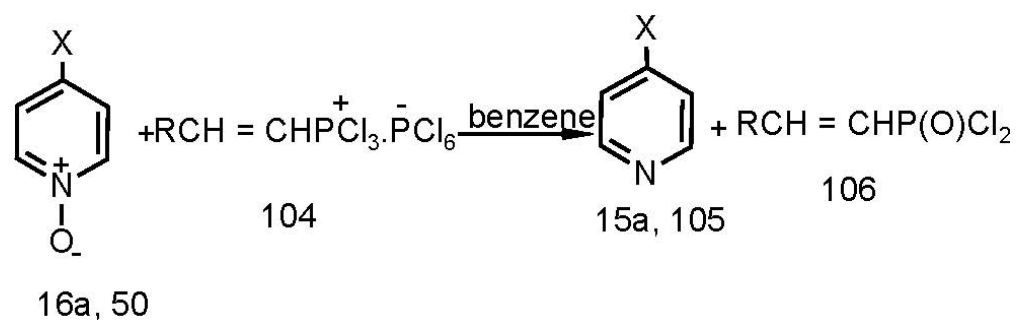
The cycloaddition of pyridine N-oxides **96a,b** to nitrilium salts **97a,b** in methylene chloride at 0-23°C for 20-45min. afforded the salts **99a-d** in good yield through a reactive intermediate **98**<sup>86</sup> (through 1,5-sigmatropic rearrangement).



The strained 3,3,6,6-tetramethyl-1-thia-4-cycloheptyne (**100**) reacts at room temperature with pyridine N-oxide (**16a**) to yield the unstable intermediate **101** which rearranged to the spiro 3H-azepine derivative **103** in 54% yield<sup>87</sup> via the azanorcaradiene (**102**).

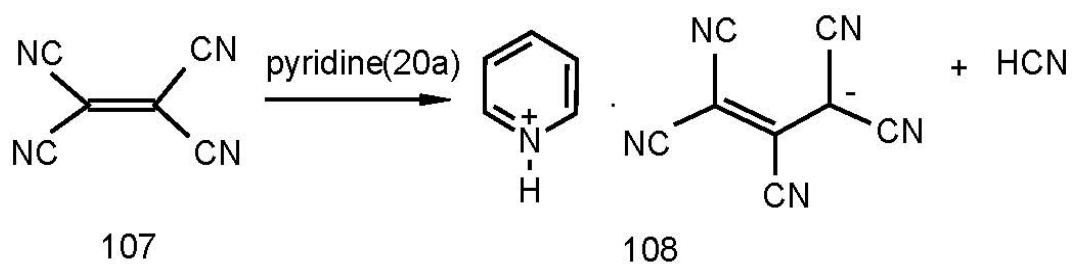


Treatment of pyridine N-oxides **16a** and **50** with 2-chloroalkyl- trichlorophosphonium hexachlorophosphorates (**104**) yields pyridines **15a**, **105** and 2-chloroalkylphosphonic dichlorides (**106**).<sup>88</sup>



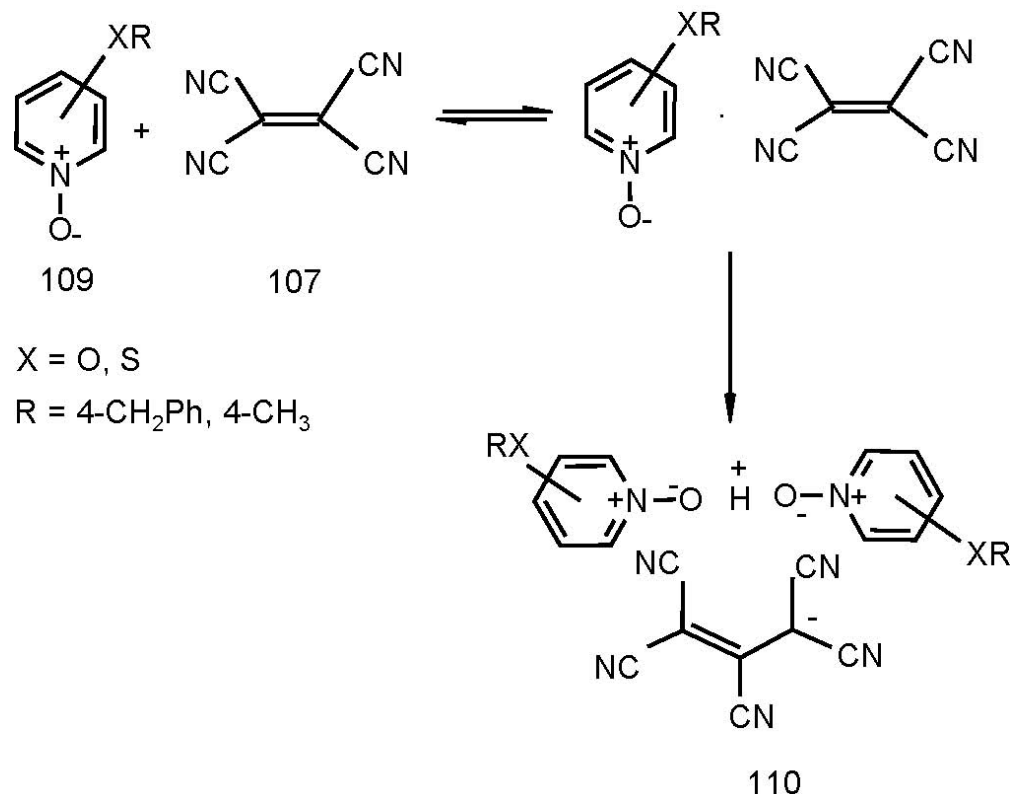
X = H, NO<sub>2</sub>; R = C<sub>6</sub>H<sub>5</sub>, OC<sub>2</sub>H<sub>5</sub>  
R = OC<sub>4</sub>H<sub>9</sub>

The reaction of tetracyanoethylene (**107**) with pyridine (**20a**) even in anhydrous solvents resulted in the formation of pyridinium pentacyano-propenoide (**108**).<sup>89</sup>



Based on the above finding, it was expected that the reaction of pyridine N-oxides with tetracyanoethylene in dry benzene corresponds to salts derived from N-oxides and pentacyanopropene.

When pyridine N-oxides **109** was allowed to react with tetracyano-ethylene (**107**) in dry benzene, a solid begins to precipitate in 1-20 min, and the reaction is completed in 1-2 h afforded the ion charge transfer compound (**110**). It was found that the best results were obtained when the reaction was carried out in an ether-ethanol mixture.<sup>90</sup>



The dissolution of the solid products in dioxane, methylene chloride, chloroform, or acetonitrile resulted in the formation of yellow solutions with absorption maxima at 400 and 420 nm. This was attributed to the formation of the charge-transfer band.<sup>91-92</sup>

## Conclusions

Hydrogen peroxide and acetic acid have been used previously for the oxidation of pyridines. This review summarizes the unusual oxidizing agents in quantitative conversion and high chemoselectivity. These reagents (e.g. dimethyldioxirane, oxaziridines) act as oxygen source for the oxidation of pyridine. Also, the use of pyridine N-oxides for the formation of ion charge transfer compounds which is very important in most of the chemical reaction and cycloaddition

of N-O bond with nitrilium salts was studied.

## References

1. (a) Albini, A.; Pietra, S. *Heterocyclic N-oxides* CRC Press: Boca Raton. 1991. (b) Albini, A. *Synthesis* **1993**, 263
2. O'Connor, C.J.; Sinn, E.; Carlin, R.L. *Inorg. Chem.* **1977**, *16*, 3314.
3. Brycki, B.; Nowak-Wydra, B.; Szafran, M. *Magn. Reson. Chem.* **1988**, *26*, 303; *Chem. Abstr.* **1989**, *110*, 114156a.
4. Szafran, M.; Brycki, B.; Dega-Szafran, Z.; Nowak-Wydra, B. *J. Chem. Soc., Perkin Trans.* **1991**, *2*, 1161.
5. Chmurzynski, L.; Liwo, A.; Tempczyk, A. *Z. Naturforsch.* **1989**, *44b*, 1263.
6. Taylor, R.; Kennard, O. *J. Amer. Chem. Soc.* **1982**, *104*, 5063.
7. Lutz, B.; van der Maas, J. H.; Kanters, J. A. *J. Mol. Struct.* **1994**, *325*, 203; *Chem. Abstr.* **1995**, *122*, 133512c.
8. Knuts, S.; Agren, H.; Minaev, B.F. *Theochem.* **1994**, *117*, 185; *Chem. Abstr.* **1994**, *121*, 178999n.
9. Nakagawa, Y.; Suxuka, I.; and Ito, M. *Chem. Phys. Lett.* **1993**, *208*, 453.
10. Lutz, B. T. G.; Jacob, J.; van der Maas, J. H. *Vib. Spectrosc.* **1996**, *12*, 197; *Chem. Abstr.* **1996**, *125*, 287584b.
11. Abo Aly, M. M.; Morsi, S. *Spectrochim. Acta* **1992**, *48 A*, 61; *Chem. Abstr.* **1992**, *116*, 255063d.
12. Derek, B. H. R.; Nubar, O.; Bernard, V. *Tetrahedron Lett.* **1988**, *44*, 7385.
13. Chucholowski, A. W.; Uhlendorf, S. *Tetrahedron Lett.* **1990**, *31*, 1949.
14. Epszajn, J.; Bieniek, A.; Kowalska, J. A. *Tetrahedron* **1991**, *47*, 1697.
15. Epszajn, J.; Bieniek, A.; Ptotka, M. W.; Suwald, K. *Tetrahedron* **1989**, *45*, 7469.
16. Hollins, R. A.; Merwin, L. H.; Nissan, R. A.; Wilson, W. S.; Gilard, R. *J. Heterocycl. Chem.* **1996**, *33*, 895.
17. Ritter, H.; Licht, H. H. *J. Heterocycl. Chem.* **1995**, *32*, 585.
18. Thellend, A.; Battioni, P.; Sanderson, W.; Mansuy, D. *Synthesis* **1997**, 1387.
19. Coperet, C.; Adolfsson, H.; Sharpless, K.B. *J. Chem. Soc. Chem. Commun.* **1997**, 1565.
20. Rudolph, J.; Reddy K. L.; Chiang J. P.; Sharpless K. B. *J. Am. Chem. Soc.* **1997**, *119*, 6185.
21. Yudin, A. K.; Sharpless, K. B. *J. Am. Chem. Soc.* **1997**, *119*, 11536.
22. Murray, R. W.; Iyanar, K.; Chen, J.; Wearing, J. T. *Tetrahedron Lett.* **1995**, *36*, 6415.
23. Zhu, Z.; Espenson, J. H. *J. Org. Chem.* **1995**, *60*, 7728.
24. Murray, R. W.; Iyanar, K.; Chen, J.; Wearing, J. T. *Tetrahedron Lett.* **1996**, *37*, 805.
25. Goti, A.; Nanelli, L. *Tetrahedron Lett.* **1996**, *37*, 6025.
26. Murray, R. W.; Iyanar, K.; Chen, J.; Wearing, J. T. *J. Org. Chem.* **1996**, *61*, 8099
27. Yamazaki, S; *Bull. Soc. Chem. Jpn.* **1997**, *70*, 877.



28. Copéret, C.; Adolfsson, H.; Tinh-Alfredo, V. Kh; Yudin, A. K.; Sharpless, K. B. *J.Org.Chem.*, **1998**, *63*, 1740.
29. Ferrer, M.; Sánchez – Baeza, F.; Messeguer, A. *Tetrahedron* **1997**, *53*, 15877.
30. Adam, W.; Briviba, K.; Duschek, F.; Golsch, D.; Kiefer, W.; Sies, H. *J. Chem. Soc. Chem. Commun.* **1995**, 1831.
31. Murray, R. W.; Rajadhyaksha, S. N.; Mohan, L. *J.Org.Chem.* **1989**, *54*, 5783.
32. Murray, R. W.; Singh, M.; Rath, N. *Tetrahedron Asymmetry* **1996**, *7*, 1611
33. Murray, R. W.; Singh, M. *J.Org.Chem.* **1990**, *55*, 2954.
34. Murray, R. W.; Singh, M. *Tetrahedron Lett.* **1988**, *29*, 4677.
35. Murray, R. W.; Singh, M. *Synth. Commun.* **1989**, *19*, 3509; *Chem.Abstr.* **1990**, *113*, 96665w.
36. Copéret, C.; Adolfsson, H.; Chiang, P. J.; Yudin, A. K.; Sharpless, B. K. *Tetrahedron Lett.* **1998**, *39*, 761.
37. (a) Gregory, J. R.; Edward, J. B. *J.Chem.Res.(S)* **1993**, 412. (b) Cartwright, D.; Ferguson, J. R.; Giannopoulos, T.; Varvounis, G.; Wakefield, B. J. *Tetrahedron* **1995**, *51*, 12791.
38. Kim, H. R.; Jung, J. H.; Kim, J. N.; Ryu, E. K. *Synth. Commun.* **1990**, *20*, 637; *Chem.Abstr.* **1990**, *113*, 77823e.
39. Kim, H. J.; Kim, H. R.; Kim, J. N.; Ryu, E. K. *Bull. Korean Chem. Soc.* **1990**, *11*, 184; *Chem. Abstr.* **1990**, *113*, 190453x.
40. Chung, K. H.; Kim, K. M.; Kim, J. N.; Ryu, E. K. *Synth. Commun.* **1991**, *21*, 1917; *Chem.Abstr.* **1991**, *115*, 231815d.
41. Kim, H. R., Chung, K. H., Kim, H. J.; Ryu, E. K. *Bull. Korean Chem. Soc.* **1992**, *13*, 579. *Chem. Abstr.* **1993**, *118*, 168910a.
42. Kim, K. M.; Chung, K. H.; Kim, J. N.; Ryu, E. K. *Synthesis* **1993**, 283.
43. Rhie, S. Y.; Ryu, E. K. *Heterocycles* **1995**, *41*, 323.
44. Bremner, D. H.; Sturrock, K. R.; Wishart, G.; Mitchell, S. R.; Nicoll, S. M.; Jones, G. *Synth. Commun.* **1997**, *27*, 1535; *Chem. Abstr.* **1997**, *126*, 343469c.
45. Fieser, M. *Reagents for organic synthesis* Vol. 14; Wiley: New York, 1989, p 290.
46. Greenhalgh, R. P. *Synlett* **1992**, 235; *Chem.Abstr.* **1992**, *117*, 7461u.
47. Bernardi, R.; Novo, B.; Resnati, G. *J. Chem. Soc., Perkin Trans. 1* **1996**, 2517.
48. Nesi, R.; Giomi, D.; Papaleo, S.; Bracci, S.; Dapporto, P. *Synthesis* **1988**, 884.
49. Nesi, R.; Giomi, D.; Papaleo, S.; Bracci, S.; Dapporto, P. *J.Org. Chem.* **1989**, *54*, 706.
50. Nesi, R.; Giomi, D.; Papaleo, S.; Corti, M. *J. Org. Chem.* **1990**, *55*, 1227.
51. Nesi, R.; Giomi, D.; Papaleo, S.; Turchi, S. *J.Org. Chem.* **1992**, *57*, 3713.
52. Handa, Y.; Inanaga, J.; Yamaguchi, M. *J. Chem. Soc., Chem. Commun.* **1989**, 298.
53. Aoyagi, Y.; Inariyama, T.; Arai, Y.; Tsuchida, S.; Matsuda, Y.; Kobayashi, H.; Ohta, A. *Tetrahedron* **1994**, *50*, 13575.
54. Aoyagi, Y.; Yoshimura, M.; Tsuchibuchi, T.; Kawamata, S.; Tateno, H.; Asano, K.; Nakamura, H.; Obokata, M.; Ohta, A.; Kodama, Y. *J. Chem. Soc., Perkin Trans. 1* **1995**, 689.
55. Aoyagi, Y.; Manabe, T.; Ohta, A.; Kurihara, T.; Pang, G-L. *Tetrahedron* **1996**, *52*, 869.

56. Aoyagi, Y.; Asakura, R.; Kondoh, N.; Yamamoto, R.; Kuromatsu, T.; Shimura, A.; Ohta, A. *Synthesis* **1996**, 970.
57. Aoyagi, Y.; Maeda, M.; Moro, A.; Kuboto, K.; Fujii, Y.; Fukaya, H.; Ohta, A. *Chem. Pharm. Bull.* **1996**, *44*, 1812; *Chem. Abstr.* **1996**, *125*, 328081f.
58. Aoyagi, Y.; Tanaka, W.; Ohta, A. *J. Chem. Soc., Chem. Commun.* **1994**, 1225.
59. Nakajima, M.; Sasaki, Y.; Hashimoto, Sh. *Tetrahedron Lett.* **1998**, *39*, 87.
60. Morimoto, Y.; Kurihara, H.; Kinoshita, T. *Chem. Lett.* **1998**, 829.
61. Singh, B.; Leshner, G. Y.; Pennock, P. O. *J. Heterocycl. Chem.* **1990**, *27*, 1841.
62. Balicki, R.; Kaczmarek, L.; Malinowski, M. *Synth. Commun.* **1989**, *19*, 897; *Chem. Abstr.* **1990**, 112, 20885b.
63. Balicki, R. *Gazz. Chim. Ital.* **1990**, *120*, 67.
64. Konwar, D.; Boruah, R. C.; Sandhu, J. S. *Chem. Ind. London* **1989**, 191.
65. Konwar, D.; Boruah, R. C.; Sandhu, J. S. *Synthesis* **1990**, 337.
66. Aoyagi, Y.; Abe, T.; Ohta, A. *Synthesis* **1997**, 891.
67. Malinowski, M.; Kaczmarek, L. *J. Prakt. Chem.* **1988**, *330*, 154.
68. Kaczmarek, L.; Malinowski, M.; Balicki, R. *Bull. Soc. Chem. Belg.* **1988**, *97*, 787; *Chem. Abstr.* **1989**, 111, 57487d.
69. Kaczmarek, L.; Balicki, R.; Malinowski, M. *J. Prakt. Chem.* **1990**, *332*, 423.
70. Alker, D.; Ollis, W. D.; Shahriari-Zavareh, H. *J. Chem. Soc., Perkin Trans. 1* **1990**, 1623.
71. Alker, D.; Ollis, W. D.; Shahriari-Zavareh, H. *J. Chem. Soc., Perkin Trans. 1* **1990**, 1637.
72. Alker, D.; Mageswaran, S.; Ollis, W. D.; Shahriari-Zavareh, H. *J. Chem. Soc., Perkin Trans. 1* **1990**, 1631.
73. Haber, H.; Hagen, V.; Schlender, M. *J. Prakt. Chem.* **1991**, *333*, 637.
74. Chambers, R. D.; Hall, C. W.; Hutchinson, J.; Millar, R. W. *J. Chem. Soc., Perkin Trans. 1* **1998**, 1705.
75. Ryzhakov, A. V.; Vapirova, V. V.; Rodina, L. L. *Zh. Org. Khim.* **1991**, *27*, 955; *Chem. Abstr.* **1992**, 116, 20494f.
76. Mongin, O.; Rocca, P.; Thomas-dit-Dumont, L.; Trécourt, F.; Marsais, F.; Godard, A.; Quéguiner, G. *J. Chem. Soc., Perkin Trans. 1* **1995**, 2503.
77. Estel, L.; Linard, F.; Marsais, F.; Godard, A.; Quéguiner, G. *J. Heterocycl. Chem.* **1989**, *26*, 105.
78. Trécourt, F.; Mallet, M.; Mongin, O.; Gervais, B.; Quéguiner, G. *Tetrahedron* **1993**, *49*, 8373.
79. Talik, T.; Talik, Z. *Pr. Nauk. Akad. Ekad. Ekon im. Oskara Langego Wroławiu* **1987**, *397*, 141; *Chem. Abstr.* **1988**, *109*, 190207.
80. Matveev, A. A.; Koblik, I. V.; Popov, A. F.; Savelova, V. A.; Matvienko, V. N. *Russ. J. Org. Chem.* **1998**, *34*, 271; *Chem. Abstr.* **1998**, *129*, 330358c.
81. Popov, A. F.; Matveev, A. A.; Koblik, I. V.; Savelova, V. A.; Matvienko, V. N. *Zh. Org. Khim.* **1996**, *32*, 609; *Chem. Abstr.* **1996**, *125*, 327843u.
82. Eggers, L.; Grahn, W. *Synthesis* **1996**, 763.

83. Hanuza, J.; Maczka, M.; Waskowska, A.; Oganowski, W.; Ban-Oganowska, H.; Van der Maas, J. H.; Lutz, E. T. G. *J.Chem.Soc., Perkin Trans. 2* **1997**, 2039.
84. Bougeard, D.; Burie, J. R.; Quy Dao, N.; Hennion, B. *Spectrochim. Acta* **1995**, 51A, 21; *Chem.Abstr.* **1995**, 122, 132486k.
85. Ban-Oganowska, H.; *Spectrochim. Acta* **1994**, 50A, 1007; *Chem.Abstr.* **1994**, 121, 34653x.
86. Hitzler, M. G.; Freyhardt, C. C.; Jochims, J. C. *J.Prakt.Chem.* **1996**, 338, 243.
87. Lindner, H. J.; Krebs, A.; Forster, J.; Sinnwell, V. *Heterocycles* **1997**, 45, 811.
88. Mitrasov Yu., N.; Anisimova, E. A.; Kolyamshin, O. A.; Kormachev, V. V. *Russ. J. General. Chem.* **1998**, 68, 153; *Chem.Abstr.* **1998**, 129, 216678g.
89. Shine, H. J.; Goodin, R. D. *J.Org. Chem.* **1970**, 35, 949.
90. Alekseeva, O. O.; Rodina, L. L.; Ryzhakov, A. V.; Korneev, S. M. *Russ. J.Org. Chem.* **1997**, 33, 1320; *Chem. Abstr.* **1998**, 129, 148893w.
91. Matsuoka, T.; Harano, K. *Tetrahedron* **1995**, 51, 6451.
92. Rodina, L. L.; Ryzhakov, A. V. *Heterocycles* **1995**, 40, 1035.