

## Methods of synthesis of cyclobutenediones

Amere Mukkanti and Mariappan Periasamy\*

School of Chemistry, University of Hyderabad, Central University P. O., India 500 046

E-mail: [mpsc@uohyd.ernet.in](mailto:mpsc@uohyd.ernet.in)

Dedicated to Professor S. Swaminathan on the occasion of his 80<sup>th</sup> birthday

(received 17 Sept 04; accepted 28 Oct 04; published on the web 10 Nov 04)

---

### Abstract

Cyclobutenediones have been used as versatile starting materials for the synthesis of a wide range of multifunctional molecules. There have been continued efforts to develop general and practical methods to access the cyclobutenediones, which led to the discovery of several new methodologies over the last two decades. A review of various methods of synthesis of cyclobutenediones is presented.

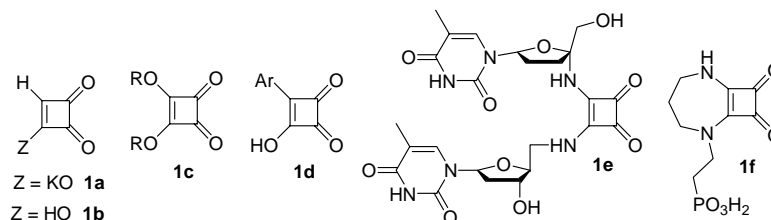
**Keywords:** Cyclobutenediones, squaric acid, squarates, benzocyclobutenediones, cycloadditions and double carbonylations

---

### Introduction

Cyclobutenediones are considered as quinones of unstable cyclobutadienes because of their formal resemblance to cyclobutadienes by virtue of all sp<sup>2</sup> hybridised carbons in a four membered ring.<sup>1</sup> Phenylcyclobutenedione was the first cyclobutenedione to be synthesized by J. D. Roberts et al.<sup>1a</sup> in 1955. The initial studies on cyclobutenediones were limited primarily to their unusual stability,<sup>1</sup> reactivity toward nucleophiles<sup>2</sup> and aromaticity of their oxoanions.<sup>3</sup> Extraction of moniliformin **1a**, a fungal toxin, from *Fusarium moniliforme* by Cole et al.<sup>4</sup> led to the synthesis and testing of wide range of cyclobutenediones. Subsequently, a number of biological and pharmaceutical applications of cyclobutenediones were discovered. For example, the di-*n*-butylsquarate **1c** (R = *n*-C<sub>4</sub>H<sub>9</sub>) is a potent allergen and has been used in the treatment of alopecia areata, and in immunotherapy for warts in children.<sup>5</sup> Squaric acid **1c** (R = H) itself is an inhibitor of glyoxylase I,<sup>6a</sup> semisquaric acid **1b** is an inhibitor for pyruvate dehydrogenase and transketolase<sup>6a</sup> and **1d** is an inhibitor for PTPases (protein tyrosine phosphatases).<sup>6c</sup> Recently, the diamide of squaric acid **1e** was used as a replacement for one of the phosphate diester linkages in an oligodeoxynucleotide,<sup>7</sup> while **1f** as antagonist of the NMDA (N-methyl-D-aspartate)

receptor.<sup>8</sup> Also, some of the cyclobutenedione derivatives are useful as high-affinity ligands for excitatory amino acid receptors<sup>9</sup> and anion recognition systems.<sup>10</sup>



Extensive studies by Liebeskind,<sup>11</sup> Moore,<sup>12</sup> Paquette<sup>13</sup> and others<sup>14</sup> have shown that cyclobutenediones are highly versatile starting materials for the synthesis of an array of multifunctional carbocyclic and heterocyclic compounds. Recently, squarate diamides have been used in the construction of chiral auxiliaries.<sup>15</sup> Also, cyclobutenedione derivatives (squaraines) are used as NLO materials<sup>16</sup> and photoconductors.<sup>17</sup>

Methods of synthesis of cyclobutenediones reported before 1980 were already reviewed.<sup>2</sup> Accordingly, in this review emphasis is on the methods developed in the last 2 decades. The methods of discussion are arranged under the following topics.

## 1. Cyclobutenediones by thermal or photochemical cycloadditions

### 1.1. Cycloadditions involving alkynes

- 1.1.1. Addition of alkynes to tetrahaloalkenes
- 1.1.2. Addition of alkynes to dichlorovinylene carbonate
- 1.1.3. Addition of alkynes to ketenes
- 1.1.4. Alkyne dimerization

### 1.2. Cycloadditions involving alkenes

- 1.2.1. Addition of electron-rich olefins to electron-poor olefins
- 1.2.2. Addition of electron-rich olefins to ketenes
- 1.2.3. Addition of thioenol ethers to ketenes
- 1.2.4. Cyclodimerisation of tetrahaloethylenes
- 1.2.5. Cyclodimerisation of chlorovinylene carbonate
- 1.2.6. Intramolecular cycloaddition of olefins
- 1.2.7. Addition of dienes to olefins

## 2. Cyclobutenediones via transition metal complexes

## 3. Cyclobutenediones from cyclopropene derivatives

## 4. Cyclobutenediones from other simple cyclobutenediones

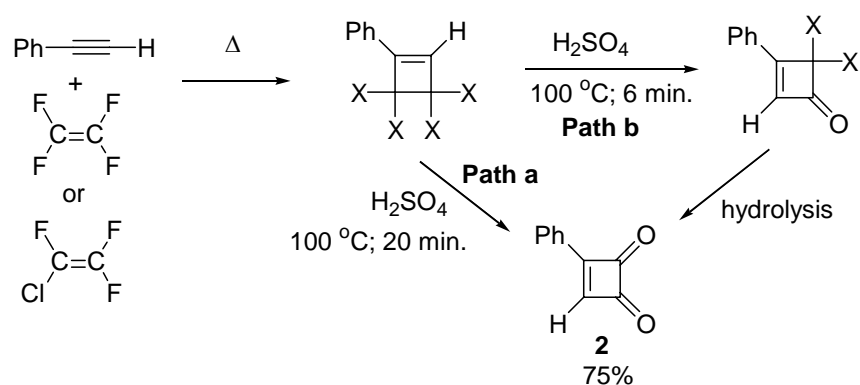
- 4.1. Halogen derivatives of cyclobutenedione
- 4.2. Alkoxy derivatives of cyclobutenedione
- 4.3. Thionyl and selenyl derivatives of cyclobutenedione
- 4.4. Amino derivatives of cyclobutenedione
- 4.5. Phosphine derivatives of cyclobutenedione
- 4.6. Alkyl, alkenyl, alkynyl and aryl derivatives of cyclobutenedione

## 5. Benzocyclobutenediones

## 1. Cyclobutenediones by thermal or photochemical cycloadditions

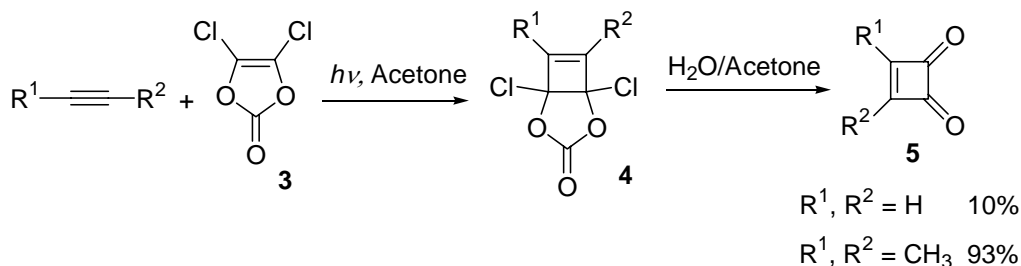
### 1.1. Cycloadditions involving alkynes

**1.1.1. Addition of alkynes to tetrahaloalkenes.** Cycloaddition reactions between fluoroalkenes and substituted acetylenes have proven to be of considerable value in the synthesis of cyclobutenediones.<sup>18</sup> For example, the first reported cyclobutenedione, i.e. phenylcyclobutenedione **2**, was prepared by cycloaddition of chlorotrifluoroethylene or tetrafluoroethylene to phenylacetylene to form tetrahalogenated phenylcyclobutene. The resulting tetrahalogenated phenylcyclobutene was subjected to acid hydrolysis either directly (**Path a**) or *via* dihalogenated phenylcyclobutenone (**Path b**) to provide cyclobutenediones (Scheme 1).<sup>1a</sup>



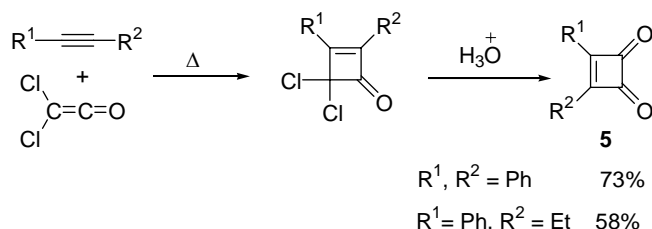
Scheme 1

**1.1.2. Addition of alkynes to dichlorovinylene carbonate.** Irradiation of a mixture of dichlorovinylene carbonate (DCVC) **3** and alkyne in polar aprotic solvents like acetone or acetonitrile in the presence of photo-sensitizers gives cycloadduct **4** in poor yields 10-15%. Subsequent hydrolysis of adduct at 60 °C in 60% acetone/water yields the corresponding cyclobutenediones (Scheme 2).<sup>19</sup>



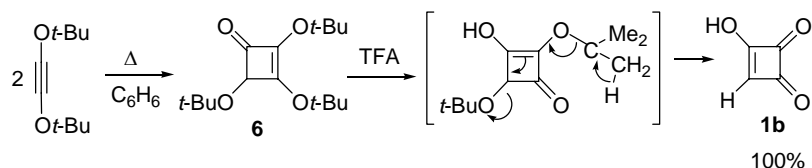
Scheme 2

**1.1.3. Addition of alkynes to ketenes.** Thermal cycloaddition of alkynes to dichloroketene followed by acid hydrolysis of the resulting cyclobutenone affords cyclobutenediones (Scheme 3).<sup>20</sup>



### Scheme 3

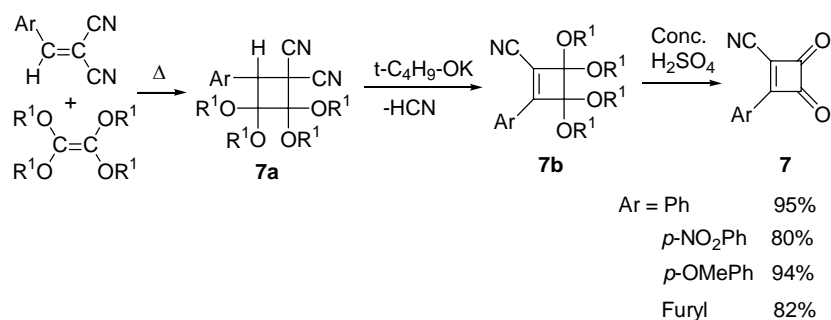
**1.1.4. Alkyne dimerisation.** 3-Hydroxycyclobutene-1,2-dione (semisquaric acid) **1b**, the parent compound of the natural mycotoxin “moniliformin” has been synthesized by thermal dimerisation of di-*t*-butoxyethyne followed by solvolysis of **6** using trifluoroacetic acid (Scheme 4).<sup>21</sup>



### Scheme 4

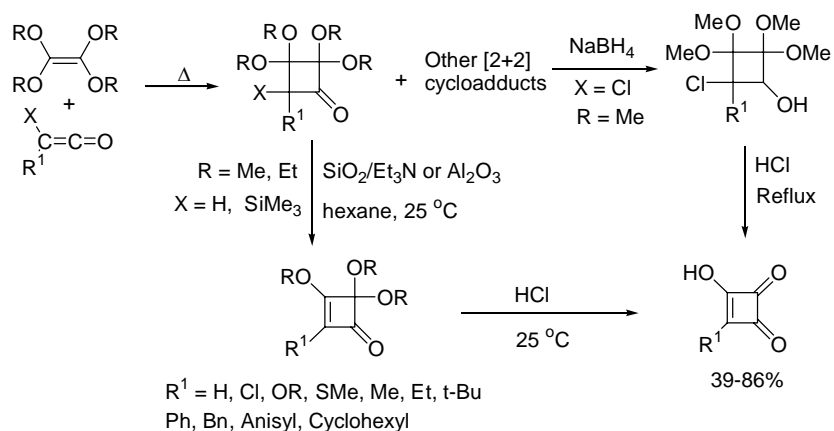
## 1.2. Cycloadditions involving alkenes

**1.2.1. Addition of electron-rich olefins to electron-poor olefins.** Tetraalkoxy ethylene, an electron-rich olefin, adds on to electron-poor ethylene derivatives under thermal conditions to form 1,1,2,2-tetraalkoxy-3,3-dicyano-4-arylcyclobutene **7a**, which upon base catalysed elimination of HCN gives **7b**. The 3-cyanocyclobutenedione **7** is obtained by hydrolysis of acetal groups using concentrated sulphuric acid at 25 °C (Scheme 5).<sup>2a,22</sup>



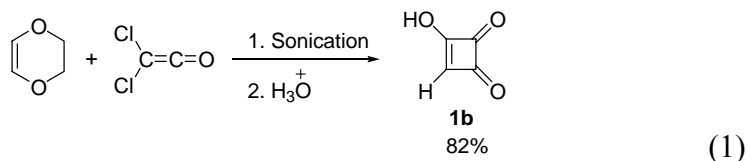
### Scheme 5

**1.2.2. Addition of electron-rich olefins to ketenes.** An improved synthesis of cyclobutenediones and derivatives of semisquaric acid was achieved by (2+2) cycloaddition of the tetraalkoxyethylenes with alkylketene,<sup>23a</sup> chloroketene,<sup>23b</sup> oxy ketene<sup>23c</sup> or trimethylsilyl ketene,<sup>23d</sup> produced *in situ* by triethylamine-promoted dehydrohalogenation of the corresponding acyl chlorides (Scheme 6).

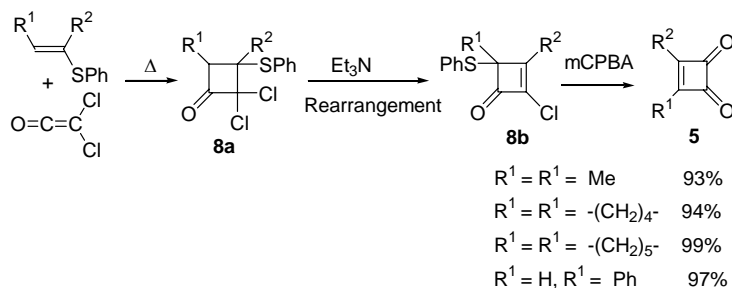


Scheme 6

Also, cycloaddition of 2,3-dihydro-1,4-dioxane to dichloroketene by sonication followed by hydrolysis leads to semisquaric acid (Equation 1).<sup>23f</sup>

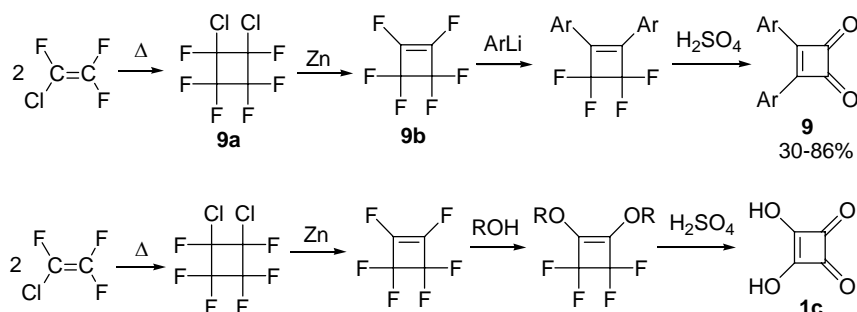


**1.2.3. Addition of thioenol ethers to ketenes.** Recently, Liebeskind et al.<sup>24</sup> reported a relatively simple protocol for the synthesis of monocyclic and bicyclic cyclobutenediones starting from ketones (Scheme 7). Phenylthioenol ethers, prepared from ketones undergo regioselective [2+2] cycloaddition with dichloroketone to provide dichlorocyclobutanone **8a**, which upon Et<sub>3</sub>N/CH<sub>3</sub>CN treatment produces rearranged product **8b** through HCl elimination. Reaction of **8b** with *m*-chloroperbenzoic acid gives the corresponding cyclobutenedione.



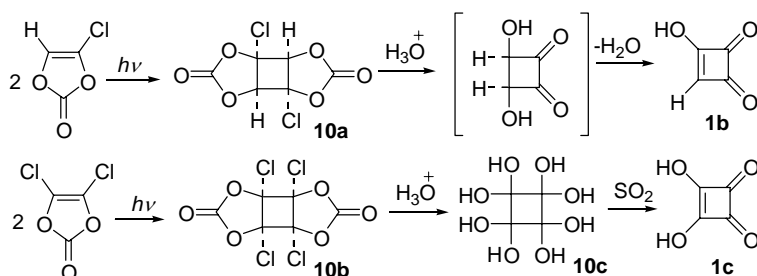
Scheme 7

**1.2.4. Cyclodimerisation of tetrahaloethylenes.** Heating of fluorinated ethylenes leads to stable cyclobutane rings **9a** in contrast to other halogenated olefins (chloro and bromo) which give polymerised products.<sup>25</sup> The cyclisation process is exclusively a “head to head” or “tail to tail” joining to form only one isomer. Dechlorination of **9a** with Zn affords cyclobutene **9b**, which upon further reaction with aryl lithium reagents provides 3,4-diarylcyclobutene-1,2-dione after hydrolysis (Scheme 8). Squaric acid **1c** was first synthesized in 1959 by Cohen et al.<sup>25a</sup> following a similar procedure .



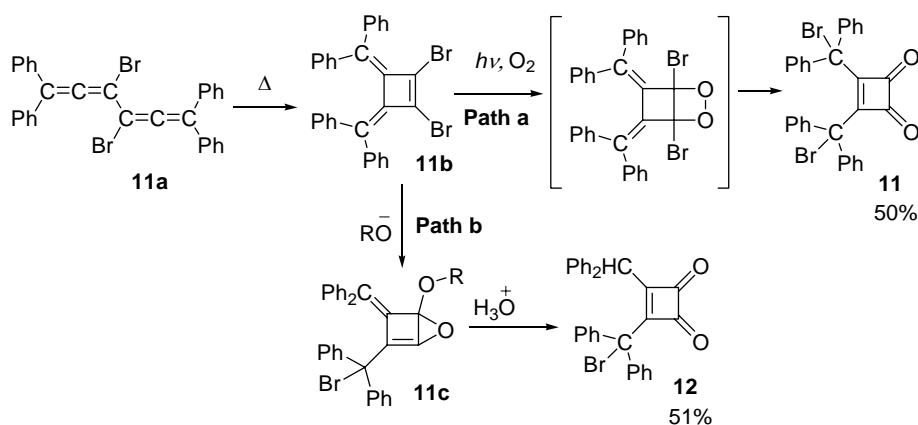
Scheme 8

**1.2.5. Cyclodimerisation of chlorovinylene carbonate.** Both mono and dichlorovinylene carbonates undergo dimerisation upon irradiation in acetone solution to form cyclobutanes **10a** and **10b**, respectively. Hydrolysis of the adduct **10a** yields hydroxycyclobutenedione **1b**, whereas the **10b** gives octahydrocyclobutane **10c**, which on reaction with SO<sub>2</sub> yields squaric acid **1c** (Scheme 9).<sup>26</sup>



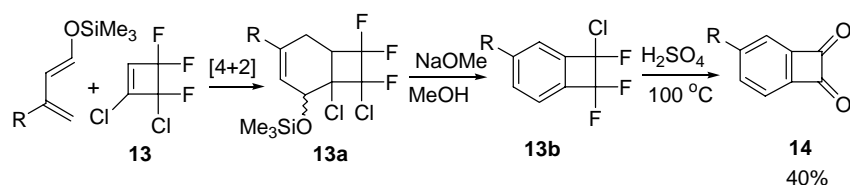
Scheme 9

**1.2.6. Intramolecular cycloaddition of olefins.** Allenes of the type **11a** undergo intramolecular [2+2] cycloaddition under thermal conditions to form 1,2-dibromo-3,4-bis(diphenylmethylene)cyclobutene **11b** which on photo-oxidation affords 3,4-bis(bromodiphenylmethyl)cyclobutene-1,2-dione **11** (Path a)<sup>27b</sup> (Scheme 10). Alternatively, it can be converted to stable, isolable cyclobutene epoxide **11c** by refluxing with potassium alkoxide (Path b). Acid catalysed photochemical ring opening of **11c** gives 3-diphenylmethyl-4-bromodiphenylmethylcyclobutene-1,2-dione **12** in quantitative yields.<sup>27a</sup>



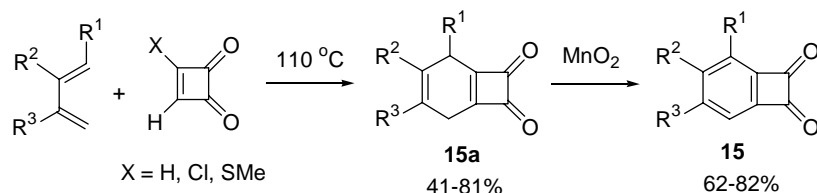
Scheme 10

**1.2.7. Addition of dienes to olefins.** Substituted benzocyclobutenediones **14** have been prepared by utilizing Diels-Alder chemistry. Cycloaddition of trimethylsiloxy dienes to 1,4-dichloro-3,3,4-trifluorocyclobutene **13** gives the cycloadduct **13a** that on aromatisation followed by acid hydrolysis gives benzocyclobutenediones (Scheme 11).<sup>28</sup>



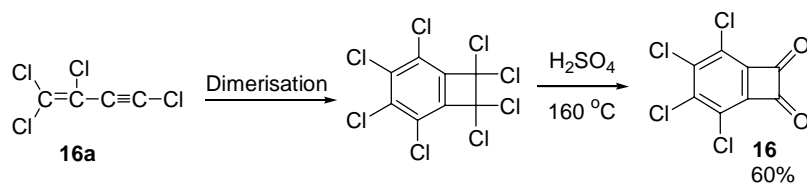
Scheme 11

Diels-Alder reaction of 3-chloro-3-cyclobutene-1,2-dione with dienes gives the adduct **15a**, which upon oxidation by active  $\text{MnO}_2$  produces benzocyclobutenediones **15** (Scheme 12).<sup>29</sup>



Scheme 12

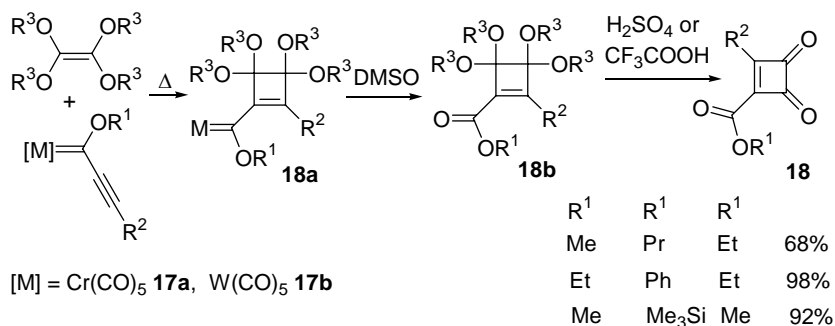
Similarly, tetrachlorobenzocyclobutenedione **16** has been prepared *via* dimerisation of perchlorobutenyne **16a** followed by acid hydrolysis (Scheme 13).<sup>30</sup>



Scheme 13

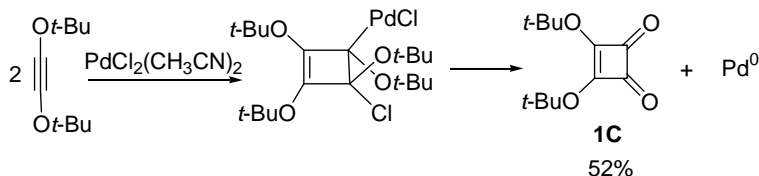
## 2. Cyclobutenediones via transition metal complexes

Thermal reaction of alkynylalkoxycarbene complexes of chromium **17a** and tungsten **17b** with tetraalkoxyethylene affords good yields of [2+2] cycloadducts under mild conditions. The release of organic ligand from metal carbonyl was achieved by DMSO oxidation, and the resulting cyclobutene **18b** gives differently substituted cyclobutenediones **18** upon  $\text{H}_2\text{SO}_4$  or  $\text{CF}_3\text{COOH}$  hydrolysis (Scheme 14).<sup>31</sup>



Scheme 14

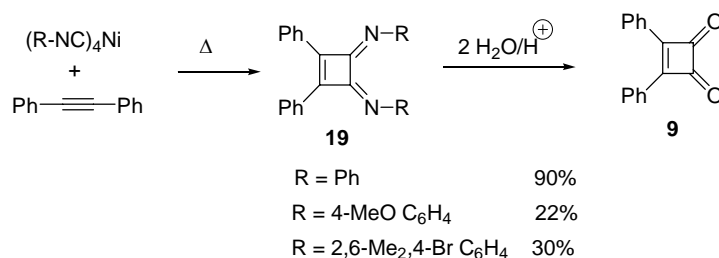
Palladium chloride induced cyclodimerization of di-*t*-butoxyethyne leads directly to di-*t*-butyl squarate **1c** ( $\text{R} = t\text{-C}_4\text{H}_9$ ) via intramolecular *t*-BuCl elimination (Scheme 15).<sup>21</sup>



Scheme 15

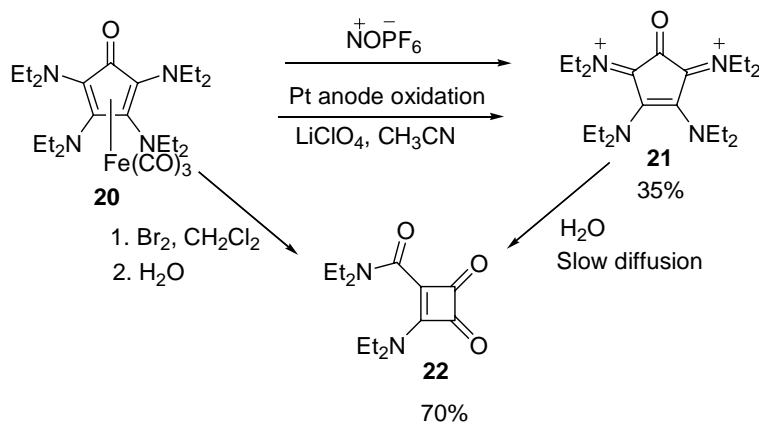
A novel cycloaddition of nickel complex to alkyne was reported. It was found that an equimolar ratio of tetrakis(arylisocyanide)nickel and diphenylacetylene upon refluxing in toluene yielded di-iminocyclobutene **19**, which after aqueous HCl work up gave diphenylcyclobutenedione (Scheme 16).<sup>32</sup>





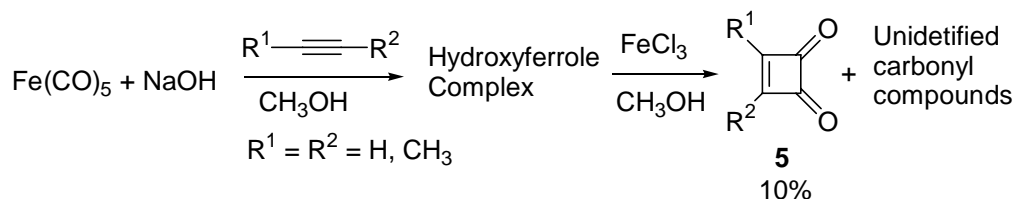
Scheme 16

Oxidation of tetrakis(diethylamino)cyclopentadienone **20** with bromine and aqueous work up affords a novel cyclobutenedione with an interesting functionality **22**.<sup>33</sup> Dione has also been prepared *via* **21** by electrochemical or nitrosonium hexafluorophosphate oxidation (Scheme 17).<sup>33</sup>



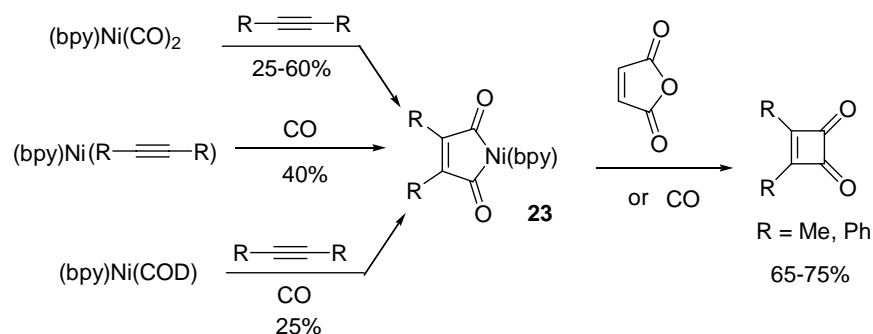
Scheme 17

It was reported that the  $FeCl_3$  oxidation of ferrole complex formed in the reaction of acetylene with an alkaline solution of  $Fe(CO)_5$  leads to cyclobutenedione in low yield (Scheme 18).<sup>34</sup>

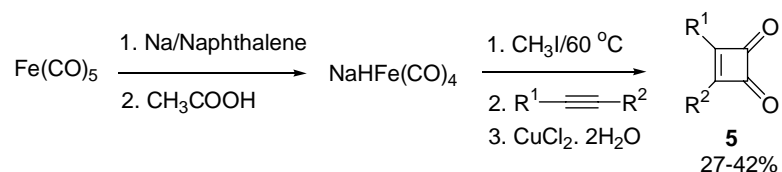


Scheme 18

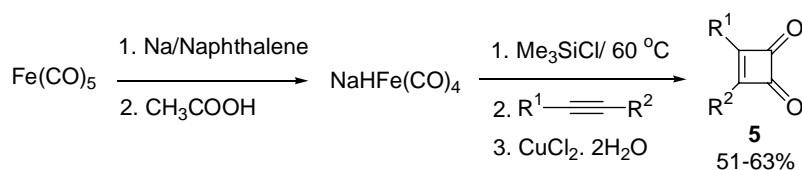
Herrera et al.<sup>35</sup> reported that the nickelcyclopentenediones **23**, prepared by reaction of  $(bpy)Ni(CO)_2$  with alkyne in THF at 20 °C, affords cyclobutenediones with maleic anhydride or carbon monoxide (Scheme 19). Nickel complex **23** can also be obtained from the reaction of  $(bpy)Ni(alkyne)$  with molecular  $CO$ .<sup>35a</sup>

**Scheme 19**

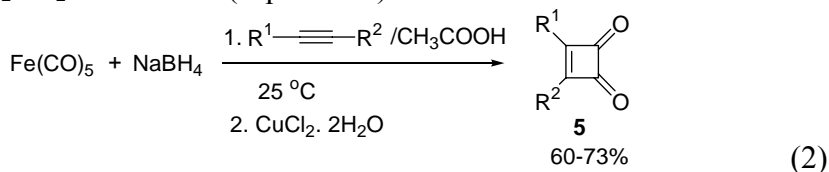
It was reported from this laboratory that the reaction of  $NaHFe(CO)_4/CH_3I$  reagent combination with alkynes at 60 °C gives the corresponding cyclobutenediones along with unsaturated carboxylic acids after  $CuCl_2 \cdot 2H_2O$  oxidation (Scheme 20).<sup>36a</sup>

**Scheme 20**

It was found that the reagent prepared using  $NaHFe(CO)_4/Me_3SiCl$  at 60 °C, upon reaction with alkynes followed by  $CuCl_2 \cdot 2H_2O$  oxidation produced the corresponding cyclobutenediones (51-63%) (Scheme 21).<sup>36b</sup>

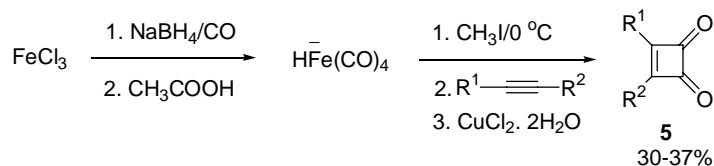
**Scheme 21**

Also, it was observed that the  $[HFe_3(CO)_{11}]^-$  species, prepared *in situ* using  $Fe(CO)_5/NaBH_4/CH_3COOH$ , reacts with alkynes to give the corresponding cyclobutenediones in good yields (60-73%) after  $CuCl_2 \cdot 2H_2O$  oxidation (Equation 2).<sup>37</sup>



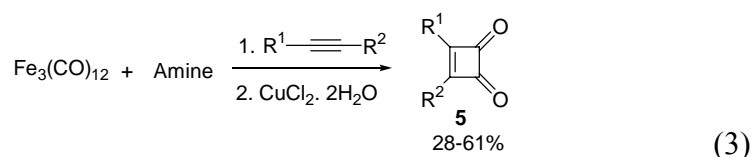
Further, it was found that the iron carbonyl species, prepared by the reduction of  $FeCl_3/NaBH_4$  in THF at 25 °C in the presence of CO, reacts with alkynes at room temperature to

give a complex that gives the corresponding cyclobutenediones after  $\text{CuCl}_2 \cdot 2\text{H}_2\text{O}$  oxidation (Scheme 22).<sup>38</sup>

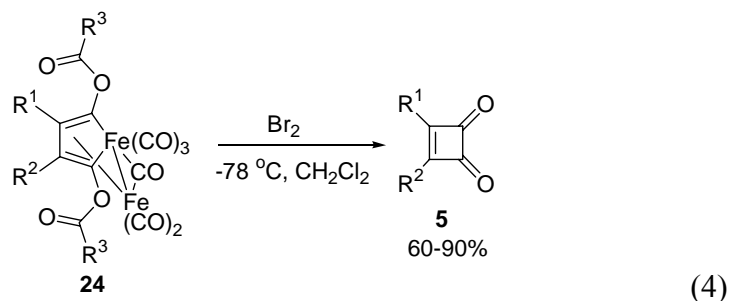


**Scheme 22**

Coordinatively unsaturated iron carbonyl species, prepared using  $\text{Fe}_3(\text{CO})_{12}$ /amine, react with alkynes under ambient conditions to afford cyclobutenediones (Equation 3).<sup>39a</sup>

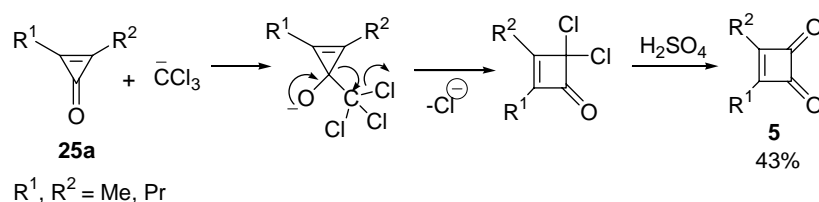


Very recently, it has been reported that cyclobutenediones are formed in good yields *via* bromine oxidation of acyloxyferrole complexes **24** (Equation 4).<sup>39b</sup>



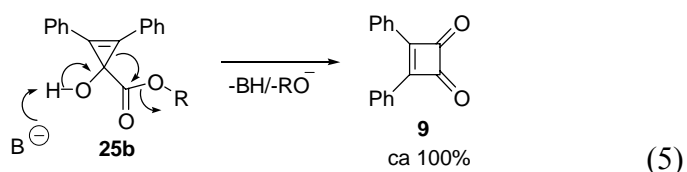
### 3. Cyclobutenediones from cyclopropene derivatives

Though, this is not a method of choice due to the difficulty associated with starting material preparation, cyclobutenediones could be obtained from cyclopropenones by ring expansion. Reaction of sodium trichloroacetate with dialkylcyclopropenone **25a** under thermal conditions gives **5** *via* dichlorodialkylcyclobutenone (Scheme 23).<sup>40</sup>

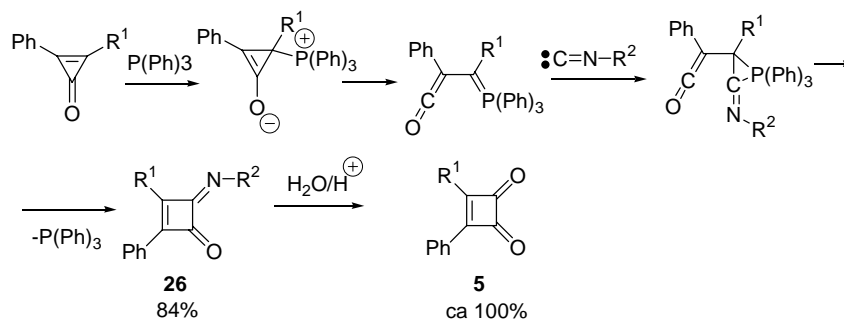


**Scheme 23**

Similarly, base hydrolysis of **25b** directly gives the corresponding cyclobutenedione (Equation 5).<sup>41</sup>



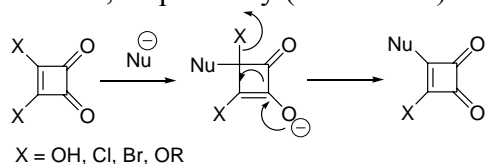
Also, it has been reported that isonitriles react with cyclopropanones to give cyclobutenedione in the presence of triphenylphosphine *via* iminocyclobutenone **26**.<sup>42</sup> The formation of **26** involves Michael addition of P(Ph)<sub>3</sub> to generate ketene-phosphorane followed by concerted rearrangement of P-C bonds as shown in Scheme 24.



Scheme 24

#### 4. Cyclobutenediones from other simple cyclobutenediones

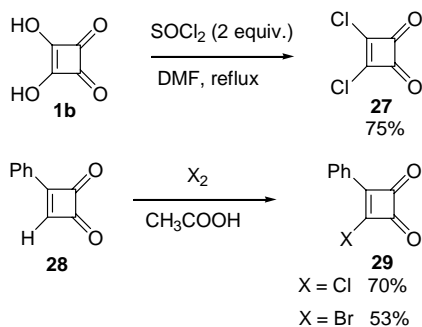
Synthesis of cyclobutenediones based on cycloaddition reactions is limited to either to squaric acid or aryl and simple alkyl derivatives. Hence, cyclobutenediones with a wide range of substituents have been synthesized from simple diones such as  $\alpha$ -ynthesi, halo or alkoxy substituted cyclobutenediones by reacting with a variety of carbon as well as hetero atom nucleophiles. The underlying principle in all these reactions is the vinylogous behaviour of cyclobutenediones i.e.  $\alpha$ -ynthesi, halo and alkoxy cyclobutenediones show the reactivity similar to that of acid, acid chloride and ester, respectively (Scheme 25).<sup>2</sup>



Scheme 25

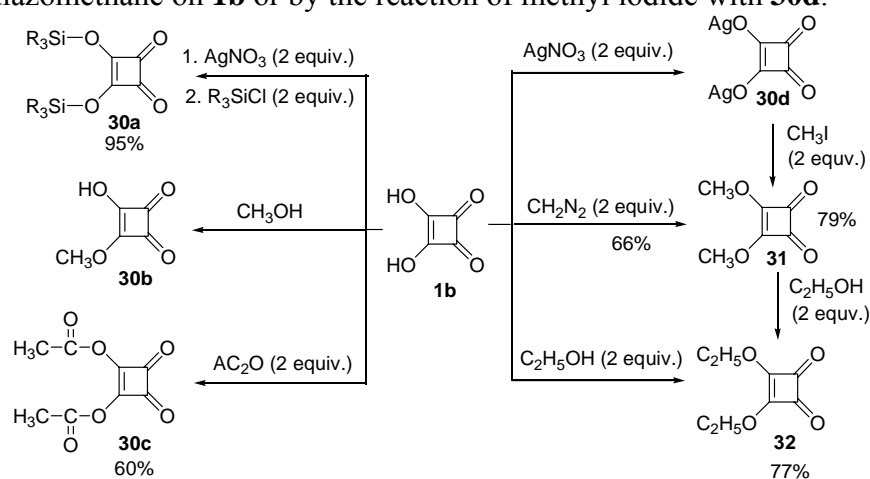
#### 4.1. Halogen derivatives of cyclobutenedione

It has been reported that the reaction of squaric acid with  $\text{SOCl}_2$  in the presence of DMF leads to the replacement of both the OH groups to form dichlorocyclobutenedione in good yields **27** (Equation 6).<sup>43</sup> Also, phenylcyclobutenedione is readily halogenated in glacial acetic acid (Equation 7).<sup>1b</sup>



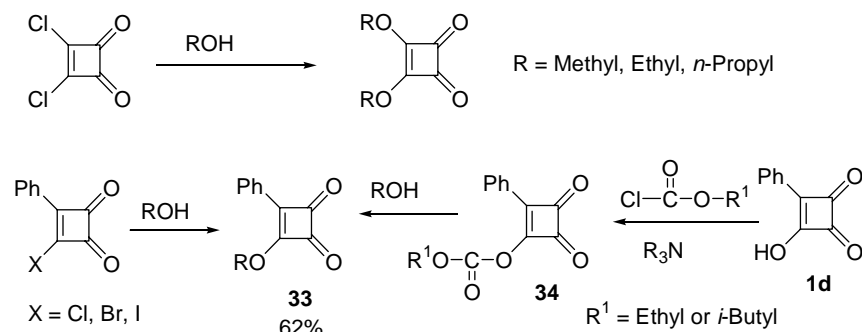
#### 4.2. Alkoxy derivatives of cyclobutenedione

Alkoxy derivatives of cyclobutenedione, squaric acid esters, have been synthesized from squaric acid following different strategies as outlined in Scheme 26.<sup>2d,44</sup> The chemical properties of squaric acid are mainly determined by its acid character and its reactivity is comparable to that of dicarboxylic acids. Ethyl or butyl alcohol treatment of squaric acid gives the corresponding diesters, whereas methanol gives monoester **30b**. However, dimethylsquarate was synthesized by the action of diazomethane on **1b** or by the reaction of methyl iodide with **30d**.



**Scheme 26**

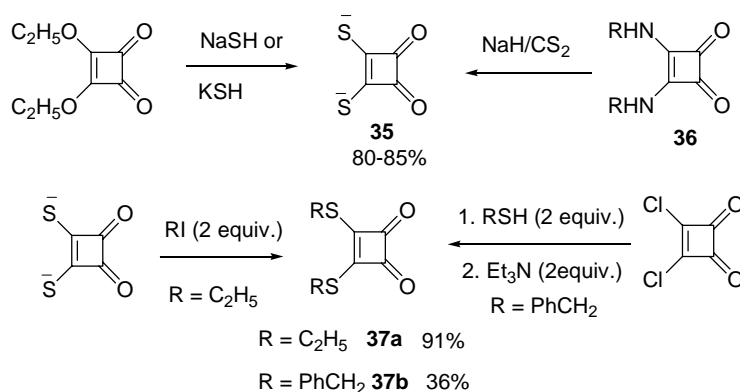
A similar reaction of halocyclobutenediones with alcohols give good yields of squaric acid esters (Scheme 27).<sup>2b,44b</sup> As described later in this section, dialkoxy squarates are extensively used in the synthesis of a variety of cyclobutenediones.



### Scheme 27

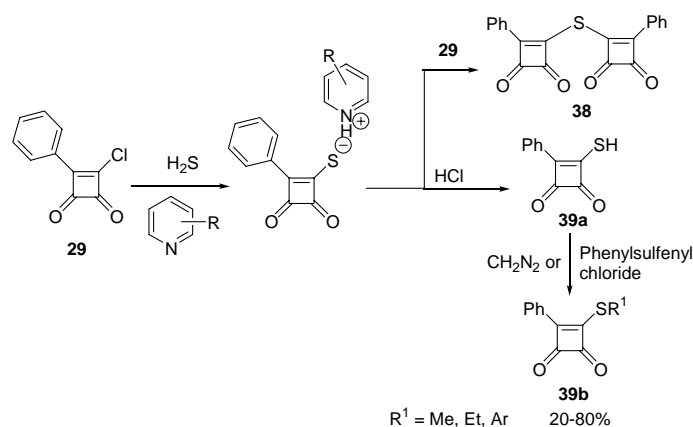
#### 4.3. Thionyl and selenyl derivatives of cyclobutenedione

It was reported that the reaction of diethyl squarate with 2 equiv. of sodium or potassium hydrosulfide in alcohol gives the 1,2-dithiosquarate anion **35**,<sup>45a</sup> which has also been prepared from squaric acid diamide **36** in low yield (Scheme 28).<sup>45a</sup> Dithiosquarate anion is readily alkylated with CH<sub>3</sub>I to give dithioester **37a**. Also, thioester **37b** has been synthesized by the reaction of benzylmercaptan and 3,4-dichloro-3-cyclobutene-1,2-dione in the presence of amine bases (Scheme 28).<sup>45b</sup> Later, an improved method was developed using AlCl<sub>3</sub>.<sup>46</sup>

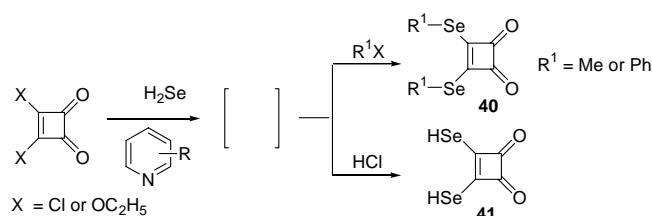


### Scheme 28

Similarly, the reaction of 3-chloro-4-phenyl-3-cyclobutene-1,2-dione **29** with pyridine saturated with hydrogen sulfide leads to thioether **38**. After acid work up, 3-mercapto-4-phenyl-3-cyclobutene-1,2-dione **39a** was obtained, which could be converted to thioester **39b** with suitable reagents (Scheme 29).<sup>2b,47a</sup> Similar reactivity was reported between hydrogen selenide and dichloro- or diethoxycyclobutenediones to produce the corresponding selenide derivatives **40** and **41** (Scheme 30).<sup>47b</sup>



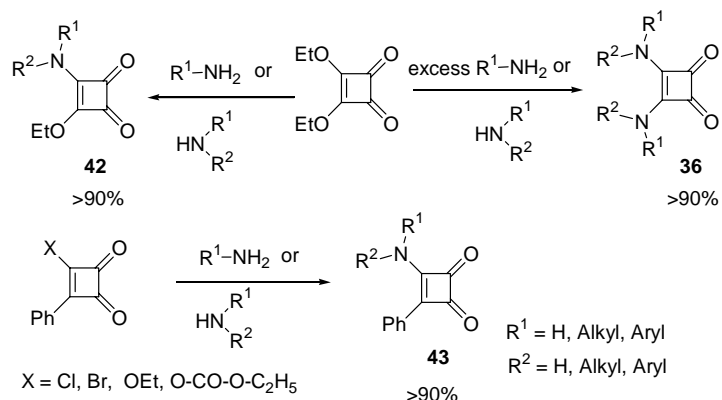
Scheme 29



Scheme 30

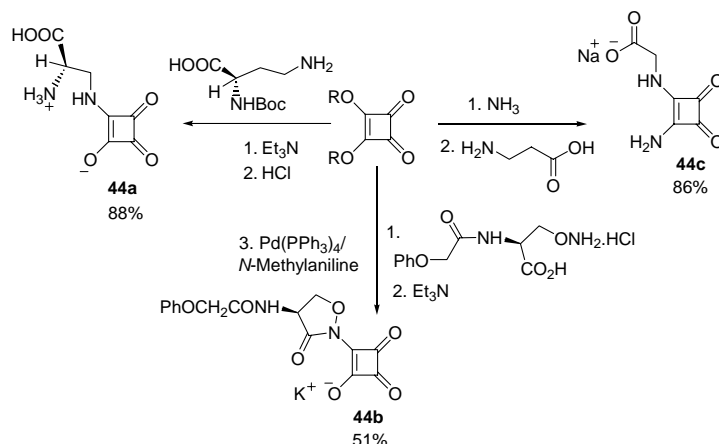
#### 4.4. Amino derivatives of cyclobutenedione

Amine derivatives of cyclobutenedione are known as amides of squaric acid. Reaction of slight excess of a primary or a secondary amine with dialkylsquarate in  $\text{CH}_3\text{OH}$  or  $\text{CH}_2\text{Cl}_2$  at room temperature give monoamide monoester **42** in excellent yield.<sup>48,44a</sup> Diamides of squaric acid **36** are prepared under more basic conditions using large excess of amine or by adding triethylamine (Scheme 31).<sup>2d</sup> Also, halocyclobutenediones react with amines but provide the corresponding amides **43** in lower yields.<sup>49</sup>



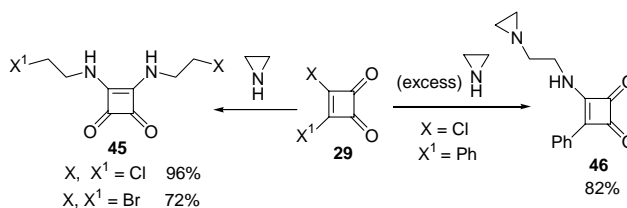
Scheme 31

This reaction could also be performed in a buffered solution (pH 7), which is appropriate for biopolymers. Hence, this controlled nucleophilic substitution forms the basis for the use of diethyl squarate as a coupling reagent to conjugate oligosaccharides to proteins or polyazamacrocycles.<sup>50</sup> Several biologically active and drug molecules such as **44a-44c** have been synthesized following similar methods (Scheme 32).<sup>51</sup>



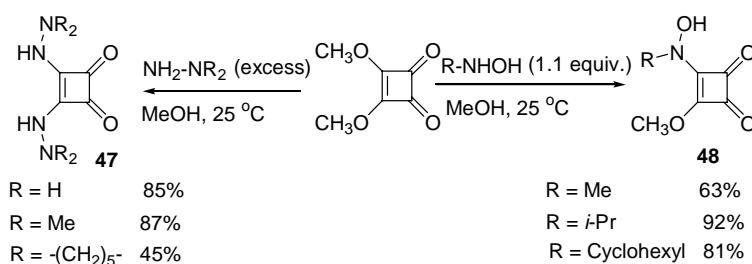
Scheme 32

Also, it was found that aziridine reacts with dihalocyclobutenedione under suitable conditions to generate either 1,2-diamides **45** or (aziridinoethylamino)cyclobutenedione **46** (Scheme 33).<sup>52</sup>



Scheme 33

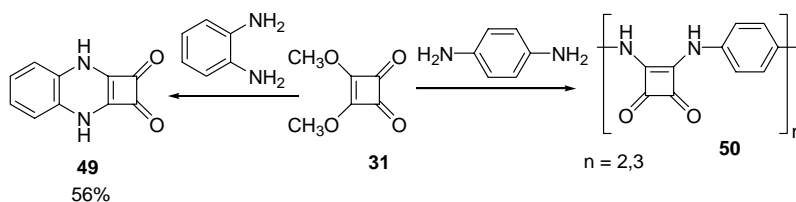
Dimethyl squarate reacts with hydrazine and hydroxylamines to form 3,4-dihydrazino-3-cyclobutene-1,2-dione **47** and *N*-hydroxylamide methylesters **48**, respectively (Scheme 34).<sup>2d,53</sup>



Scheme 34

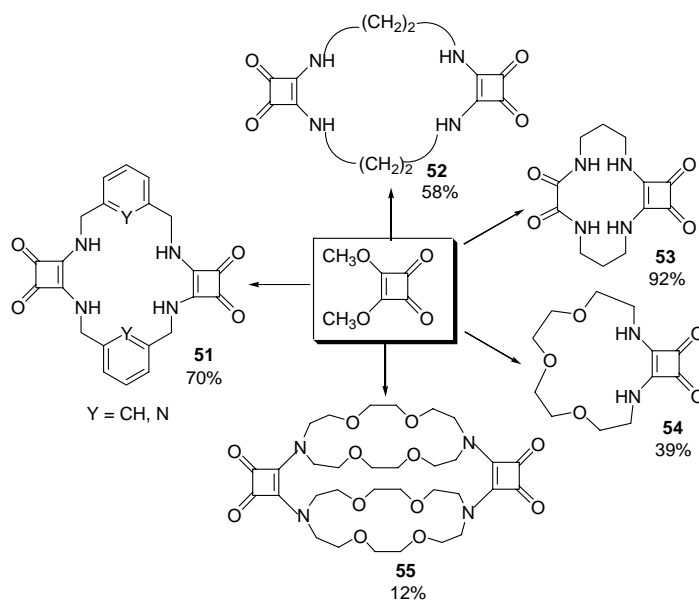


Also, dimethyl squarate undergoes nucleophilic substitution reaction with ortho and para-phenylenediamine to provide **49** and **50**, respectively (Scheme 35)<sup>2d</sup>



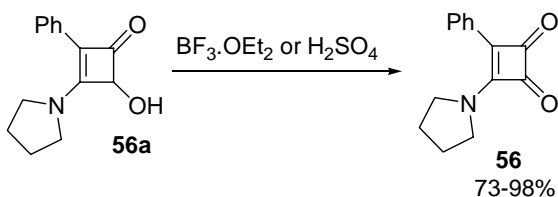
### Scheme 35

Macrocyclic bridged squaric acid diamides of type **51-54** have been synthesized in good yields by the reaction of 1, $\omega$ -diamines with 1,2-dimethoxycyclobutenedione under high dilution conditions (Scheme 36).<sup>54</sup> Cryptands of type **55** are obtained from 1,2-dimethoxycyclobutenedione and monocyclic crown ether amines.



### Scheme 36

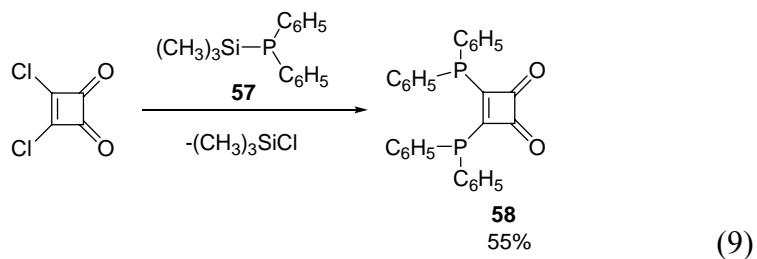
Recently, it has been reported that BF<sub>3</sub>·Et<sub>2</sub>O or H<sub>2</sub>SO<sub>4</sub> induces oxidation of some 4-hydroxycyclobutenone **56a** to furnish the corresponding cyclobutenediones **56** (Equation 8).<sup>55</sup>



(8)

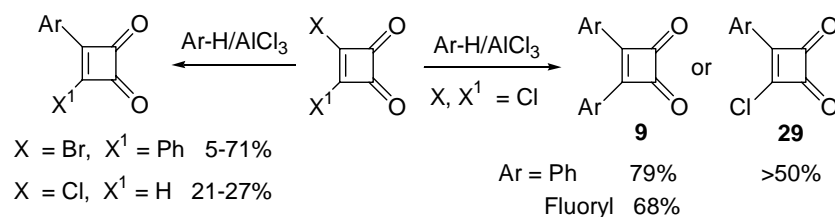
#### 4.5. Phosphine derivatives of cyclobutenedione

1,2-Bis(diphenylphosphine)cyclobutenedione **58** was prepared by the reaction of dichlorocyclobutenedione with diphenyl(trimethylsilyl)phosphine **57** in ether at  $-78\text{ }^{\circ}\text{C}$  (Equation 9).<sup>56</sup>



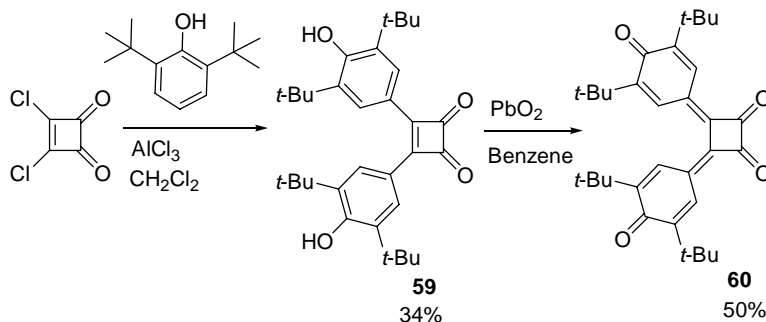
#### 4.6. Alkyl, alkenyl, alkynyl and aryl derivatives of cyclobutenedione

Arylcyclobutenediones can be obtained by the reaction of halocyclobutenediones with arenes under Friedel-Craft acylation conditions. Dichlorocyclobutenedione **27** affords either mono **29** or diarylcyclobutenediones **9** depending upon the amount of catalyst ( $\text{AlCl}_3$ ), the molar ratio of reactants and reaction conditions (Scheme 37).<sup>57,58</sup>



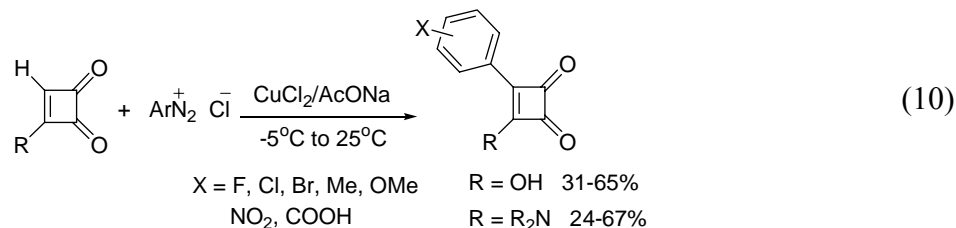
Scheme 37

A new class of cyclobutenediones containing quinoid rings have been prepared by Friedel-Crafts reaction (Scheme 38). Reaction of 1,2-dichloro-3-cyclobutene-1,2-dione with  $\text{AlCl}_3$  and 2,6-di-*t*-butylphenol in refluxing dichloromethane yields **59**. Compound **59** is readily oxidized to 1,2-diquinocyclobutenedione **60** using  $\text{PbO}_2$ .<sup>59</sup>

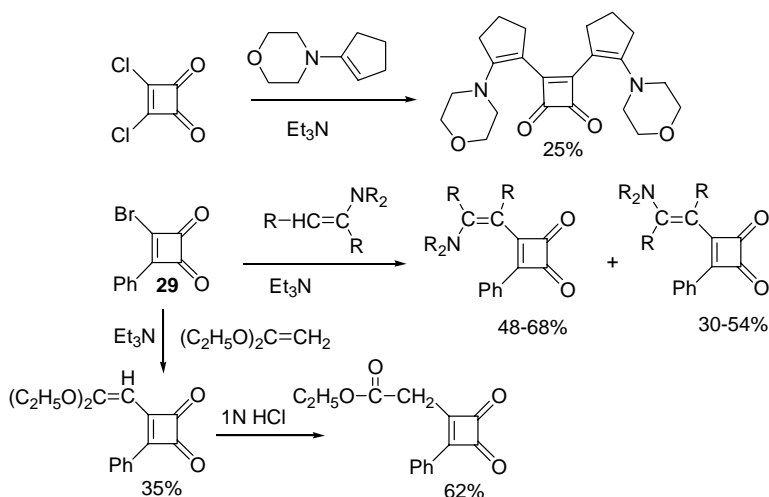


Scheme 38

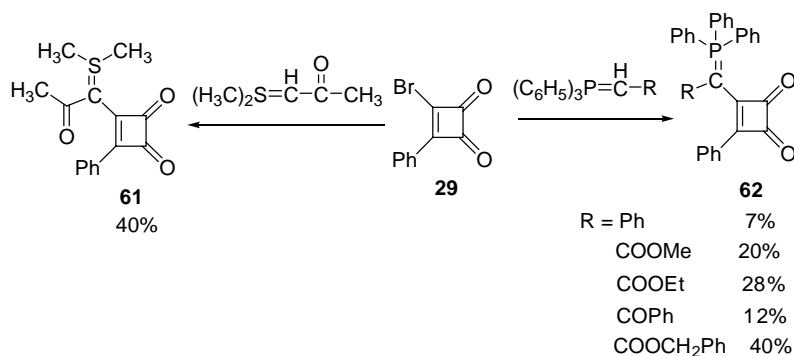
3-Amino-4-aryl- and 3-aryl-4-hydroxy-3-cyclobutene-1,2-diones have been obtained by the Meerwein arylation reaction of diazonium salts with squaramides and semisquaric acid, respectively (Equation 10).<sup>60</sup>



Dichlorocyclobutenedione as well as bromophenylcyclobutenedione **29** condenses with electron rich olefins such as enamines, ketene acetals in the presence of triethylamine (Scheme 39).<sup>2b,61</sup> Similarly, phosphorous and sulphur ylides react with **29** to give the products **61** and **62** with cyclobutenedione moiety acting as a stabilizing acceptor (Scheme 40).<sup>62</sup>

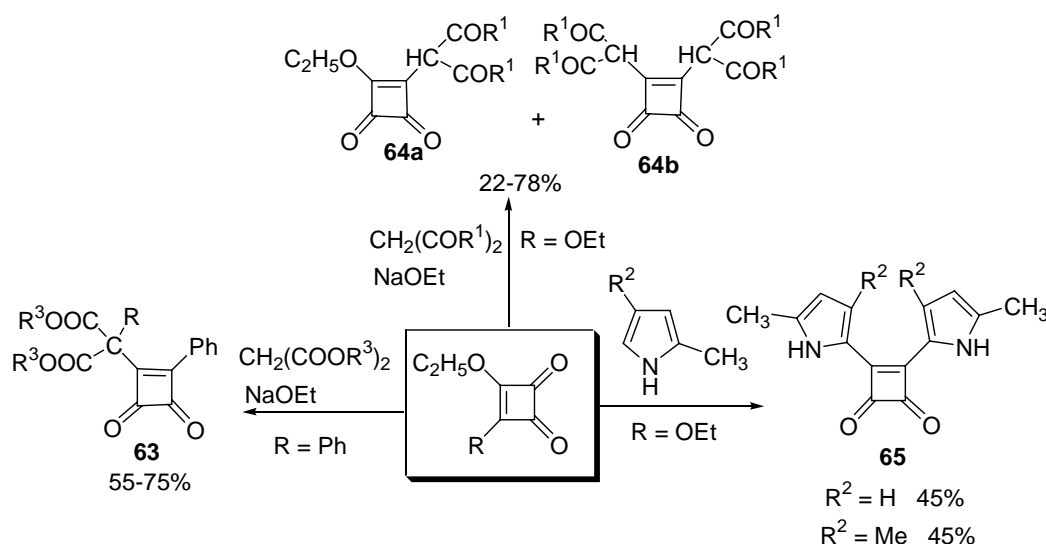


Scheme 39



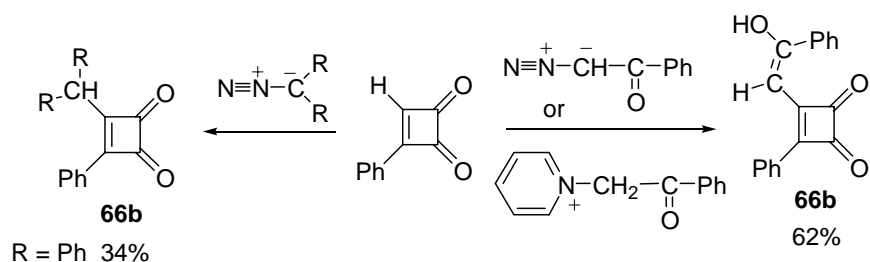
Scheme 40

Functionalised cyclobutenediones were obtained by the reaction of squarates with compounds having acidic hydrogen on carbon atom in the presence of sodium alkoxide in alcoholic solution. For example, alkoxy-cyclobutenediones condense smoothly with diethylmalonate and 1,3-diketones to afford **63** and **64** respectively.<sup>63</sup> Also, diethylsquarate condenses with 2-methylpyrrole in acetic anhydride to form dipyrrolyl cyclobutenedione **65** (Scheme 41).<sup>64</sup>



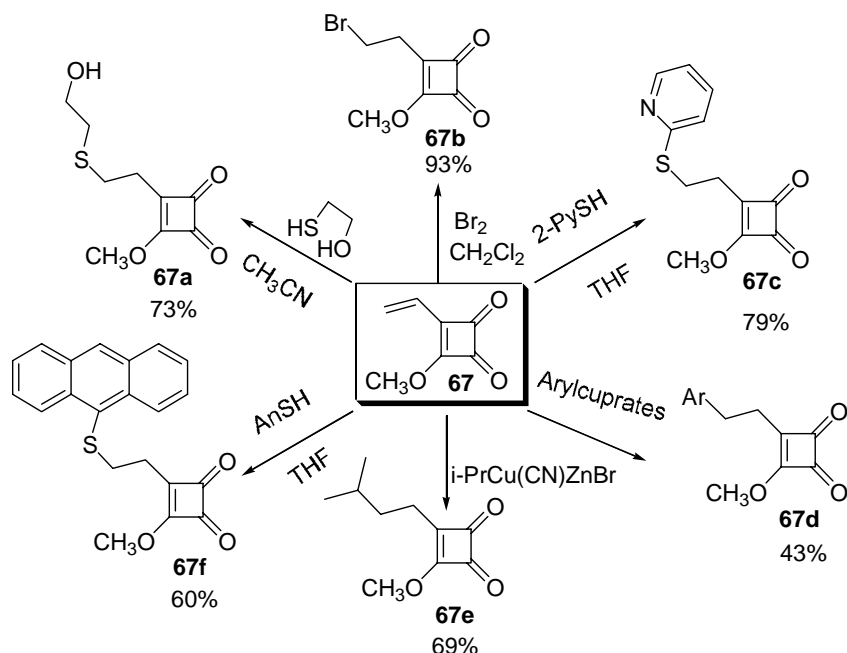
Scheme 41

Alkyl and alkenyl derivatives of cyclobutenedione have been prepared by the reaction of diazoalkanes with phenylcyclobutenedione through an unusual nucleophilic substitution (Scheme 42).<sup>65</sup>



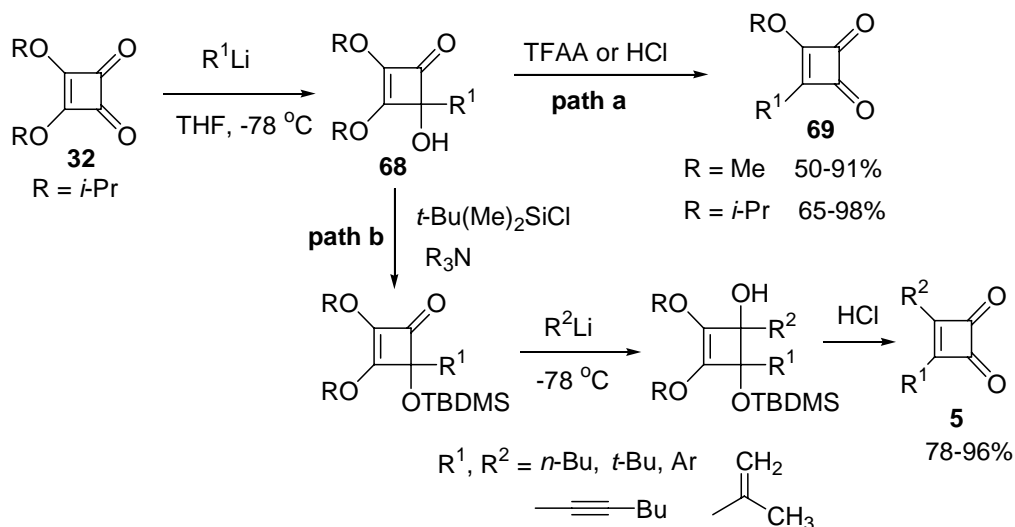
Scheme 42

3-Ethynyl-4-methoxycyclobutene-1,2-dione **67** was prepared by the addition of vinyl lithium to dimethyl squarate followed by quenching of the resulting alkoxide with trifluoroacetic anhydride. Compound **67** undergoes facile 1,6-addition of carbon and non carbon nucleophiles to form a variety of substituted cyclobutenediones (Scheme 43).<sup>66</sup>



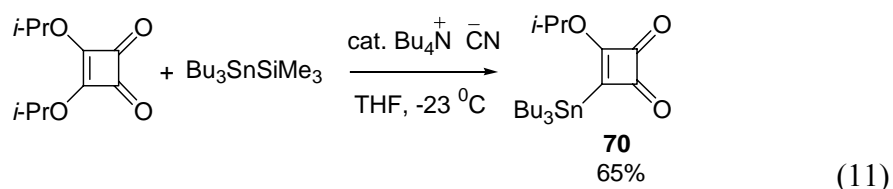
Scheme 43

A few simple alkyl derivatives of cyclobutenediones are prepared by the reaction of diethylsquatrate **32** with Grignard reagents. These reactions proceed in lower yields.<sup>67</sup> An efficient process was independently developed by *Moore*<sup>68</sup> and *Liebeskind*<sup>69</sup> via nucleophilic 1,2 addition of organolithium to dialkoxycyclobutenediones followed by hydrolysis of the resulting hydroxycyclobutenone **68** (Scheme 44). Also, differentially disubstituted cyclobutenediones **5** obtained through step-wise addition of two different alkyl lithium reagents (Scheme 44, Path b).<sup>69</sup>

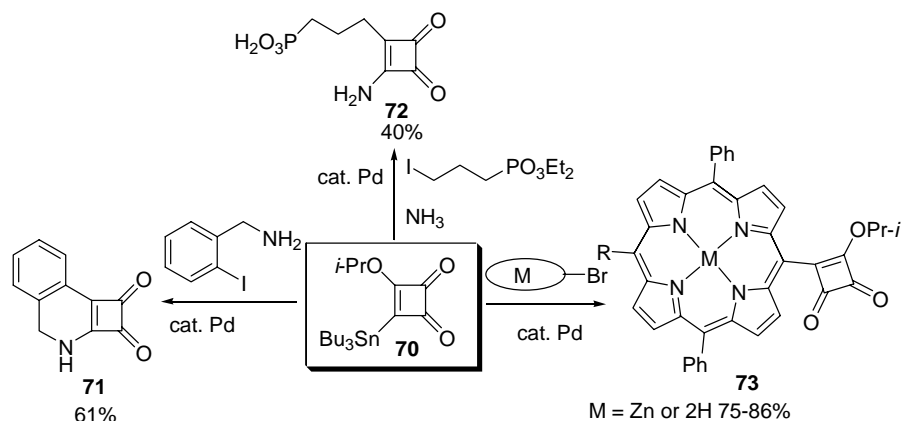


Scheme 44

These methods, which rely on the introduction of substituents on to cyclobutenedione core as organolithium nucleophiles, are restricted to substituents that are compatible with strongly basic and nucleophilic conditions. *Liebeskind et al.*<sup>70</sup> developed a general method involving stable 3-(tri-*n*-butylstannyl)-3-cyclobutene-1,2-dione **70** which was readily prepared by the treatment of 3,4-diisopropoxy-3-cyclobutene-1,2-dione with *n*-Bu<sub>3</sub>SnSiMe<sub>3</sub> in the presence of catalytic amount of cyanide ion (Equation 11).

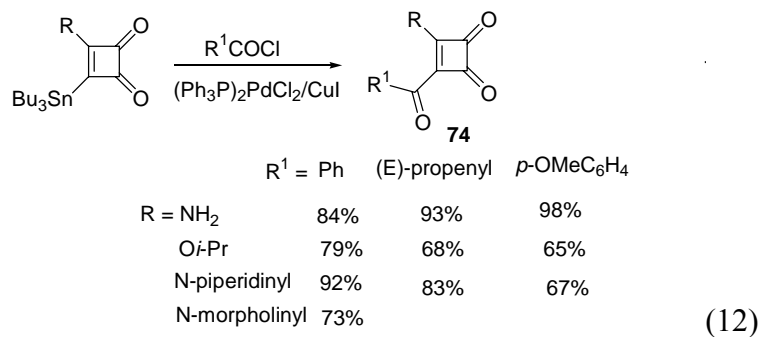


Stannylcyclobutenedione **70** undergoes cross-coupling with organic iodides attached to sp<sup>3</sup>, sp<sup>2</sup> and sp-hybridised carbon atoms and with vinyl trifluoromethanesulfonate esters in the presence of PhCH<sub>2</sub>ClPd(PPh<sub>3</sub>)<sub>2</sub>/CuI catalyst to provide a wide variety of substituted cyclobutenediones<sup>51b,71</sup> including porphyrin derivatives **73** (Scheme 45).<sup>72</sup>

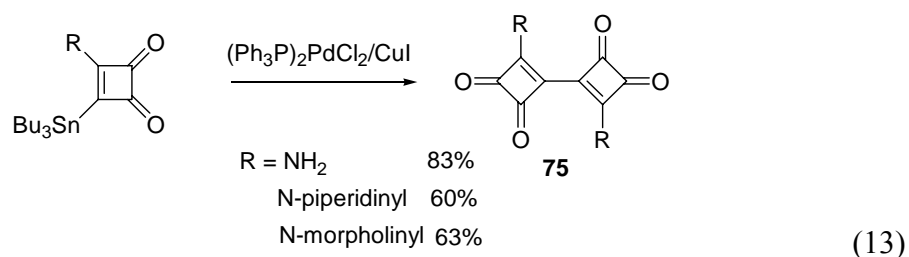


**Scheme 45**

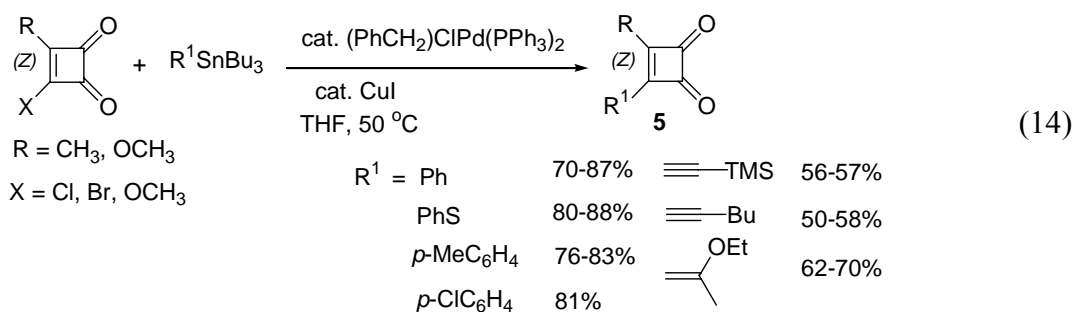
Also, a variety of acyl substituted cyclobutenediones were prepared following a similar strategy (Equation 12).<sup>71b</sup>



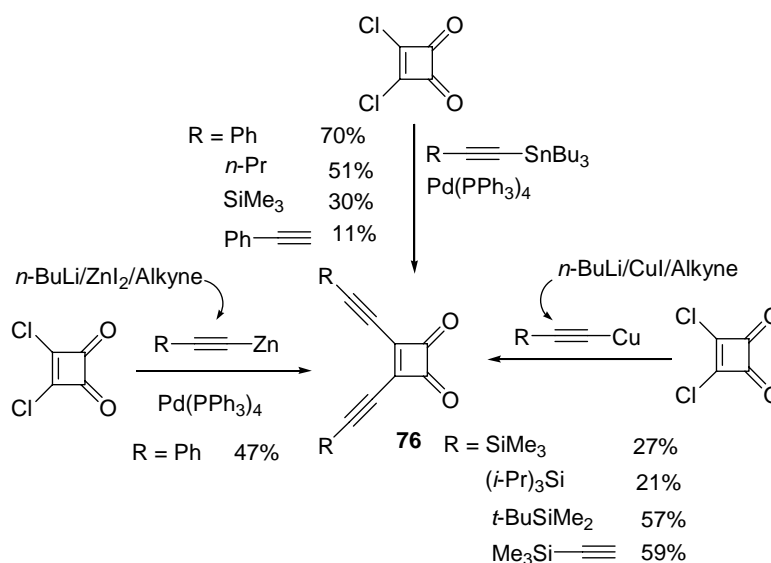
Bisquaryls, a novel class of compounds derived from squaric acid, have been prepared (Equation 13).<sup>71c</sup>



Also, a reverse reaction of above methods has been reported in which cyclobutenediones act as halide partner of Stille cross-coupling, to give a broad array of substituted cyclobutenediones (Equation 14).<sup>73</sup>

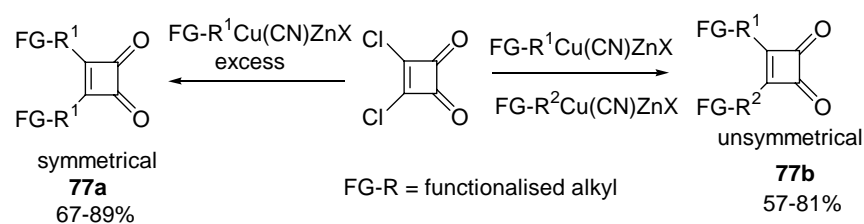


3,4-Dialkynyl-3-cyclobutene-1,2-diones **76** were synthesized by the reaction of 3,4-dichloro-3-cyclobutene-1,2-dione either with tri(*n*-butylstanyl)alkynes in the presence of catalytic amounts of Pd(PPh<sub>3</sub>)<sub>4</sub> or with the soluble copper (I) acetylides (Scheme 46).<sup>74</sup>



**Scheme 46**

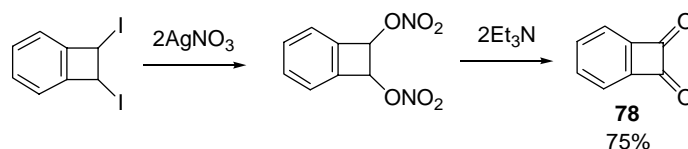
Analogous method for the preparation of highly functionalized cyclobutenediones was developed by *Knochel et al.*<sup>75</sup> based on zinc-copper reagents (Scheme 47).



**Scheme 47**

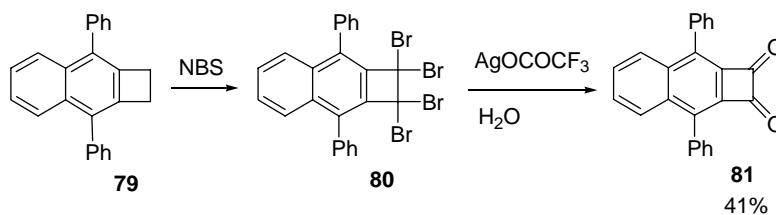
## 5. Synthesis of benzocyclobutenediones

As discussed in section 1.2.7, some benzocyclobutenediones were prepared *via* Diels-Alder addition reactions of some dienes with olefins. Benzocyclobutenediones were also synthesized starting from certain aromatic compounds. Benzocyclobutenedione **78** was first synthesized by *Cava et al.*<sup>76</sup> using simple organic transformations from 1,2-diiodobenzocyclobutene as shown in Scheme 48.



**Scheme 48**

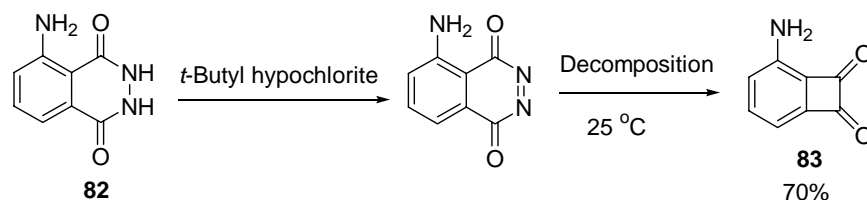
Bromination of 3,8-diphenylnaphtho[b]cyclobutene **79** with NBS generates tetrabromoderivative **80** along with a mixture of other bromides. The tetrabromide **80** reacts with silver trifluoroacetate and water to give 3,8-diphenylnaphtho[b]cyclobutene-1,2-dione **81** (Scheme 49).<sup>77</sup>



**Scheme 49**

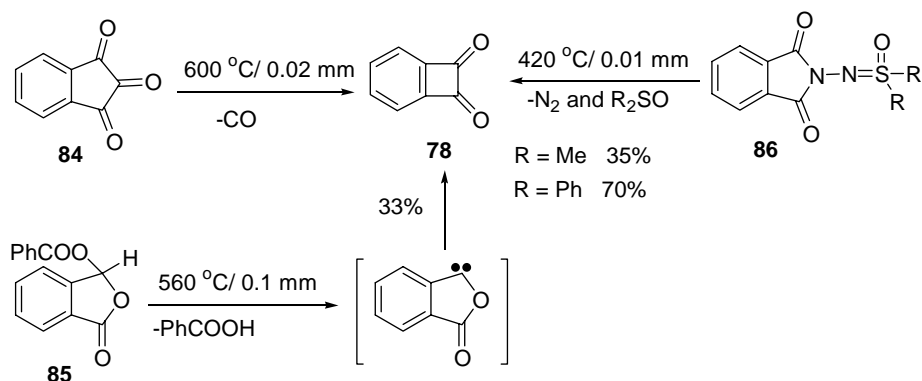
Also, 3-aminobenzocyclobutenedione **83** has been prepared *via* the oxidation of luminol **82** using *t*-butyl hypochlorite (Scheme 50).<sup>78</sup>





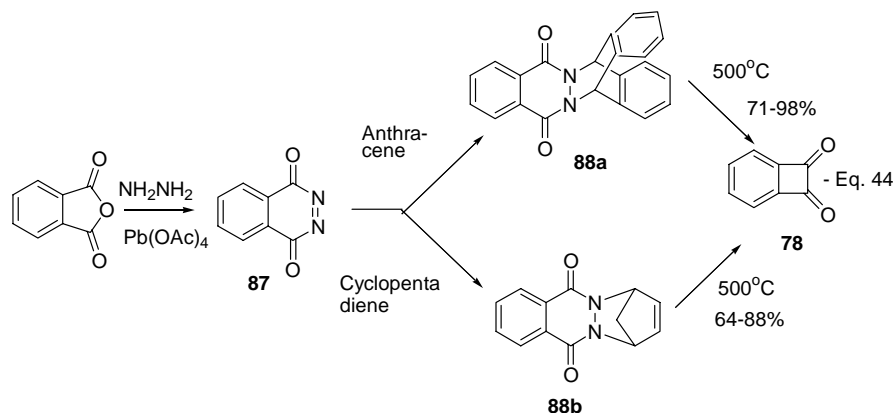
### Scheme 50

It has been reported that the vapour phase pyrolysis of indanetrione **84**,<sup>79a</sup> and 3-bezyloxyphthalide **85**<sup>79b</sup> give traces of benzocyclobutenedione **78**, whereas phthalamidodiphenylsulphoxide **86** gives benzocyclobutenedione in 35-70% yield under similar conditions (Scheme 51).<sup>79c</sup>



### Scheme 51

Synthesis of benzocyclobutenediones, on multi-gram scale, was achieved by flash vacuum pyrolysis of the Diels-Alder adducts of phthalazine-1,4-diones **87** with anthracene, cyclopentadiene<sup>80</sup> or indene<sup>80</sup> (Scheme 52). Among these, the anthracene adduct **88a** gave better yields.<sup>81</sup>



### Scheme 52

## Conclusions

In view of applications of cyclobutenediones as versatile starting materials in the synthesis of multifunctional carbocyclic and heterocyclic compounds, biologically active molecules and NLO materials, the methods of synthesis of these important class of compounds should be helpful in further development in these areas.

## Acknowledgements

We are thankful to the CSIR (New Delhi) for support. We are also grateful to the UGC (New Delhi) for support under "University of Potential for Excellence" Program.

## References

1. (a) Smutny, E. J.; Roberts, J. D. *J. Am. Chem. Soc.* **1955**, *77*, 3420. (b) Smutny, E. J.; Caserio, M. C.; Roberts, J. D. *J. Am. Chem. Soc.* **1960**, *82*, 1793. (c) Cava, M. P.; Mitchel, M. J. *Cyclobutadiene and Related Compounds*; Academic Press: New York, 1967.
2. (a) Schmidt, A. H.; Ried, W. *Synthesis* **1978**, *1*. (b) Knorr, H.; Ried, W. *Synthesis* **1978**, 649. (c) Schmidt, A. H.; Ried, W. *Synthesis* **1978**, 869. (d) Schmidt, A. H. *Synthesis* **1980**, 961.
3. (a) West, R.; Niu, J. *Non-Benzenoid Aromatics*; Academic Press: New York, 1969, Vol. 1, p 132. (b) West, R.; Niu, H. Y.; Powell, D. L.; Evans, M. V. *J. Am. Chem. Soc.* **1960**, *82*, 6204. (c) West, R.; Powell, D. L. *J. Am. Chem. Soc.* **1963**, *85*, 2577. (d) Ito, M.; West, R. *J. Am. Chem. Soc.* **1963**, *85*, 2580.
4. (a) Cole, R. J.; Kirksey, J. W.; Cutler, H. G.; Doupnik, B. L.; Peckham, J. C. *Science* **1973**, *179*, 1324. (b) Sringer, J. P.; Clardy, J.; Cole, R. J.; Kirksey, J. W.; Hill, R. K.; Carlson, R. M.; Isidor, J. *J. Am. Chem. Soc.* **1974**, *96*, 2267. (c) Pirrung, M. C.; Nauhaus, S. K.; Sing, B. *J. Org. Chem.* **1996**, *61*, 2592.
5. (a) Tietze, L. F.; Arlt, M.; Beller, M.; Glusenkamp, K. H.; Jahde, E.; Rajewsky, M. F. *Chem. Ber.* **1991**, *124*, 1215. (b) Gardner, S. H.; Freyschmidt-Paul, P.; Hoffman, R.; Sundberg, J. P.; Happle, R.; Nigel, J.; Tobin, D. J. *Eur. J. Dermatol.* **2000**, *10*, 443. (c) Freyschmidt-paul, P.; Sundberg, J. P.; Happle, R.; McElwee, K. J.; Metz, S.; Boggess, D.; Hoffman, R. J. *Investigative Dermatol.* **1999**, *113*, 61. (d) Kazumasa, M.; Motonobu, N.; Miyako, N.; Tatsuo, K.; Yoshiki, M. *J. Dermatol.* **2002**, *29*, 661. (e) Silverberg, N. B.; Lim, J. K.; Paller, A. S.; Mancini, A. J. *J. Am. Acad. Dermatol.* **2000**, *42*, 803.
6. (a) Douglas, K. T.; Nadvi, I. N. *FEBS Lett.* **1979**, *106*, 393. (b) Burka, L. T.; Doran, J.; Wilson, B. *J. Biochem. Pharmacol.* **1982**, *31*, 79. (c) Xie, J.; Comeau, A. B.; Seto, C. T. *Org. Lett.* **2004**, *6*, 83.

7. (a) Sato, K.; Seio, K.; Sekine, M. *J. Am. Chem. Soc.* **2002**, *124*, 12715. (b) Beaulieu, P. L.; Cameron, D. R.; Ferland, J. -M.; Gauthier, J.; Ghire, E.; Gillard, J.; Gorys; Poirier, M.; Rancourt, J.; Wernic, D.; Llinas-Brunet, M.; Betageri, R.; Cardozo, M.; Hickey, E. R.; Ingraham, R.; Jakes, S.; Kabcenell, A.; Kirrane, T.; Lukas, S.; Patel, U.; Proudfoot, J.; Sharma, R.; Tong, L.; Moss, N. *J. Med. Chem.* **1999**, *42*, 1757.
8. Kinney, W. A.; Abou-Gharbia, M.; Garrison, D. T.; Schmidt, J.; Kowal, D. M.; Bramlett, D. R.; Miller, T. L.; Tasse, R. P.; Zaleska, M. M.; Moyer, J. A. *J. Med. Chem.* **1998**, *41*, 236.
9. Chan, P. C. M.; Roon, R. J.; Koerner, J. F.; Taylor, N. J.; Honek, J. F. *J. Med. Chem.* **1995**, *38*, 4433.
10. (a) Tomas, S.; Rotger, M. C.; Gonzalez, J. F.; Deya, P. M.; Ballester, P.; Costa, A. *Tetrahedron Lett.* **1995**, *36*, 2523. (b) Tomas, S.; Prohens, R.; Deslongchamps, G.; Ballester, P.; Costa, A. *Angew. Chem., Int. Ed.* **1999**, *38*, 2208. (c) Prohens, R.; Martorell, G.; Ballester, P.; Costa, A. *Chem. Commun.* **2001**, 1456.
11. (a) Liebeskind, L. S. *Tetrahedron* **1989**, *45*, 3053. (b) Liebeskind, L. S.; Mitchell, D.; Foster, B. S. *J. Am. Chem. Soc.* **1987**, *109*, 7908. (c) Liebeskind, L. S.; Bombrun, A. *J. Org. Chem.* **1994**, *59*, 1149. (d) Sun, L.; Liebeskind, L. S. *J. Org. Chem.* **1994**, *59*, 6856. (e) Sun, L.; Liebeskind, L. S. *J. Am. Chem. Soc.* **1996**, *118*, 12473. (f) Mingo, P.; Zhang, S.; Liebeskind, L. S. *J. Org. Chem.* **1999**, *64*, 2145. (g) Zhang, S.; Liebeskind, L. S. *J. Org. Chem.* **1999**, *64*, 4042.
12. (a) Perri, S. T.; Rice, P.; Moore, H. W. *Org. Synth.* **1990**, *69*, 220. (b) Moore, H. W.; Yerxa, B. R. *Adv. Strain Org. Chem.* **1995**, *4*, 81. (c) Foland, L. D.; Karlsson, J. O.; Perri, S. T.; Schwabe, R.; Xu, S. L.; Patil, S.; Moore, H. W. *J. Am. Chem. Soc.* **1989**, *111*, 975. (d) Karlsson, J. O.; Nguyen, N. V.; Foland, L. D.; Moore, H. W. *J. Am. Chem. Soc.* **1985**, *107*, 3392. (e) Xu, S. L.; Xia, H.; Moore, H. W. *J. Org. Chem.* **1991**, *56*, 6094. (f) Lee, K. H.; Moore, H. W. *J. Org. Chem.* **1995**, *60*, 735. (g) Taing, M.; Moore, H. W. *J. Org. Chem.* **1996**, *61*, 329. (h) Tiedemann, R.; Turnbull, P.; Moore, H. W. *J. Org. Chem.* **1999**, *64*, 4030.
13. (a) Negri, J. T.; Morwick, T.; Doyon, J.; Wilson, P. D.; Hickey, E. R.; Paquette, L. A. *J. Am. Chem. Soc.* **1993**, *115*, 12189. (b) Paquette, L. A.; Morwick, T. M.; Negri, J. T.; Rogers, R. D. *Tetrahedron* **1996**, *52*, 3075. (c) Paquette, L. A.; Morwick, T. M. *J. Am. Chem. Soc.* **1997**, *119*, 1230. (d) Paquette, L. A.; Kuo, L. H.; Tae, J. *J. Org. Chem.* **1998**, *63*, 2010. (e) Geng, F.; Liu, J.; Paquette, L. A. *Org. Lett.* **2002**, *4*, 71.
14. (a) Zora, M.; Herndon, J. W. *Organometallics* **1993**, *12*, 248. (b) Kondo, T.; Nakamura, A.; Okada, T.; Suzuki, N.; Wada, K.; Mitsudo, T.-a. *J. Am. Chem. Soc.* **2000**, *122*, 6319. (c) Nair, V.; Sheela, K. C.; Rath, N. P.; Eigendorf, G. K. *Tetrahedron Lett.* **2000**, *41*, 6217. (d) Allen, A. D.; Ma, J.; McAllister, M. A.; Tidwell, T. T.; Zhao, D.-c. *Acc. Chem. Res.* **1995**, *28*, 265.
15. Zhang, J.; Zhou, H. -B.; Lü, S.-M.; Luo, M.-M.; Xie, R. G.; Choi, M. C. K.; Zhou, Z.-Y.; Chan, S. C.; Yang, T.-K. *Tetrahedron: Asymmetry* **2001**, *12*, 1907.

16. (a) Ashwell, G. J.; Jefferies, G.; Hamilton, D. G.; Lynch, D. E.; Roberts, M. P. S.; Bahra, G. S.; Brown, C. R. *Nature* **1995**, 375, 385. (b) Pu, L. S. *Chem. Commun.* **1991**, 429. (c) Law, K. Y.; Bailey, F. C. *J. Org. Chem.* **1992**, 57, 3278.
17. Law, K. -Y.; Bailey, F. C. *Chem. Commun.* **1990**, 863.
18. (a) Ried, W.; Schmidt, A. H. *Angew. Chem., Int. Ed.* **1972**, 11, 997. (b) Ried, W.; Schmidt, A. H.; Saxena, V. B. *Chem. Ber.* **1970**, 103, 2709. (c) Ried, W.; Schmidt, A. H.; Kuhn, W. *Chem. Ber.* **1971**, 104, 2622.
19. (a) Hinshaw, J. C. *Chem. Commun.* **1971**, 630. (b) Scharf, H.-D.; Seidler, H. *Chem. Ber.* **1971**, 104, 2995.
20. (a) Dehmlow, E. V. *Chem. Ber.* **1967**, 100, 3829. (b) Knoche, H. *Liebigs Ann.* **1969**, 722, 232.
21. Bou, A.; Pericas, M. A.; Serratos, F. *Tetrahedron Lett.* **1982**, 23, 361.
22. Ooms, P. H.; Scheeren, J. W.; Nivard, R. J. F. *Synthesis* **1975**, 639.
23. (a) Bellus, D. *J. Am. Chem. Soc.* **1978**, 100, 8026. (b) Brady, W. T.; Watts, R. D. *J. Org. Chem.* **1980**, 45, 3525. (c) Bellus, D. *J. Org. Chem.* **1979**, 44, 1208. (d) Brady, W. T.; Saidi, K. *J. Org. Chem.* **1980**, 45, 727. (e) Hoffmann, R. W.; Bressel, U.; Gehlhaus, J.; Hauser, H. *Chem. Ber.* **1971**, 104, 873. (f) Fetizon, M.; Hanna, I. *Synthesis* **1990**, 583.
24. Liebeskind, L. S.; Baysdon, S. L. *Tetrahedron Lett.* **1984**, 25, 1747.
25. (a) Park, J. D.; Cohen, S.; Lacher, J. R. *J. Am. Chem. Soc.* **1959**, 81, 3480. (b) Park, J. D.; Cohen, S.; Lacher, J. R. *J. Am. Chem. Soc.* **1962**, 84, 2919. (c) Blomquist, A. T.; Verling, R. *Tetrahedron Lett.* **1961**, 655. (d) Blomquist, A. T.; LaLancette, E. A. *J. Am. Chem. Soc.* **1961**, 83, 1387. (e) Ried, W.; Lantsch, R. *Chem. Ber.* **1971**, 104, 679.
26. (a) Scharf, H.-D. *Angew. Chem., Int. Ed.* **1974**, 13, 520. (b) Hinshaw, J.C. *Chem. Commun.* **1971**, 630.
27. (a) Toda, F.; Ishihara, H.; Akagi, K. *Tetrahedron Lett.* **1969**, 2531. (b) Toda, F.; Akagi, K. *Chem. Commun.* **1970**, 764.
28. South, M. S.; Liebeskind, L. S. *J. Org. Chem.* **1982**, 47, 3815.
29. Schmidt, A. H.; Kunz, C. *Synthesis* **1991**, 78.
30. Roedig, A.; Bonse, G.; Helm, R.; Kohlhaupt, R. *Chem. Ber.* **1971**, 104, 3378.
31. Camps, F.; Llebaria, A.; Moreto, J. M.; Ricart, S.; Vinas, J. M. *Tetrahedron Lett.* **1990**, 31, 2479.
32. Suzuki, Y.; Takizawa, T. *Chem. Commun.* **1972**, 837.
33. LePage, T.; Nakasuji, K.; Breslow, R. *Tetrahedron Lett.* **1985**, 26, 5919.
34. Whiting, M. C. *Chem. Weekblad* **1963**, 53, 119.
35. (a) Hoberg, H.; Herrera, A. *Angew. Chem., Int. Ed.* **1980**, 19, 927. (b) Hoberg, H.; Herrera, A. *Angew. Chem., Int. Ed.* **1981**, 20, 876.
36. (a) Periasamy, M.; Radhakrinhnan, U.; Brunet, J. J.; Chauvin, R.; El zaizi, A. *Chem. Commun.* **1996**, 1499. (b) Periasamy, M.; Rameshkumar, C.; Radhakrinhnan, U.; Brunet, J. J. *J. Org. Chem.* **1998**, 63, 4930.
37. Periasamy, M.; Rameshkumar, C.; Radhakrinhnan, U. *Tetrahedron Lett.* **1997**, 38, 7229.

38. Rameshkumar, C.; Periasamy, M. *Organometallics* **2000**, *19*, 2400.
39. (a) Rameshkumar, C.; Periasamy, M. *Tetrahedron Lett.* **2000**, *41*, 2719. (b) Periasamy, M.; Mukkanti, A.; ShyamRaj, D. *Organometallics* **2004**, *23*, 619.
40. Breslow, R.; Altman, L. J.; Krebs, A.; Mohacsi, E.; Murata, I.; Peterson, R. A.; Posner, J. J. *Am. Chem. Soc.* **1965**, *87*, 1326.
41. (a) DeBoer, C. D. *Chem. Commun.* **1972**, 377. (b) Komendankov, M. I.; Domnin, I. M.; Kenbaeva, R. M.; Grigorova, T. N. *Zh. Org. Khim.* **1973**, *9*, 142.
42. (a) Obata, N.; Takizawa, T. *Tetrahedron Lett.* **1970**, 2231. (b) Chickos, J. S. *J. Org. Chem.* **1973**, *38*, 3642.
43. De Selms, R. C.; Fox, C. J.; Riordan, R. C. *Tetrahedron Lett.* **1970**, 781.
44. (a) Cohen, S.; Cohen, S. G. *J. Am. Chem. Soc.* **1966**, *88*, 1533. (b) Schmidt, A. H.; Jacob, K. *Liebigs Ann.* **1970**, *742*, 116. (c) Treibs, A.; Ried, W. *Liebigs Ann.* **1966**, *699*, 153.
45. (a) Coucouvanis, D.; Hollander, F. J.; West, R.; Eggerding, D. *J. Am. Chem. Soc.* **1974**, *96*, 3006. (b) Eggerding, D.; West, R. *J. Org. Chem.* **1976**, *41*, 3904.
46. Schmidt, A. H.; Kunz, C.; Debo, M.; Mora-Ferrer, J.-P. *Synthesis* **1990**, 819.
47. (a) Schmidt, A. H.; Ried, W.; Pustolemsek, P.; Dietschmann, H. *Angew. Chem., Int. Ed.* **1972**, *11*, 142. (b) Schmidt, A. H.; Ried, W.; Pustoslemsek, P. *Chem. Ztg.* **1977**, *101*, 154.
48. (a) Maahs, G.; Hegenberg, P. *Angew. Chem., Int. Ed.* **1966**, *5*, 888. (b) P. Cohen, S.; Cohen, S. G. *J. Am. Chem. Soc.* **1966**, *88*, 1533. (c) Thrope, J. E. *J. Chem. Soc. (B)* **1968**, 435. (d) Neuse, E.; Green, B. *Liebigs Ann.* **1973**, 619.
49. Ried, W.; Kunstmann, W. *Chem. Ber.* **1969**, *102*, 1431.
50. (a) Vermeer, H. J.; Halkes, K. M.; van Kuik, A.; Kamerling, J. P.; Vliegthart, J. F. G. *J. Chem. Soc., Perkin Trans. 1* **2000**, 2249. (b) Corsi, D. M.; Elst, L. V.; Muller, R. N.; van Bekkum, H.; Peters, J. A. *Chem. Eur. J.* **2001**, *7*, 64. (c) Kitov, P. I.; Bundle, D. R. *J. Chem. Soc., Perkin Trans. 1* **2001**, 838. (d) Chernyak, A.; Karavanov, A.; Ogawa, Y.; Kovac, P. *Carbohydr. Res.* **2001**, *330*, 479.
51. (a) Ueda, Y.; Crast, L. B., Jr.; Mikilineni, A. B.; Partyka, R. A. *Tetrahedron Lett.* **1991**, *32*, 3767. (b) Kinney, W. A. *Tetrahedron Lett.* **1993**, *34*, 2715.
52. (a) Schmidt, A. H.; Ried, W. *Liebigs Ann.* **1975**, 1863. (b) Ried, W.; Schmidt, A. H. *Tetrahedron Lett.* **1969**, 2435. (c) Ried, W.; Schmidt, A. H. *Tetrahedron Lett.* **1969**, 3007. (d) Ried, W.; Schmidt, A. H. *Tetrahedron Lett.* **1969**, 4115.
53. Lim, N. C.; Morton, M. D.; Jenkins, H. A.; Bruckner, C. *J. Org. Chem.* **2003**, *68*, 9233.
54. Vogtle, F.; Dix, P. *Liebigs Ann.* **1977**, 1698.
55. Wang, J.; Jiang, X.; Chen, M.; Ge, Z.; Hu, Y.; Hu, H. *J. Chem. Soc., Perkin Trans. 1* **2001**, 66.
56. Becher, H. J.; Fenske, D.; Langer, E. *Chem. Ber.* **1973**, *106*, 177.
57. Schmidt, A. H.; Kircher, G.; Maus, S.; Bach, H. *J. Org. Chem.* **1996**, *61*, 2085 and the references cited there in.
58. (a) Green, B. R.; Neuse, E. W. *Synthesis* **1974**, 46. (b) Green, B. R.; Neuse, E. W. *J. Org. Chem.* **1974**, *39*, 1585.

59. Wendling, L. A.; Koster, S. K.; Murray, J. E.; West, R. *J. Org. Chem.* **1977**, *42*, 1126.
60. Schmidt, A. H.; Schmitt, G.; Diedrich, H. *Synthesis* **1990**, 579.
61. Ried, W.; Batz, F. *Liebigs Ann.* **1972**, 755, 32.
62. (a) Ried, W.; Medem, H. *Chem. Ber.* **1975**, *108*, 554. (b) Knorr, U.; Knorr, H.; Ried, W.; Scheckmann, W. *Chem. Ber.* **1976**, *109*, 3869.
63. (a) Roth, H. J.; Spolender, H. *Tetrahedron Lett.* **1968**, 6223. (b) Roth, H. J.; Spolender, H. *Arch. Pharmaz.* **1970**, *303*, 886. (c) Spolender, H.; Roth, H. J. *Arch. Pharmaz.* **1972**, *305*, 239.
64. Treibs, A.; Jacob, K. *Liebigs Ann.* **1966**, 699, 153.
65. Ried, W.; Schmidt, A. H.; Kuhn, W.; Bierendemfel, A. *Tetrahedron Lett.* **1972**, 3885.
66. Xu, S.; Yerxa, B. R.; Sullivan, R. W.; Moore, H. W. *Tetrahedron Lett.* **1991**, 32, 1129.
67. Kraus, J. L. *Tetrahedron Lett.* **1985**, 26, 1867.
68. Reed, M. W.; Pollart, D. J.; Perri, S. T.; Foland, L. D.; Moore, H. W. *J. Org. Chem.* **1988**, *53*, 2477.
69. Liebeskind, L. S.; Fengl, R. W.; Wirtz, K. R.; Shawe, T. T. *J. Org. Chem.* **1988**, *53*, 2482.
70. Liebeskind, L. S.; Fengl, R. W. *J. Org. Chem.* **1990**, *55*, 5359.
71. (a) Liebeskind, L. S.; Zhang, J. *J. Org. Chem.* **1991**, *56*, 6379. (b) Liebeskind, L. S.; Yu, M. S.; Fengl, R. W. *J. Org. Chem.* **1993**, *58*, 3543. (c) Liebeskind, L. S.; Yu, M. S.; Yu, R. H.; Wang, J.; Hagen, K. S. *J. Am. Chem. Soc.* **1993**, *115*, 9048.
72. Shi, X.; Amin, Sk. R.; Liebeskind, L. S. *J. Org. Chem.* **2000**, *65*, 1650.
73. Liebeskind, L. S.; Wang, J. *Tetrahedron Lett.* **1990**, *31*, 4293.
74. (a) Rubin, Y.; Sophia, S. L.; Knobler, C. B.; Anthony, J.; Boldi, A. M.; Diederich, F. *J. Am. Chem. Soc.* **1991**, *113*, 6943. (b) Rubin, Y.; Knobler, C. B.; Diederich, F. *J. Am. Chem. Soc.* **1990**, *112*, 1607.
75. Sidduri, A.; Budries, N.; Laine, R. M.; Knochel, P. *Tetrahedron Lett.* **1992**, *33*, 7515.
76. Cava, M. P.; Napier, D. R. *J. Am. Chem. Soc.* **1957**, *79*, 3606.
77. Cava, M. P.; Hwang, B. *Tetrahedron Lett.* **1965**, 2297.
78. Nikokavouras, J.; Perry, A.; Vassilopoulos, G. *Israel J. Chem.* **1972**, *10*, 19.
79. (a) Brown, R. F. C.; Solly, R. K. *Aust. J. Chem.* **1966**, *19*, 1045. (b) Brown, R. F. C.; Eastwood, F. W.; McMullen, G. L. *Chem. Commun.* **1975**, 328. (c) Gilchrist, T. L.; Rees, C. W.; Stanton, E. *Chem. Commun.* **1971**, 801.
80. Forster, D.L.; Gilchrist, C.; Rees, C. W.; Stanton, E. *Chem. Commun.* **1971**, 698.
81. (a) McOmie, J. F. W.; Perry, D. H. *Chem. Commun.* **1973**, 248. (b) Jung, M. E.; Lowe, J. A. *J. Org. Chem.* **1977**, *42*, 2371. (c) Teim, O. A.; Jansen, R. B.; McOmie, J. F. W.; Perry, D. H. *J. Chem. Soc., Perkin Trans. 1* **1980**, 1834. (d) Gould, K. J.; Hacker, N. P.; McOmie, J. F. W.; Perry, D. H. *J. Chem. Soc., Perkin Trans. 1* **1980**, 1841.